



TAGORE INTERNATIONAL SCHOOL



VASANT VIHAR, NEW DELHI

SYLLABUS (2021-2022)

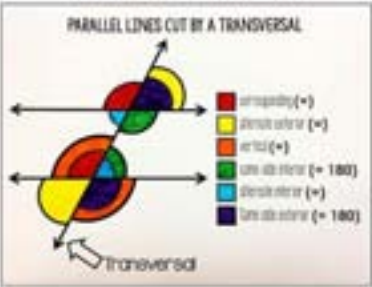
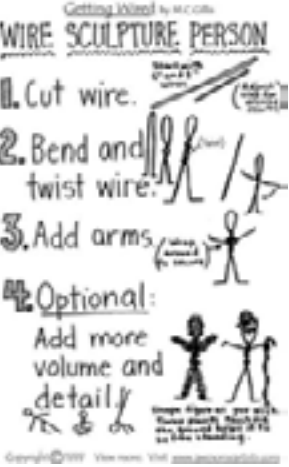
CLASS VII



June- March


JUNE				
Subject	Topics Covered	Learning Outcome	Activities	Assessments
English	MCB Gulli-Danda(Contd) The Echoing Green (Poem) Grammar and Vocabulary Punctuation- Use of Apostrophe Reordering Phrases, Proverbs	Each student will be able to read the chapter loudly and clearly. answer probing questions. summarise the story/poem in his/her own words. justify the theme of the unit using words/phrases/interpretations from the chapters/poem. identify the rhyme scheme of the poem. write answers within the specified word	Listening Skill Exercises (Audio Story) Assessment of Speaking Skill through oral reading and discussion. Reading Comprehension- https://www.youtube.com/watch?v=MjeiWeu9y-Q (Information about 10 tallest Ferris wheels in the world)	Reading Comprehension Worksheet Use of Apostrophe Worksheet Reordering Phrases Worksheet Factfiles- Munshi Premchand and William Blake Google Form/Padlet for tests Practice Assessment



	<p>Writing Skill- Narrative Essay Writing</p>	<p>limit.</p> <p>differentiate between identical words and use the correct ones in the given situations.</p> <p>use apostrophe both as contractions and as possessions.</p> <p>reorder phrases to form grammatically correct sentences.</p> <p>write the given essay within the specified word limit following the outline/framework.</p> <p>explain the meaning of the discussed proverbs and use them correctly in situations.</p>	<p>https://www.youtube.com/watch?v=w_N2-366hL4 (How to attempt comprehension passages)</p> <p>Proverb Game-- Enact /draw a proverb and show; others try to guess it. Write an amusing incident using the discussed proverbs.</p> 	
<p>Hindi</p>	<p>मधुप पाठ-२ हंस और कौआ पाठ-१२ आर्ट का पुल . याकरण संज्ञा,</p>	<p>प्रत्येक छात्र ३-४ शब्दों के अर्थ की पहचान कर सकेगा। पाठ से संबंधित नवीन शब्दावली का निर्माण कर सकेगा।। पाठ का शुद्ध उच्चारण के साथ पठन कर सकेगा। भिन्न भिन्न प्रकार के ३-४ प्रश्नों का</p>	<p>कहानी के पात्रों को कठपुतली (puppets) के माध्यम से प्रस्तुत करना</p> 	<p>गूगल आलेख व प्रपत्र द्वारा मूल्यांकन Edpuzzle वीडियो के माध्यम से मौखिक चर्चा द्वारा। व्याख्यात्मक अभ्यास पत्र के माध्यम से। लिखित प्रश्नों के माध्यम से।</p>



	<p>सर्वनाम, अनुस्वार, अनुनासिक, नुक्ता, अनेक शब्दों के लिए एक शब्द लेखन अपठित गद्यांश अनौपचारिक पत्र</p> <p>बाल महाभारत प्रस्तावना देवव्रत भीष्म प्रतिज्ञा (भाषाई ,दैहिक बुद्धिमता प्रतिभा कौशल)</p>	<p>निर्माण कर सकेगा। २-३ प्रश्नों के सटीक उत्तर दे सकेगा। कम से कम ४-५ भिन्न भिन्न शब्दों से वाक्य रचना कर सकेगा। व्याकरण के खेलों के माध्यम से उचित शब्द की पहचान व व्याकरणिक त्रुटियों की पहचान कर सकेगा। लेखन की उचित शब्द सीमा को ध्यान में रखते हुए अनौपचारिक पत्र कर सकेगा।</p>	<p>कला समावेशन गतिविधि सृजनात्मक लेखन दो मित्रों के बीच संवाद आज की स्वार्थी परिस्थितियों के अनुरूप। पाठ के संवादों की अभिनय प्रस्तुति</p>	<p>मौखिक तथा लिखित कार्य की चर्चा व जाँच द्वारा। अभ्यास कार्यपत्र की चर्चा व निरीक्षण द्वारा व्याख्यात्मक लेखन व वाचन द्वारा</p>
Math	<p>Integers Division of integers Properties of division</p>	<p>Each student will be able to- Divide integers Apply properties of division to simplify Understand pairs of angles</p>	<p>Experiential Learning: Verification and simple proof of vertically opposite angles by paper cutting By paper cutting and pasting –</p>	<p>Practice assessments on Google forms MCQ & SHORT QUESTIONS</p>

	<p>Lines & Angles</p> <p>Linear angles</p> <p>Supplementary</p> <p>Complementary</p> <p>Adjacent</p> <p>Vertically opposite angles</p> <p>Properties of parallel lines with transversal</p> <p>Interior and exterior angles</p> <p>Alternate angles</p> <p>Corresponding angles</p> <p>Co-interior angles</p> <p>Questions based on finding the missing angles</p>	<p>Lists the pair of angles formed</p> <p>Classify various types of pairs of angles identify pairs of angles</p> <p>Find patterns using angles</p> <p>Verify that vertically opposite angles are equal.</p> <p>Identify parallel and non-parallel lines</p> <p>Define transversal</p> <p>Understands pairs of angles</p> <p>Lists the pairs of angles formed</p> <p>Solve application based questions on transversal on parallel lines</p>	<p>corresponding angles are equal, alternate interior angles are equal</p> <p>ACTIVITY - COLOUR CODING:</p>  <p>Art Integration:</p> <p>Wire Craft – Introduction to parallel and intersecting lines</p> 	<p>Worksheets</p> <ol style="list-style-type: none"> Objective type Assignment sheet <p>Quiz online</p> <p>PhET Simulation</p> <p>Math Games</p> <p>TESTS ONLINE</p> <p>LIVE WORKSHEETS</p>
--	---	--	---	---

<p>Science</p>	<p>Nutrition in Plants (Continued)</p> <p>Photosynthesis recap</p> <p>Heterotrophic nutrition in plants</p> <p>Saprophytes</p> <p>Symbiotic relationship</p> <p>How nutrients are replenished in the soil</p>	<p>Each student will be able to</p> <p>-Apply learning to day-to-day life -placing plants in areas with adequate light and water, method of replenishing nutrients in the soil.</p> <p>-Relates the need for adding nitrogen rich fertilizers by farmers, eating of insects by some plants and requirement of nutrients, etc.</p> <p>-Analyze- Why do some plants eat insects?</p> <p>-Explain why fungi grow & thrive on some objects?</p> <p>-Exhibits creativity in designing, planning, making use of available resources for making a magnifier for observing fungi growing on bread etc</p>	<p>Experiential Learning:</p> <p>Grow a plant- Case study discussion (buddy project)</p>  <p>Find out the reason for its good or poor growth. Does it grow faster once the leaves come out?</p> <p>Grow your own fungus</p> <p>-To grow bread mould and study the mode of nutrition</p> 	<p>Google form</p> <p>MCQ based assessment</p> <p>Investigative sheet for hands on activities</p> <p>Menti meter Poll</p> <p>Flash card based assessment</p> <p>Google Form</p> <p>Online Quiz</p> <p>Class participation</p> <p>Activity</p> <p>Class test</p>
-----------------------	--	--	---	---


	<p>Nutrition in Animals</p> <p>Animal nutrition</p> <ul style="list-style-type: none"> -Different ways of taking food -Digestion in humans - Types of teeth in humans and their specific functions 	<p>Each child will be able to:-</p> <ul style="list-style-type: none"> -Name and describe different steps involved in holozoic nutrition (at least 3) - Mention different ways by which animals ingest food.(at least 4) -List the organs of digestion in humans. (at least 4) -List types of teeth and explain their function. -Mention different ways to take care of teeth 	<p>Art Integration:</p> <p>Comic strip /Poem/ story on any 1 organ of the digestive system, incorporating details of its position, importance, major diseases how to keep it healthy</p>  <p>OR</p> <p>FLASH THAT SMILE ! (Subject integration- English)</p> <p>Create an advertising campaign for a toothpaste(group activity) incorporating the importance of dental hygiene</p>	
<p>Social Science</p>	<p>The Earth's Structure and Landforms</p> <p>Structure of the Earth</p> <p>Rocks</p>	<p>Each student will be able to :</p> <ul style="list-style-type: none"> - Understand the topics taken during the bridge course. - Define the environment and state its 	<ul style="list-style-type: none"> - Make a list of surroundings in class and classify them as physical or biological components. 	<p>Art Integration: activity - Clay model of interior of earth</p> <p>Google Form</p>


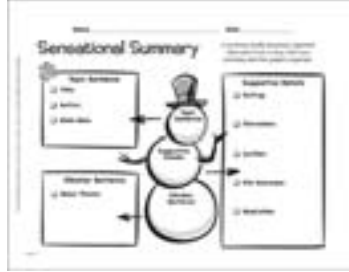

	<p>Development of Landforms</p> <hr/> <p>- Kings and Kingdoms of Early medieval India</p> <p>Kings and Kingdoms of North India and Peninsular India</p> <p>Position of the king. His source of income</p> <p>Role of feudatories, temples</p> <p>Case study- Chola kingdom- Kings and administration</p> <hr/> <p>- Democracy and Equality</p> <p>Universal Adult Franchise</p> <p>General Elections</p>	<p>various components.</p> <ul style="list-style-type: none"> - Describe the structure of the earth's interior. - Identify the different types of rocks that make up the earth's structure and give their examples. <hr/> <p>Each student will be able to :</p> <ul style="list-style-type: none"> - List some of the important Kingdoms that existed in North and Peninsular India in medieval times. - Explain the position of the King in these kingdoms. - Describe the role of Samanthas in medieval India. - Justify the privileges given to temples. - Elaborate the role of feudatories in medieval kingdoms. <hr/> <p>Each student will be able to :</p> <ul style="list-style-type: none"> - Define the term Universal Adult Franchise. 	<p>- Clay model of interior structure of earth.</p>  <hr/> <p>Design Quiz Cards (non digital) on important kingdoms in medieval India.</p> <p>MAP: Mark the major kingdoms of medieval India on a map of India.</p> <p>Fact File-On Kanauj</p> <hr/> 	<p>Worksheet</p> <p>Class discussion</p> <hr/> <p>Quiz Cards</p> <p>Worksheet</p> <p>Role Play</p> <p>Map Work</p> <hr/> <p>Class Test</p> <p>Assignment</p> <p>Art Integration activities</p>
--	--	---	--	--

	<p>Political Parties</p> <p>Different forms of Government</p> <p>Equality and Indian Democracy</p>	<p>- List a few Political Parties that contest elections at the national level and State level.</p> <p>- Name the different forms of Government in different countries of the world.</p>	<p>Draw or paste party symbols of any six national and any two regional political parties in India.</p> <p>Class discussion on -Ruling party and opposition party</p> <p>Poster Making: What Equality means to you?</p> <p>Research Work: Biosketch- Rosa Parks</p> 	<p>Class Discussion</p> <p>Worksheet</p>
<p>Sanskrit</p>	<p>गैष्मावकाशीय गृहकार्य चर्चा</p> <p>लङ्लकार: (प्रथमपुरुषः)</p> <p>लङ्लकार: (मध्यम पुरुषः)</p>	<p>प्रत्येक छात्र</p> <p>भूतकाल धातु रूप का शुद्ध व स्पष्ट उच्चारण तथा लेखन करने में सक्षम होगा। (NCERT L.O)</p> <p>विषय को समझने में सक्षम होगा।</p> <p>विषय पर आधारित प्रश्नों के उत्तर लिख सकेगा। (NCERT L.O)</p>	<p>चित्रात्मक कथोपकथन गतिविधि-</p> 	<p>विषय से संबंधित मौखिक- लिखित प्रश्नोत्तर , अभ्यास कार्य तथा भाषा संवर्धन गतिविधियों, गूगललेख तथा गूगल प्रपत्र के माध्यम से मूल्यांकन किया जाएगा।</p>




		<p>लड़लकार में प्रथम व मध्यम पुरुष में वार्तालाप के दो से तीन वाक्य बोल सकेगा ।</p> <p>शब्द धातु रूप का वाक्य प्रयोग कर सकेगा।</p>	<p>भूतकलिक क्रियावाचक शब्दों से शारीरिक अभ्यास करना जैसे -</p> <p>उपविशतु (बैठो) उपाविशत् (बैठा)</p>	
French	<p>La maison de M. Vincent à Montréal.</p> <p>Vocabulaire</p> <p>Question and Answers</p> <p>Adjectifs possessifs</p>	<p>Each student will be able to-</p> <p>Describe a house and list its various rooms in french.</p> <p>Conjugate regular verbs in present tense.</p> <p>Use the correct adjective possessive before nouns depending on the gender and number of the noun.</p>	<p>Experiential Learning:</p> <p>Draw your house and describe each room and the furniture in each room.</p>	<p>Assessment-Based Activities :</p> <p>Read the lesson aloud.</p> <p>(Speaking Skills)</p> <p>Question Bank</p> <p>Worksheet - Grammaire</p>
Mandarin	<p>中文课</p> <p>Days of the week</p> <p>School subject</p> <p>Make School timetable in Chinese</p> <p>Usage of the word “有“</p> <p>Poem of the days of the week (little Monkey)</p>	<p>Each student will be able to-</p> <p> speak and understand the days of the week.</p> <p> make the sentences use the days of the week</p> <p> read and speak the new words.</p> <p> make their daily timetable in Chinese</p>	<p>Poem of the days of the week (little Monkey)</p> <p>Make School timetable in Chinese</p>	<p>Voice recording- Days of the week</p> <p>New words writing in Pinyin and Character</p>



JULY




Subject	Topics Covered	Learning Outcome	Activities	Assessments
<p>English</p>	<p>Main Course Book</p> <p>Those six Days</p> <p>A Trek Through the Himalayas (Poem)</p> <p>Grammar and Vocabulary</p> <p>Subject-Verb Agreement</p> <p>Determiners</p> <p>Articles</p> <p>Writing Skill</p> <p>Application to the Principal</p> <p>Diary Entry</p>	<p>Each student will be able to</p> <p>-read the lesson on his/her own mark new terminology.</p> <p>-sequence the given events correctly.</p> <p>- summarize the main idea in his/her own words.</p> <p>- Identify poetic devices and rhyme schemes of the poem.</p> <p>- construct sentences with new terminology.</p> <p>-frame at least three questions from the chapter.</p> <p>-spell /pronounce all new words correctly.</p> <p>-answer questions after reading the extract.</p> <p>-state the importance of vision and</p>	<p>Cheat Sheet Game</p>  <p>Vocabulary Building-Collect all the words associated with the theme of this unit. (Travel)</p>	<p>Summarize the lesson in their own words.(Verbal)</p> <p>Pronunciation Practice- New terminology pronunciation test.</p> <p>Activity Sheets for vocabulary building</p> <p>Spelling Test-PADLET</p> <p>A Trek Through the Himalayas (Poem recitation with correct intonation and pauses)</p> <p>Assessment through designing of graphic organizer as summary.</p>


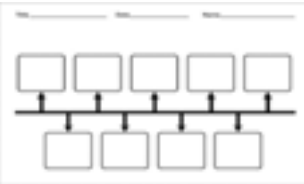
		<p>planning.</p> <p>-justify the statement 'Travelling is Learning'.</p> <p>-use the cheat sheet to write diary entries/ essays.</p> <p>-use correct verbs with the given subjects</p> <p>-complete the given statements with appropriate articles/ determiners.</p> <p>-write the given letter to the principal following the correct format.</p>	<p>Attribute diagram for character sketch.</p> 	 <p>Speaking Skill Assessment- speak confidently on a given topic of his/her choice and answer probing questions</p> <p>Google Form Test for Vocabulary</p>
Hindi	<p>मधुप पाठ - इस्तीफा (कहानी) पाठ - आम और गालिब व्याकरण लिंग,काल, विशेषण</p>	<p>प्रत्येक छात्र पाठ के नवीन शब्दों के अर्थ की पहचान कर सकेगा। नवीन शब्दाकोश का निर्माण कर सकेगा।। परिस्थिति अनुरूप ३-४ प्रश्नों का निर्माण कर सकेगा। ३-४ शब्दों से वाक्य रचना कर सकेगा। व्याकरण के विषय के माध्यम से उचित</p>	<p>अनुभवजन्य शिक्षण आत्मसम्मान की रक्षा हेतु अपने खुद के विचारों को अंग विक्रम (MIME) द्वारा प्रस्तुत करना।</p> 	<p>गूगल आलेख व प्रपत्र द्वारा मूल्यांकन मौखिक चर्चा द्वारा। Quizz.com के खेल द्वारा व्याख्यात्मक अभ्यास पत्र के माध्यम से। लिखित प्रश्नों के माध्यम से।</p>


	<p>वचन, शब्दों की सामान्य अशुद्धियां</p> <p>लेखन</p> <p>अपठित गद्यांश,</p> <p>अनुच्छेद,</p> <p>चित्र वर्णन</p> <p>बाल महाभारत</p> <p>अंबा और भीष्म,</p> <p>विदुर, कुंती, पांडवों की रक्षा</p> <p>भीम, करण, द्रोणाचार्य,</p> <p>लाख का घर,</p> <p>द्रौपदी स्वयंवर</p>	<p>शब्द की पहचान व व्याकरणिक त्रुटियों की पहचान कर सकेगा।</p> <p>लेखन की उचित शब्द सीमा को ध्यान में रखते हुए ८०-१०० शब्दों का अनुच्छेद कर सकेगा।</p> <p>महाभारत के पात्रों की पहचान कर उन पर आधारित आत्मकथा लेखन ८०-१०० शब्दों में कर सकेगा।</p>	<p>कला समावेशन गतिविधि</p> <p>रसोईघर में जाकर आम से बना कोई पेय पदार्थ बनाना।</p>	<p>मौखिक तथा लिखित कार्य की चर्चा व जाँच द्वारा।</p> <p>अभ्यास कार्यपत्र की चर्चा व निरीक्षण द्वारा</p> <p>व्याख्यात्मक लेखन व वाचन द्वारा</p>
Math	<p>Fractions & Decimals</p> <p>Multiplication of fractions</p> <p>Fraction as an operator</p> <p>Reciprocal of a fraction</p> <p>Division of fractions</p> <p>Word problems involving</p>	<p>Each student will be able to-</p> <p>Add, subtract fractions with like and unlike denominators.</p> <p>Multiply and divide fractions</p> <p>Uses fraction as a operator</p> <p>Solves problems related to day - to -day life</p>	<p>Experiential Learning:</p> <p>Record 10 decimals from the newspaper and write them as fractional numbers</p> <p>Making bar graphs on the temperatures of 6 Capital cities of the world.</p>	<p>M.C.Q - Google Forms</p> <p>Google Docs</p> <p>Entry & Exit Tickets</p> <p>Recap worksheet</p>

	<p>mixed fractions</p> <p>Representation of fractional numbers as decimals</p> <p>Multiplication and division of decimals</p> <p>Conversion of units (basic units) Length Mass Volume</p> <p>Word problems (all operations)</p> <p>Data Handling</p> <p>Collection of data</p> <p>Organization of raw data</p> <p>Range</p> <p>Mean, mode, median</p> <p>Double bar graph</p>	<p>Develops meaning of decimals</p> <p>Compare and order decimal fractions</p> <p>Converts fractions to decimals and vice-versa</p> <p>Add, subtract, multiply and divide decimal fractions</p> <p>Use properties of the operations of decimal fractions</p> <p>Solves problems related to day to day life</p> <p>Calculates the mean (average) on the basis of the data given.</p> <p>Relates to the idea that mode implies most frequent observation</p> <p>Determines the center most observation</p> <p>Recalls that x-axis implies the horizontal axis and y-axis implies the vertical axis.</p> <p>Interprets the data given and plots the data on a bar graph</p>	 <p>ACTIVITY – MY NAME IN FRACTIONS</p>  <p>Art Integration: FRACTION ART</p> 	<p>Worksheets</p> <ol style="list-style-type: none"> Objective type Assignment sheet <p>Data Handling interactive worksheet</p> <p>Online Math Games</p> <p>TESTS ONLINE</p> <p>QUIZ ONLINE</p> <p>LIVE WORKSHEETS</p>
--	--	--	---	--

<p>Science</p>	<p>Nutrition in Animals(Continued)</p> <ul style="list-style-type: none"> -Digestion in ruminants -Digestion in amoeba <p>Fibre to fabric</p> <ul style="list-style-type: none"> -Wool, silk - animal fibres.. -Process of processing wool -Sericulture -Life cycle of silk moth -Processing of silk fibre 	<p>Each student will be able to:</p> <ul style="list-style-type: none"> -Describe the rumination process in grass eating animals. -Describe the structure of amoeba (at least 2 parts) -Explain the process of nutrition in amoeba. (at least 2 steps) - Compare digestion in different organisms (at least 1) <p>Each child will be able to:</p> <ul style="list-style-type: none"> Identify and classify animal fibres on the basis of properties. (at least 1) -Name the two types of fibres that form the fleece of sheep.(at least 1) -Define selective breeding -Name the animals that yield wool. -Describe the feed given to the sheep. - Explain processing of woollen fibres -Define sericulture -Explain and draw the life cycle of a silk moth 	<p>ACTIVITY (Tech integration)</p> <ul style="list-style-type: none"> -Create an interactive notebook to explain the process of digestion in amoeba  <ul style="list-style-type: none"> -Use origami paper to cut amoeba shape <p>Art Integration:</p> <p>KINESTHETIC ACTIVITY</p> <p>Woollen Friendship band (Finger Knitting)</p>  <p>Subject Integration: (ENGLISH)</p>	<p>Google Form</p> <p>MCQ based assessment</p> <p>Flow chart</p> <p>Quick Write</p> <p>One-sentence Summary</p> <p>Picture based activities.</p> <p>Class test</p>
-----------------------	--	--	--	--

	<p>Transportation in animals and plants</p> <ul style="list-style-type: none"> -Blood -Blood vessel -Transportation of blood 	<p>-Explain the rearing of silkworms and processing of silk.</p> <p>Each child will be able to:</p> <ul style="list-style-type: none"> List the functions of blood -Define plasma and its role in the body. -Explain the role of Hb in respiration -Enlist the components of blood and state their function 	<p>Weave a short story using the new vocabulary words related to Fibres/ Fabric</p> <p>NEWSPAPER ACTIVITY</p> <p>(PLASMA THERAPY IN COVID-19 TREATMENT)</p> 	<p>Google form</p> <p>Objective assessment</p> <p>Graphic Organizer</p>
<p>Social Science</p>	<p>- The Atmosphere</p> <p>The composition of air</p> <p>Global Warming</p> <p>Atmospheric pressure and Pressure belts on the earth</p> <p>Wind and wind belts</p>	<p>Each student will be able to :</p> <ul style="list-style-type: none"> - Define the term Atmosphere - List the main components of the atmosphere - Explain the different layers of the atmosphere around the earth. - State measures to reduce global warming. - Explain the concept of the creation of permanent Pressure belts on the earth, wind belts and cyclones. 	<p>Experiential Learning:</p> <p>Newspaper Activity: Collect and note down weather reports from a local newspaper for five consecutive days and create your weekly weather report log.</p>  <p>- Design a working model of a Wind vane</p> 	<p>Art Integration activities</p> <p>Class Discussion</p> <p>Assignment work</p> <p>Worksheet</p>

	<hr/> <p>State Government - The Legislature</p> <p>The Law making body- Indian States</p> <p>1)The Vidhan Sabha</p> <p>2)The Vidhan Parishad</p> <p>3) Functions of the State Legislature</p> <hr/> <p>The Delhi Sultanate</p> <p>A . Mamluk Dynasty Qutubuddin Aibak Iltutmish Razia Sultan Balban</p> <p>B. Khalji Dynasty Alauddin Khalji</p>	<hr/> <p>Each student will be able to-</p> <p>-Explain the functions of the Legislative Assembly.</p> <p>-Describe the composition of the Legislative Assembly.</p> <p>-Differentiate between Unicameral and bicameral governments.</p> <hr/> <p>Each student will be able to-</p> <p>- Name the five dynasties under Delhi Sultanate and their important rulers</p> <p>- Explain briefly about all the five dynasties.</p> <p>- Give an outline of the political developments that took place during Delhi Sultanate</p>	<p>- Draw layers of atmosphere on a balloon.</p>  <hr/> <p>- Become the chief minister of your home for a day. For example making a list of grocery items to be bought, fixing the food menu, attending to the needs of your grandparents, parents. Jot down your experiences creatively in your ssc notebook.</p> <hr/> <p>-Create a digital timeline of the Delhi Sultans.</p>  <hr/> <p>-Collect photographs of any one Delhi Sultan and create a fact</p>	<hr/> <p>Worksheet</p> <p>Class Discussion</p> <p>Art Integration:: activity</p> <p>Assignment work</p> <hr/> <p>Art Integration:: Activities</p> <p>Map Work</p> <p>Exit Ticket</p> <p>Assignment work</p>
--	---	---	---	---



	<p>C. Tughlaq Dynasty Mohammad bin Tughluq</p> <p>D. Sayyid Dynasty</p> <p>E. Lodi Dynasty Bahlul Lodi Sikander Lodi Ibrahim Lodi</p>		<p>file under the following sub-heads :</p> <p>1) Name: 2) Reign period: 3) Dynasty 4) Predecessor: 5) Successor: 6) Famous for:</p>	
<p>Sanskrit</p>	<p>लङ्लकारः (उत्तमपुरुषः) संस्कृत गणना- १- ५० वाचन परीक्षणम्- दैनन्दिन-प्रयोगाय वाक्य वाचनम् व्याकरणम् धातुओं की हिन्दी धातुरूप लेखन - अस, भू, पठ, कृ, लिख, हस, (त्रिषुलकारेषु) शब्दरूप लेखन - राम, रमा, अस्मद्, युष्मद्</p>	<p>प्रत्येक छात्र संस्कृत शब्दों व वाक्यों का शुद्ध व स्पष्ट उच्चारण तथा लेखन करने में सक्षम होगा विषय पर आधारित प्रश्नों के उत्तर लिख सकेगा। व्याकरण के अन्तर्गत धातुओं के रूप लट् व लङ् लकार में व शब्दरूप लेखन में सक्षम होगा। संस्कृत गणना लेखन कर सकेगा। शब्द व धातु रूप लेखन कर सकेगा। कला समन्वित कार्य के अंतर्गत शब्द रूप आधारित गीत रचना करके गा सकेगा।</p>	<p>वाचन मूल्यांकन परीक्षणम् दैनन्दिन- प्रयोगाय वाक्य वाचनम् मूल्यांकन बिन्दु 1. उच्चारण १ अंक 2. स्मरण १ अंक 3. भाषाशैली १ अंक 4. प्रस्तुतीकरण १ अंक 5. विषयवस्तु १ अंक कुल 5 अंक</p> 	<p>विषय से संबंधित मौखिक- लिखित प्रश्नोत्तर, अभ्यास कार्य तथा भाषा संवर्धन गतिविधियों, गूगललेख तथा गूगल प्रपत्र के माध्यम से मूल्यांकन किया जाएगा।</p>


			कलासमन्वितकार्य- शब्दरूपगीत गायन	
French	<p>La Famille Vincent</p> <p>Vocabulary</p> <p>Question & Answers</p> <p>IR verbs au present</p>	<p>Each student will be able to-</p> <p>Describe their family members with the french names for various members.</p> <p>Conjugate regular IR verbs in present tense.</p>	<p>Learning Activity:</p> <p>Make a “Cahier des Verbes” and start conjugating various verbs in the present tense.</p> <p>Experiential Learning & Art Integration:</p> <p>Draw your family tree using Warli Art.</p> <p>Value : Relationship between various members of the family.</p> <p>Learning Activity:</p> <p>Conjugation of IR verbs in the cahier de verbes.</p> <p>Board Game :</p> <p>Conjugation of verbs in the present tense.</p>	<p>Activity-based assessment:</p> <p>Décrivez votre famille en 100-120 mots</p> <p>Compréhension Écrite</p> <p>Class Test – Verbs in present tense.</p> <p>Question Bank</p> <p>Worksheet - Grammaire</p>



Mandarin	我们班/课 Describe the class and classmates Poem- the goose and related vocabulary	Each student will be able to- Write 1 to 100 recognize the characters related to study recite the poem-the goose	BINGO GAME Poem Quizizz	Voice recording
-----------------	--	--	---------------------------------------	-----------------




AUGUST


Subject	Topics Covered	Learning Outcome	Activities	Assessments
English	Main Course Book Henry : A Chameleon Grammar and Vocabulary Types of Sentences (Positive and Negative),	Each student will be able to- -read the allotted portion loudly and clearly. -mark new terminology and find meanings of the same. - construct sentences with new terminology.	Experiential Learning: - Convince the other team that heir unique pet is the best.(by highlighting the characteristics) Vocabulary Building- Collect all the words associated with the theme of this unit. (Humour)	Activity Sheets for vocabulary building. Spelling Test Activity Based Assessment Speaking Skill Assessment- speak confidently on a given topic of his/her choice and

	<p>Question Tags</p> <p>Prefixes-Suffixes</p> <p>Adjectives</p> <p>Degrees of Comparison</p> <p>Writing Skill- Designing a Poster</p> <p>Essay-Draft 3</p> <p>Listening Skill Practice</p>	<p>-sequence the given events correctly.</p> <p>-identify the most humorous part and reframe in their words</p> <p>-spell /pronounce all new words correctly.</p> <p>-answer questions after reading the extract.</p> <p>-use question tags correctly in positive and negative sentences.</p> <p>-apply correct prefixes and suffixes and change the word class of the given words.</p> <p>-use the correct degree of adjectives/adverbs to complete the statements.</p> <p>-use the cheat sheet to work on the essay.</p> <p>-design a poster incorporating all the elements of poster designing.</p> <p>--listen to the extract being read and complete the given exercises.</p>	 <p>Team game- Crossword</p> <p>Prefixes and Suffixes</p>  <p>Art Integration:</p> <p>Limericks and Edward Lear! Some limericks are played out as songs to the class; they sing and create similar but new ones.</p> <p>Research Based- (Tell Tale)</p> <p>Find more stories about the wit and humour of court jesters like</p>	<p>answer probing questions.</p> <p>Worksheets and handouts</p> <p>Google Forms</p> <p>Google Docs</p> <p>Listening Skill-</p> <p>A story to be read out, followed by exercise completion by the students.</p>
--	---	--	--	---


			Gopal Bhand and Tenali Raman for class discussion.	
Hindi	<p>मधुप</p> <p>पाठ - रक्त चंदन (एकांकी)</p> <p>पाठ- विश्वराज्य (कविता)</p> <p>व्याकरण</p> <p>क्रिया, क्रिया विशेषण,</p> <p>पर्यायवाची , विलोम शब्द</p> <p>लेखन</p> <p>औपचारिक पत्र अपठित</p> <p>गद्यांश, संवाद रचना</p> <p>कहानी रचना</p> <p>बाल महाभारत</p> <p>इंद्र प्रस्थ</p> <p>जरा संध</p> <p>शकुनि का प्रवेश</p> <p>चौसर का खेल व द्रौपदी की व्यथा</p> <p>धृतराष्ट्र की चिंता</p>	<p>प्रत्येक छात्र</p> <p>कम से कम १०-१२ पंक्तियों की स्वरचित कविता का निर्माण कर सकेगा।</p> <p>कविता के मूल भाव को समझ कर ४-५ नवीन शब्द जोड़ सकेगा।</p> <p>४-५ शब्दों के अर्थ की पहचान कर सकेगा।</p> <p>पाठ से संबंधित नवीन शब्दावली का निर्माण कर सकेगा।।</p> <p>पाठ का शुद्ध उच्चारण के साथ पठन कर सकेगा।</p> <p>भिन्न भिन्न प्रकार के ३-४ प्रश्नों का निर्माण कर सकेगा।</p> <p>३-४ प्रश्नों के सटीक उत्तर दे सकेगा।</p> <p>४-५ शब्दों से वाक्य रचना कर सकेगा।</p> <p>मौखिक अभिव्यक्ति लघु नाटिका के द्वारा कर सकेगा।</p>	<p>रचनात्मक गतिविधि</p> <p>बोर्ड गेम बनाना निम्न विषयों पर विशेषण, पर्यायवाची</p>  <p>क्रियात्मक गतिविधि</p> <p>महाभारत के पात्रों की लघु नाटक प्रस्तुति (कला समावेशन)</p>	<p>गूगल आलेख व प्रपत्र द्वारा मूल्यांकन</p> <p>मौखिक चर्चा द्वारा।</p> <p>व्याख्यात्मक अभ्यास पत्र के माध्यम से।</p> <p>Edpuzzle वीडियो के द्वारा लिखित प्रश्नों के माध्यम से।</p> <p>मौखिक तथा लिखित कार्य की चर्चा व जाँच द्वारा।</p> <p>अभ्यास कार्यपत्र की चर्चा व निरीक्षण द्वारा</p> <p>व्याख्यात्मक लेखन व वाचन द्वारा</p> <p>श्रुतभाव गृहण क्षमता मूल्यांकन</p>

			<p>GeoGebra</p> <p>https://www.geogebra.org/m/EFEDm8R6#material/MTxPQwL</p> <p>https://www.geogebra.org/m/EFEDm8R6#material/tx8ckqXg</p>	<p>Online Math Games</p> <p>TESTS ONLINE</p> <p>QUIZ ONLINE</p> <p>LIVE WORKSHEETS</p>
<p>Science</p>	<p>Transportation in animals and plants (Continued)</p> <ul style="list-style-type: none"> -Heart -Heartbeat -Excretion system in animals; -Role of kidneys. -Sweating. -Transport of food and water in plants -Xylem & Phloem - Transpiration 	<p>Each student will be able to:</p> <ul style="list-style-type: none"> -Define a clot -Discuss the various types of blood vessels -Distinguish between arteries and veins -Describe the function of heart -Define pulse, pulse rate and capillaries -Draw a schematic diagram of circulation -Name the instrument used to detect the heartbeat -Define excretion and state the need for removal of waste materials from the body -Discuss the constitution of urine -Draw a diagram of the human excretory system and label the various parts 	<p>Investigatory Activity</p> <p>FAMILY BLOOD GROUP TREE</p>  <p>Start the Family Tree with your Maternal and Paternal Grandparents, then your aunts/uncles on both the sides and complete the tree with your cousins. (Write the blood group of each)</p>	<p>Diagram based (Labelling)</p> <p>Know the medical instruments</p> <p>Identify me!!</p> <p>One word BINGO</p> 

	<p>Motion & Time</p> <p>Moving Objects</p> <p>Types of motion,</p> <p>Speed of moving objects</p> <p>slow and fast motion along a straight line</p> <p>Distance – time graph for both uniform and non- uniform motion</p>	<p>-Discuss the transport of water and minerals and food in plants through xylem and phloem</p> <p>Each child will be able to:</p> <p>-Define motion</p> <p>-List the types -linear, circular, periodic motion with examples</p> <p>- Define oscillatory motion, bob, mean position, oscillation, time period of a simple pendulum.</p> <p>-Explain the need to measure time.</p> <p>-State the common units used to measure time.</p>	<p>Art Integration: (Performing Arts)</p>  <p>-Research on the effect of Indian ragas on heart health and find two ragas that are known to help in healing heart ailments.</p> <p>-Learn to sing a few lines of a song based on any 1 of these ragas.</p> <p>Art Integration: (Performing Arts)</p>  <p>Understand and appreciate the various types of motions performed in 'Garba dance'</p>	<p>Graph based assessment</p>  <p>Google form</p> <p>Objective type assessment</p>
--	--	---	--	--



	Measurement of time- devices	<ul style="list-style-type: none"> -Give examples of time measuring devices - Define speed and state its SI unit. -State the common units used to measure speed. 		<p>Activity based assessment (Time period of a simple pendulum)</p> <p>Class test</p>
Social Science	<p>The Delhi Sultanate (Cont....)</p> <p>Administration under Delhi Sultans</p> <ul style="list-style-type: none"> -Iqta system -Mongol Policy <p>3 Plans of Muhammad Bin Tughlaq</p> <hr/> <p>How surface landform changes</p> <p>Forces that change earth's landforms</p> <ul style="list-style-type: none"> -Weathering -Erosion -Denudation 	<p>Each student will be able to-</p> <ul style="list-style-type: none"> - Explain the key features of the Iqta system Narrate the three plans of Mohd. Bin Tughlaq. - Briefly describe the reasons for the failure of three policies introduced by Tughlaq. <hr/> <p>Each student will be able to-</p> <ul style="list-style-type: none"> - Explain the concept of Weathering, Erosion and Denudation. -Analyze the role of the river in its various stages and the features formed - Describe how wind changes the surface of landform 	<p>-Quiz Cards Activity: Identify names of the rulers by their description.</p> <hr/> <p>- Compose a Rap song on Save Trees.</p>  <p>- Create a crossword puzzle on soil's formation and conservation.</p>	<p>Assignment work</p> <p>Worksheet</p> <p>Padlet Activity</p> <p>Class Discussion</p> <hr/> <p>Art Integration: Activities</p> <p>Google form MCQs</p> <p>Quiz Cards</p> <p>Assignment work</p> <p>Worksheet</p>


	<p>- Action of water Course of river -Action of Wind -Soil Formation and conservation of soil</p> <hr/> <p>The Mughal Empire</p> <ol style="list-style-type: none"> 1) Babur 2) Humayun 3) The Sur dynasty 4) Akbar 5) Jahangir 6) Shah Jahan 7) Aurangzeb 8) The Mughal Court and Administration 9) Akbar-the Greatest Mughal King 10) Mansabdari System 	<p>-List steps to conserve soil and prevent soil erosion</p> <hr/> <p>Each student will be able to:</p> <ul style="list-style-type: none"> -Name the Mughal rulers in chronological order -Locate the extent of the Mughal Empire under the Akbar after various wars. -Analyse the role of Noor Jahan in administrative matters -Explain with examples how Akbar as a King unified the country. -Draw a comparison between Akbar and Aurangzeb- in their policies and nature of rule. - State why Akbar was known as Akbar the Great 	<p>- Draw a diagram to show formation of an Oxbow lake.</p> <hr/> <ul style="list-style-type: none"> - To collect information on the seven cities that have made up present day Delhi. Seven cities- Qila Rai Pithora, Mehrauli, Suri, Tughlaqabad, Firozabad, Shergarh, Shahjanabad. Present your information in the form of a web chart. - Virtual visit to Humayun's Tomb <p>https://www.outsitevr.com/tour/humayun-s-tomb. Write your visit's experience on an A4 size sheet.</p>	<hr/> <p>Worksheet</p> <p>Map Work : 5Marks</p> <p>Art Integration:: activities</p> <p>Assignment work</p> <p>Class discussion</p>
--	--	---	---	--



<p>Sanskrit</p>	<p>पर्यावरण-महोत्सव: (लोट् लकारः - वार्तालापः) (2)</p> <p>मम दिनचर्या (क्त्वा-तुमुन्-ल्यप् प्रत्ययाः)</p> <p>व्याकरणम् -</p> <p>शब्दरूप-लेखनं -</p> <p>किम् (तीनों लिंग),</p> <p>अनेक (केवल बहुवचनम्, तीनों लिंग) (2)</p>	<p>प्रत्येक छात्र</p> <p>पर्यावरण विषयक मुख्य बातों कम से कम ३-४ का लेखन व वाचन कर सकेगा।</p> <p>कथा पर आधारित प्रश्नों के उत्तर लिख सकेगा।</p> <p>पर्यावरण सुरक्षा हेतु भित्ति पत्र रचना कर सकेगा।(कला समायोजन कर सकेगा)</p> <p>लोट् लकार में कर्ता सहित धातुरूप का शुद्ध व स्पष्ट उच्चारण तथा लेखन करने में सक्षम होगा।</p> <p>प्रत्यय का अर्थ बता सकेगा।</p> <p>संस्कृत प्रत्ययों का प्रयोग कम से कम ३-४ वाक्यों में कर सकेगा।</p>	<p>कला समन्वय -</p> <p>पर्यावरण सुरक्षा जागरूकता हेतु वस्त्रचित्रकारी (Fabric painting) रचना करना।</p>  <p>प्रवाह संचित्र के माध्यम से लोट् लकार में धातु रूपों का कर्ता सहित लेखन करना।</p> <p>प्रकृति-प्रत्यय विभाग करना यथा -</p> <p>पढ़ने के लिए - पठ्+तुमुन् पठितुम्</p> <p>पढ़ कर - सं +पठ्+ल्यप् संपठ्य</p> <p>पढ़ कर - पठ्+क्त्वा पठित्वा</p>	<p>विषय से संबंधित मौखिक- लिखित प्रश्नोत्तर, अभ्यास कार्य तथा भाषा संवर्धन गतिविधियों, गूगलालेख तथा गूगल प्रपत्र के माध्यम से मूल्यांकन किया जाएगा।</p>
------------------------	---	---	--	---


<p>French</p>	<p>Le Salon, La Salle à manger, La Cuisine</p> <p>Passé Composé</p>	<p>Each student will be able to-</p> <p>Name the pieces of furniture in every room of a house.</p> <p>Understand an audio text in french and answer questions based on it.</p> <p>Conjugate verbs in the past tense with avoir as auxiliaire.</p>	<p>Cahier des verbes :</p> <p>All 'ER' verbs in Passé Composé.</p> <p>Verbes – dire, mettre, prendre, couvrir & ouvrir in present tense.</p> <p>Experiential Learning:</p> <p>Students will describe the salon, salle à manger and cuisine in their house.</p> <p>Audio Comprehension. (Listening Skills)</p>	<p>Question Bank</p> <p>Worksheet - Passé Composé</p> <p>Periodic Test</p>
<p>Mandarin</p>	<p>我去图书馆</p> <p>Places in school</p> <p>New words</p> <p>Sentence pattern</p> <p>Grammar of “去”</p> <p>Golden Rule of Chinese words orde</p>	<p>Each student will be able to-</p> <p>Student is able to recognize the sign board in the public place</p> <p>Student is able to write the new word in Character and Pinyin</p> <p>Student is able to make sentences according to sentence pattern</p>	<p>Map design</p>	<p>Worksheet</p>

SEPTEMBER


Subject	Topics Covered	Learning Outcome	Activities	Assessments
<p>English</p>	<p>Grammar and Vocabulary</p> <p>Tenses(present & past perfect tenses)</p> <p>Use of For/ Since</p> <p>Reordering Phrases to form Sentences</p> <p>Writing Skill- Newspaper Report</p>	<p>Each student will be able to</p> <p>-change the given verb to different tenses.</p> <p>-state the usage of perfect tenses.</p> <p>-differentiate between the usage of present perfect and past perfect tenses.</p> <p>-reorder phrases to make meaningful and grammatically correct sentences.</p> <p>-use for/since correctly in the given situations.</p> <p>-write appropriate newspaper reports within the given word limit.</p>	<p>Tenses Chart</p>  <p>Design an Article</p> 	<p>Worksheets and handouts</p> <p>Google Forms</p> <p>Live Worksheets</p> <p>Google Docs</p> <p>Speaking Skill Assessment- speak confidently on a given topic of his/her choice and answer probing questions</p>
<p>Hindi</p>	<p>मधुप</p> <p>पाठ-६ पहले अपना अध्ययन करो (कविता)</p>	<p>प्रत्येक छात्र</p> <p>आत्ममंथन करने की बुद्धि का विकास हो पाएगा।</p> <p>४-५ नवीन शब्दों की पहचान अर्थ सहित</p>	<p>रचनात्मक कार्य</p> <p>फूल पत्तों से रंगोली का निर्माण</p> <p>कला समावेशन</p>	<p>गूगल आलेख व प्रपत्र द्वारा मूल्यांकन</p> <p>मौखिक चर्चा द्वारा।</p>

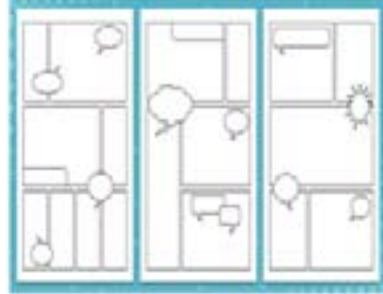

	<p>पाठ-नाम की इच्छा</p> <p>पाठ-रंगोली</p> <p>व्याकरण</p> <p>तत्सम तदभव</p> <p>चित्र वर्णन</p> <p>बाल महाभारत</p> <p>भीम और हनुमान</p> <p>द्वेष करनेवाले का जी नहीं भरता ,मायावी सरोवर ,यक्ष प्रश्न</p>	<p>कर सकेगा।</p> <p>स्वरचित कविता लेखन कम से कम १०-१२ पंक्तियों में कर सकेगा।</p> <p>कहानी के मूल भाव को समझ कर एक नवीन कहानी का लेखन ८०-१०० शब्दों में कर सकेगा।</p> <p>पाठ का पठन उचित उच्चारण के साथ कर सकेगा।</p> <p>चित्र देखकर काल्पनिक वर्णन ८०-१०० शब्दों में कर सकेगा।</p> <p>महाभारत के ७-८ पात्रों के नाम की सूची बना सकेगा।</p>		<p>व्याख्यात्मक अभ्यास पत्र के माध्यम से।</p> <p>लिखित प्रश्नों के माध्यम से।</p> <p>मौखिक तथा लिखित कार्य की चर्चा व जाँच द्वारा।</p> <p>अभ्यास कार्यपत्र की चर्चा व निरीक्षण द्वारा</p> <p>व्याख्यात्मक लेखन व वाचन द्वारा</p> <p>Quizz.com के खेल द्वारा</p>
<p>Math</p>	<p>Practical Geometry</p> <p>Constructions</p> <p>Perpendiculars and parallel lines</p> <p>Triangles (SAS, SSS, ASA, RHS)</p> <p>REVISION FOR HALF YEARLY EXAM</p>	<p>Each student will be able to-</p> <p>Use geometrical tools skillfully</p> <p>Recall the properties of triangles</p> <p>Construct neat diagrams accurately</p> <p>Revision of half yearly syllabus using different methodologies</p>	<p>Experiential Learning:</p> <p>Construction of parallel lines, perpendiculars and triangles using ruler and compass</p> <p>ACTIVITY : Case Study</p> <p>Why is it not possible to construct a triangle with AAA criterion</p>	<p>Google forms</p> <p>Quizzing</p> <p>Flash Cards</p> <p>Graphic Organisers</p> <p>‘Just A Minute’</p> <p>Prepare to teach</p> <p>Past Questions</p>

<p>Science</p>	<p>Motion and time (contd..)</p> <p>Speedometer</p> <p>Odometer</p> <p>Calculation of speed</p> <p>Revision for half yearly exam</p>	<p>Each student will be able to:</p> <p>Define speedometer and odometer.</p> <p>- Calculate the speed of an object from the distance moved in a given time.</p> <p>- Convert the speed from Km/hr to m/s and vice versa.</p>	<p>Experiential Learning:</p> <p>CHECK OUT YOUR CAR/BIKE</p> <p>*Search for this instrument on your vehicle's dashboard.</p> 	<p>Graph based assessment</p> <p>Entry and Exit tickets</p> <p>Activity sheets based on conversions</p> <p>Google doc assessment</p>
<p>Social Science</p>	<p>- Media and Democracy</p> <p>Meaning of the term Media</p> <p>Important Functions of the Media</p> <p>Media Ethics & Accountability</p> <p>The Govt and Information-RTI 2005</p> <p>Revision for half yearly exam</p>	<p>Each student will be able to:</p> <p>-Distinguish between print and electronic media.</p> <p>- List the important functions of the Media</p> <p>- List the ethics that the media /publisher adheres to while printing any information.</p> <p>- Write down the main provisions of RTI</p>	<p>Art Integration:</p> <p>- Video Making: Create your own explanatory video of minimum two minutes on the topic 'Media Ethics: Preserving Dignity'</p>  <p>- Create a 3D/ digital webchart explaining the functions of media.</p>	<p>Video making activity</p> <p>Assignment</p> <p>Worksheet</p> <p>Class Discussion</p> <p>Making of 3D/ digital webchart</p>



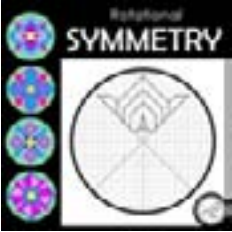
<p>Sanskrit</p>	<p>स्वरसन्धि – दीर्घ, गुण (1)</p> <p>पीयूष-बिन्दवः (श्लोकाः) (३)</p> <p>श्लोकान्तर्गत शिक्षा – परिश्रम-दान-विद्या-सुख-धन विषयक प्रसंग</p> <p>व्याकरणम् – धातुरूप- गम्, पा(पिब) दृश्(पश्य), दा(यच्छ)- ४ लकार.</p> <p>शब्दरूप- नदी, कवि</p>	<p>प्रत्येक छात्र गुण संधि के विषय में बता सकेगा। शब्दों में संधि विच्छेद कर सकेगा। विषय पर आधारित कम से कम ५-६ प्रश्नों के उत्तर लिख सकेगा। श्लोकों पर नृत्य कला का प्रदर्शन कर सकेगा। व्याकरण के अन्तर्गत धातुओं के रूप लट्, लृट्, लङ्ग व लोट् लकार में लिख सकेगा श्लोकों का उच्चारण अन्वय तथा सरलार्थ कर सकेगा।</p>	<p>अनुभवात्मक कला समन्वित कार्ये-</p> <p>श्लोक व भारतीय शास्त्रीय नृत्य कला – कथक, भरतनाट्यम् अथवा कुचिपुड़ी अधिगम।</p>  <p>श्लोकाधारित हिन्दी पंक्तियों का संस्कृत अनुवाद करना। यथा- परिश्रम से ही कार्य सफल होते हैं। इत्यादि किसी एक रुचि परक श्लोक को लिखकर पुस्तक चिन्ह की रचना करना।</p>	<p>विषय से संबंधित मौखिक- लिखित प्रश्नोत्तर , अभ्यास कार्य तथा भाषा संवर्धन गतिविधियों, गूगलालेख तथा गूगल प्रपत्र के माध्यम से मूल्यांकन किया जाएगा।</p>
<p>French</p>	<p>Les Chambres, les salles de bains</p> <p>Revision for the Mid-Term Exam</p>	<p>Each student will be able to-</p> <p>Describe their bedroom and the furniture in it.</p> <p>Revise thoroughly for the exam and clear all doubts.</p>	<p>Experiential Learning:</p> <p>Students will make their own bed at home for one week.</p> <p>They will click a photo while doing the activity.</p>	<p>Mid-Term Exams</p>



			Bilan - A comprehensive revision worksheet with all grammar topics.	
Mandarin	<p>听力练习/阅读训练</p> <p>Useful Chinese Phrases and the key words</p> <p>For listening and speaking skill</p> <p>Revision for the Midterm Exam</p>	<p>Each student will be able to-</p> <p>Understand the video and key words</p> <p>Revise all the syllabus for the exam</p>	Detective game	Mid-Term Exams
OCTOBER				
Subject	Topics Covered	Learning Outcome	Activities	Assessments
English	<p>Sir Lawley's Ghost (4)</p> <p>-Theme</p> <p>-Sounds</p> <p>-Events</p>	<p>Each student will be able to</p> <p>-read the allotted portion loudly and clearly.</p> <p>-mark new terminology and find meanings of the same.</p>	<p>Experiential Learning-MI :</p> <p>Ghost Caricatures and discussion on superstitions.</p> <p>Learning by Doing-</p> <p>(Clippings of horror movies of</p>	<p>Summarize the lesson in their own words.(Verbal)</p> <p>Pronunciation Practice- New terminology pronunciation test.</p>



	<p>-Sights</p> <p>Grammar-</p> <p>Reported Speech (3)</p> <p>-what is reported speech?</p> <p>-difference between direct and indirect speech</p> <p>Rules</p> <p>Writing Skill-</p> <p>Informal Letter- (2)</p> <p>format</p> <p>-content</p> <p>-style</p> <p>Advertisement</p> <p>-Content.</p> <p>-Style</p> <p>Essay 2- Descriptive/ Argumentative (2)</p>	<p>- construct sentences with new terminology.</p> <p>-sequence the given events correctly.</p> <p>- Identify the words associated with fear</p> <p>-spell /pronounce all new words correctly.</p> <p>-answer questions after reading the extract.</p> <p>- convert direct sentences into indirect speech.</p> <p>-apply the reported speech rules correctly.</p> <p>-write an informal letter correctly using the correct format.</p> <p>-design an advertisement using all the elements of an advertisement.</p> <p>--listen to the extract being read and complete the given exercises</p> <p>-write a descriptive essay within the specified word limit.</p>	<p>their choice)</p> <p>The class is divided into groups, each group is allotted a particular part of the movie to watch and summarise;</p> <p>Each group will present a brief summary in the class.</p> <p>Word Wall- (Pinterest)</p> <p>Collect all the words associated with the theme of this unit. (Ghosts and Fear)</p> <p>Research Based-</p> <p>‘Daddy Long Legs’ find out how an entire novel was written in letters.</p> 	<p>Activity Sheets for vocabulary building</p> <p>Spelling Test on Padlet</p> <p>Worksheets and handouts</p> <p>Google Forms</p> <p>Google Docs</p> <p>Speaking Skill Assessment</p> <p>Live Worksheets</p>
--	--	--	---	---


			<p>Art Integration:</p> <p>Create a short graphic novel/booklet of the story 'Sir Lawley's Ghost'.</p> 	
Hindi	<p>मधुप</p> <p>पाठ- बापू के पत्र मीराबेन के नाम</p> <p>नवीन शब्दावली</p> <p>वाक्य रचना</p> <p>प्रश्न उत्तर</p> <p>व्याकरण</p> <p>मुहावरे</p> <p>लेखन</p>	<p>प्रत्येक छात्र</p> <p>कम से कम ३-४ नवीन शब्दों की पहचान कर पाएगा।</p> <p>महाभारत के ४-५ पात्रों की पहचान उनके नाम व उनके संवाद सहित कर पाएगा।</p> <p>नैतिक मूल्यों की पहचान कर पाएगा।</p> <p>परिस्थिति अनुरूप २-३ प्रश्नों का निर्माण कर सकेगा।</p> <p>४-५ शब्दों से वाक्य रचना कर सकेगा।</p>	<p>मेरा थैला गतिविधि-</p> <p>सूती या खादी के बने कपड़े के थैले पर मधुबनी या वारली चित्रकला।</p> 	<p>गूगल आलेख व प्रपत्र द्वारा मूल्यांकन</p> <p>मौखिक चर्चा द्वारा।</p> <p>व्याख्यात्मक अभ्यास पत्र के माध्यम से।</p> <p>लिखित प्रश्नों के माध्यम से।</p> <p>मौखिक तथा लिखित कार्य की चर्चा व जाँच द्वारा।</p> <p>अभ्यास कार्यपत्र की चर्चा व निरीक्षण द्वारा</p>


	<p>अनुच्छेद औपचारिक पत्र अपठित गद्यांश</p> <p>बाल महाभारत द्वेष करने वाले का जी नहीं भरता मायावी सरोवर यक्ष प्रश्न अज्ञातवास प्रतिज्ञा- पूर्ति विराट का भ्रम मंत्रणा राजदूत संजय</p>			<p>व्याख्यात्मक लेखन व वाचन द्वारा</p>
Math	<p>Congruence Of Triangles</p> <p>Idea of congruence</p> <p>Congruence of plane figures ,</p>	<p>Each student will be able to-</p> <p>Explain congruence</p> <ul style="list-style-type: none"> State the condition for the two 	<p>Art Integration:</p> <p>Warli Art Depiction using congruent triangles</p> <p>https://www.youtube.com/watch</p>	<p>M.C.Q - Google Forms</p>

	<p>line segments , angles</p> <p>Corresponding elements of congruent triangles</p> <p>Criteria for congruence of triangles (SSS, SAS , ASA, RHS conditions)</p> <p>Rational Numbers</p> <p>Introduction to rational</p>	<p>plane figures to be congruent</p> <p>State the conditions of congruency</p> <p>Justify why AAA is not a congruence condition</p> <p>write the symbol of congruence</p> <p>Draw suitable figures to demonstrate each congruence condition</p> <p>Write the statement of congruence in symbolic form</p> <p>recognize when, and explain why, two triangles are congruent,</p> <p>use the properties of congruent triangles to solve problems.</p> <p>Identifies the required elements of a given data</p> <p>Gives logical reasoning</p> <p>Draws appropriate conclusions</p> <p>Develops meaning of rational numbers</p> <p>Represent rational numbers on a number line</p>	<p>?v=Df5zStCmyUE</p>   <p>PROJECT ON Symmetry</p> <p>Centre of rotation, Angle of rotation and Order of rotation of some figures.</p> <p>Integration with ART:</p> <p>Creating Rotational Art designs</p> <p>https://www.youtube.com/watch?v=DrOjtPK4zGE</p> 	<p>Google Docs</p> <p>Entry & Exit Tickets</p> <p>Worksheets</p> <ol style="list-style-type: none"> Objective type Assignment sheet <p>Online Math Games</p> <p>TESTS ONLINE</p> <p>QUIZ ONLINE</p> <p>LIVE WORKSHEETS</p>
--	--	---	--	--

	<p>numbers</p> <p>Operations of rational numbers</p> <p>Addition , subtraction, multiplication and division of rational numbers</p> <p>Symmetry</p> <p>(PROJECT BASED LESSON)</p>	<p>Compare and order rational numbers</p> <p>Add, subtract, Multiply and divide rational numbers</p> <p>Use properties of the operations of rational numbers</p>	<p>Experiential Learning:</p> <p>https://www.youtube.com/watch?v=n9U0sDHRsf8</p> <p>CONGRUENT TRIANGLES –</p> <p>Simple paper folding proof.</p> 	
Science	<p>Electrical current and its effects</p> <p>Element</p> <p>Components of an electric circuit</p> <p>Effects of electric current</p> <p>Electric fuse</p> <p>Working of electromagnets</p> <p>Working of an electric bell</p>	<p>Each student will be able to:</p> <ul style="list-style-type: none"> -Define an element -Describe an electric circuit -List the factors on which the amount of heat produced in a wire depends. -Name three appliances that use the heating effect of the electric current -Explain the utility of electric fuse -Describe the deflection of compass needle every time the current is passed 	<p>Art Integration:</p> <p>(visual arts)</p>  <p>To make a mini sculpture using waste electrical wires and other electronic parts available in the house.</p>	<p>Google doc assignment</p> <p>Google form</p> <p>Exit ticket</p> <p>KWL Chart</p>

	<p>Reproduction in plants</p> <ul style="list-style-type: none"> -Modes of reproduction -Asexual reproduction in 	<p>through a wire</p> <ul style="list-style-type: none"> -Name the scientist who discovered the magnetic effect of current. -Define an electromagnet and list its applications -Explain the construction and working of an electric bell -Draw an electric fuse and explain briefly how it works -Name 2 factors on which the strength of an electromagnet depends. <p>Each child will be able to:</p> <ul style="list-style-type: none"> -Define reproduction -Distinguish between sexual and asexual reproduction 	<p>Experiential Learning:</p> <p>To make a simple electric circuit.</p>  <p>Draw an electric circuit using a conductor and an insulator respectively. How does their presence affect the bulb?</p> <p>SOCIAL AWARENESS activity</p> <p>Create an awareness poster for your neighbourhood enlisting electricity saving methods</p>  <p>Think, Act, Save.</p> <p>E- ARTICLE ACTIVITY: (Life skill)</p> <p>ACTIVITY</p>	<p>Graphic Organizer</p> <p>Google form</p>
--	---	---	--	---



	plants	-Define vegetative propagation	<p>Make your own pizza this weekend !(fun with fungus)</p>  <p>veg pizza</p>	<p>Class participation</p> <p>Class test</p> <p>MCQ</p> <p>Class participation</p>
Social Science	<p>Life in Deserts</p> <p>1) Introduction of a Desert- hot and Cold</p> <p>2) The Sahara Desert- as a hot desert</p> <p>3) The Ladakh - as a Cold Desert</p> <p>- Subject Enrichment Activity</p>	<p>Each Student will be able to :-</p> <p>- Name a hot desert and a cold desert and locate them on world map</p> <p>- Explain the differences and similarities in hot and cold deserts.</p> <p>-Compare the life of people in Sahara and Ladakh</p>	<p>- Create a graphic organizers explaining the details about the below-mentioned deserts:</p> <p>a. Sahara b. Ladakh</p> <p>- Students will be asked to: Name some hot and cold deserts of the world and locate them on the map</p>	<p>Class test</p> <p>Class Participation</p> <p>Art Integration:: activities</p> <p>Worksheet</p> <p>Assignment work</p> <p>Map work</p>


<p>Sanskrit</p>	<p>चित्राधारित संस्कृतानुवाद उपपदविभक्ति अभ्यास व गतिविधि</p> <p>प्राप्त उपपदाधारित जैमबोर्ड रचना</p>	<p>प्रत्येक छात्र - चित्र आधारित हिन्दी वाक्यों की संस्कृत कर पाएगा।</p> <p>उपपद विभक्ति युक्त कम से कम ७-८ वाक्यों के लेखन में सक्षम होगा।</p> <p>भाषा संवर्धन गतिविधि- जैमबोर्ड क्रियाकलाप- उपपद विभक्ति द्वारा वाक्य वाचन कर सकेगा।</p>	<p>चित्राधारित हिन्दी वाक्य निर्माण करना।</p> <p>वाचनमूल्यांकन परीक्षणम्</p> <p>उपपदविभक्ते: प्रयोगाय वाक्य वाचनम्</p> <p>मूल्यांकन बिन्दु -</p> <ol style="list-style-type: none"> 1. उच्चारण २ अंक 2. विषयवस्तु २ अंक 3. शुद्धता १ अंक <p>कुल 5 अंक</p> 	<p>विषय से संबंधित मौखिक- लिखित प्रश्नोत्तर , अभ्यास कार्य तथा भाषा संवर्धन गतिविधियों, गूगलालेख तथा गूगल प्रपत्र के माध्यम से मूल्यांकन किया जाएगा।</p>
<p>French</p>	<p>Les Repas</p> <p>Les Articles Partitifs.</p>	<p>Each student will be able to-</p> <p>Name the various meals eaten in France and the food items eaten for each meal.</p> <p>Use Articles partitifs before different food items.</p>	<p>Health :</p> <p>The importance of eating proper meals at the right time.</p> <p>Art: Draw the food items eaten for breakfast and dinner in</p>	<p>Assessment- Based Activities</p> <p>Question Bank</p> <p>Worksheet - Grammaire</p>

		Use the correct form of partitive articles in negative sentences.	France.	
Mandarin	<p>现在几点</p> <p>New words related to time</p> <p>The grammar of “几”</p> <p>New words</p> <p>Sentence pattern</p> <p>Make daily timetable in Chinese Character</p> <p>Chinese idioms about time</p>	<p>Each student will be able to-</p> <p>Student is able to ask about the time and also answer</p> <p>Student is able to use the of “几”</p> <p>Student is able to make daily timetable in Chinese Character</p> <p>Student is able to know the new words and grammar in the story</p>	Word search	Google form



NOVEMBER



Subject	Topics Covered	Learning Outcome	Activities	Assessments
English	<p>The Little Green Orchard (Poem)</p> <p>Mood of the poem</p>	<p>Each student will be able to-</p> <p>-read the chapter silently and summarize.</p> <p>-will be able to differentiate between</p>	<p>Art Integration:</p> <p>Create an advertisement for their favourite product. Use sentences with adjectives and strong verbs. Illustrate with</p>	<p>Google Forms</p> <p>Google Docs.</p>


	<p>-rhyme scheme</p> <p>-repetition</p> <p>-alliteration</p> <p>The Ghost of Christmas Yet to Come</p> <p>Life Skill Act 2</p> <p>Grammar</p> <p>Adverbs-</p> <p>What are adverbs?</p> <p>-Usage</p> <p>Writing Skill</p> <p>Bio Sketch</p> <p>writing</p> <p>-style</p> <p>-word limit</p>	<p>natural and supernatural elements.</p> <p>-frame questions -Spell at least six new words correctly.</p> <p>- identify the rhyming scheme and poetic devices used in the poem.</p> <p>- compare the moths to ghosties.</p> <p>- Identify adverbs in a given text.</p> <p>-Identify adverbs of time, place, manner and frequency</p> <p>-Make sentences using the given Adverbs.</p> <p>-Write a bio sketch using the given outline.</p>	<p>visuals and then enact the advertisement in groups.</p>  <p>Team game- Crossword for prefixes and suffixes.- create with a partner.</p> <p>Learning by Doing- Paste pictures of Halloween as celebrated in different countries. What do you find most interesting in them? Design your own Halloween costume.</p> 	<p>Worksheets</p> <p>Quizz</p> <p>Exit tickets</p>
--	--	---	---	--



			<p>Art Integration:</p> <p>Make a fact file on Walter de la Mare. Illustrate one scene from the poem 'The Little Green Orchard'.</p> <p>Newspaper Activity-</p> <p>Identify the use of adverbs in a given newspaper article.</p>	
Hindi	<p>मधुप</p> <p>जीवन सत्य (दोहे)</p> <p>पाठ-तुम्हीं मिटाओ मेरी उलझन (कविता)</p> <p>व्याकरण</p> <p>उपसर्ग -प्रत्यय</p> <p>संधि (स्वर)</p> <p>विज्ञापन निर्माण</p> <p>वाक्य शुद्धि</p> <p>लेखन</p> <p>अनुच्छेद</p>	<p>प्रत्येक छात्र</p> <p>नवीन शब्दावली व वाक्य रचना का निर्माण कर सकेगा।</p> <p>दोहो के सार को समझ कर उसके उदाहरण लिखित रूप से लिख सकेगा।</p> <p>महाभारत के पात्रों की पहचान करके उनके ४-५ संवादों को याद कर पाएगा।</p> <p>नैतिक मूल्यों की पहचान कर पाएगा।</p> <p>परिस्थिति अनुरूप २-३ प्रश्नों का निर्माण कर सकेगा।</p>	<p>कला समावेशन</p> <p>दोहों को मधुबनी चित्रकला व डूडीलिंग के द्वारा प्रस्तुत करवाया जाएगा।</p>  <p>रैप गाकर दोहों को प्रस्तुत करना।</p>	<p>गूगल आलेख व प्रपत्र द्वारा मूल्यांकन</p> <p>मौखिक चर्चा द्वारा।</p> <p>व्याख्यात्मक अभ्यास पत्र के माध्यम से।</p> <p>लिखित प्रश्नों के माध्यम से।</p> <p>मौखिक तथा लिखित कार्य की चर्चा व जाँच द्वारा।</p> <p>अभ्यास कार्यपत्र की चर्चा व निरीक्षण द्वारा</p> <p>व्याख्यात्मक लेखन व वाचन द्वारा</p>



	<p>बाल महाभारत शांति दूत कृष्ण पांडवों और कौरवों के सेनापति एक से नौ दिन भीष्म शर शय्या पर बारहवां दिन</p>			
Math	<p>Comparing Quantities</p> <p>Ratio and proportion</p> <p>Finding ratio of 2 given quantities in the same unit</p> <p>Finding ratio of 2 given quantities in two different units.</p> <p>Finding each part of a ratio</p> <p>Convert ratio into %</p> <p>Unitary method</p> <p>Percentage and its</p>	<p>Each student will be able to-</p> <p>Understand and use ratio proportion in various situation</p> <p>Find ratio between two given quantities</p> <p>Relates to the idea that ratio means comparison</p> <p>Arrange ratio in increasing and decreasing order</p> <p>Converts the two quantities to the same unit for finding ratio</p> <p>Understands that the ratio is for similar</p>	<p>Experiential Learning:</p> <p>Role Play</p> <p>Set up a model of a shopping centre</p> <p>Calculate loss and profit</p> <p>Art Integration:</p> <p>Creating Newspaper advertisement Pamphlets on sale</p>	<p>M.C.Q - Google Forms</p> <p>Google Docs</p> <p>Entry & Exit Tickets</p> <p>Worksheets</p> <p>1. Objective type</p> <p>2. Assignment sheet</p> <p>Online Math Games</p> <p>TESTS ONLINE</p> <p>QUIZ ONLINE</p>

	<p>applications</p> <p>Profit and loss</p> <p>Simple Interest</p>	<p>quantities.</p> <p>Explains unitary method</p> <p>Applies unitary method</p> <p>Solves problems from day to day</p> <p>Draw logical conclusions and make generalizations.</p> <p>States that % means a fraction with denominator as 100</p> <p>Explain that 5 is a form of comparison</p> <p>Determine the approach, materials, and strategies to be used in solving problems.</p> <p>Justify answers and solution process</p> <p>Cite a few examples of profit and loss</p> <p>State that profit and loss is always on the C.P</p> <p>Formulate suitable strategy for calculating the unknown quantity</p> <p>State the formula for calculating simple interest and applying it to solve questions</p>	 <p>FABULOUS FIBONACCI (23rd Nov – Fibonacci Day)</p> 	<p>LIVE WORKSHEETS</p>
--	---	--	--	------------------------

<p>Science</p>	<p>Reproduction in plants (contd...)</p> <ul style="list-style-type: none"> -Sexual reproduction in plants -self and cross pollination. -Fertilization of male and female cells and formation of seed. -Seed dispersal <p>Heat</p> <ul style="list-style-type: none"> Temperature scales Thermometers Transfer of heat Conduction Convection Radiation. 	<p>Each student will be able to:</p> <ul style="list-style-type: none"> -List the advantages and disadvantages of vegetative propagation -Explain the meaning of sexual reproduction -Sketch the reproductive parts of a flower -Distinguish between unisexual and bisexual flowers and give examples of each -Define zygote and pollination -Discuss the various agents of pollination -Differentiate between self pollination and cross pollination <p>Each student will be able to:</p> <ul style="list-style-type: none"> Give two examples of conductors and insulators State the similarities and differences between the lab and the clinical thermometer Define heat and temperature Give reason why mercury should be 	<p>PETAL TALK Prepare a handbook of any 5 flowers having medicinal properties</p>  <p>CASE STUDY - On pollinators and the types of flowers</p>  <p>Experiential Learning:</p> <p>Confusing Senses!!-</p> <p>hot or cold?</p> <p>Find out the reason for this weird feeling !!)</p>	<p>Jam board slip assessment</p> <p>Diagram based</p> <p>Google doc assignment</p> <p>Objective type</p> <p>GRAPHIC ORGANIZER</p> <p>Class test</p> <p>Google form</p> <p>Venn Diagram: Lab and Clinical Thermometer</p> <p>Flash cards (Conductors and insulators)</p> <p>Class participation</p> <p>Class test</p>
-----------------------	---	---	--	---

		<p>used as a thermometric liquid</p> <p>List the precautions to be observed while reading a mercury thermometer</p> <p>Differentiate between conductors and insulators</p> <p>Define conduction and convection</p> <p>Explain the formation of land breeze and sea breeze</p> <p>Explain the modes of heat transfer in solids,liquids and gas</p> <p>State the application of conduction, convection and radiation</p> <p>State what kind of clothes help us to keep warm</p> <p>Define radiation</p> <p>Name the common scales in which temperature is usually measured.</p> <p>To carry out conversion of one temp scale to another</p>	<p>Art Integration:</p> <p>THERMAL ART activity</p> 	
<p>Social Science</p>	<p>- Towns, Traders and Craftsmen</p>	<p>Each student will be able to :</p> <p>- Name the administrative centers</p>	<p>- Kalamkari art: Draw and paint any Kalamkari art design on a</p>	<p>Kalamkari design painting</p>


	<p>Administrative Centres</p> <p>Temple Towns and Pilgrimage Centers</p> <p>Commercial Centres</p> <p>-Centres of trade</p> <p>-Centre of craft</p> <p>-Port towns</p> <p>A Closer look at some Medieval Towns-Hampi, Masulipatam, Surat</p> <hr/> <p>State Government: The Executive</p> <p>1) Composition: Governor, Chief Minister Council of Ministers</p> <p>2) Governor-term, appointment and powers</p> <p>3)) Chief Minister-term, appointment and powers</p>	<p>concerned with trade.</p> <p>- Explain the rise of temple towns in medieval India</p> <p>- Mention three types of commercial towns that developed in medieval India</p> <p>- Name the popular trading communities of medieval India.</p> <p>- Explain the commercial activities carried out from Hampi, Masulipatam and Surat</p> <p>- Enlist the cause of decline of these towns.</p> <hr/> <p>Each student will be able to:</p> <p>- State the appointment, powers and terms of the Governor.</p> <p>- State the appointment, powers and terms of the Chief Minister.</p> <p>- Explain how the state government is formed.</p> <p>- Administration of Union territories.</p>	<p>handkerchief.</p>  <p>- Map Work: - Important towns of medieval India.</p> <hr/> <p>- Class Discussion: Role of IAS Officers in State Executive.</p>  <p>- Research work on : Civil Service Exam in India</p> <p>-Collect information on the Chief Minister of any one state under the subheads- Name,</p>	<p>Map work</p> <p>Class Participation</p> <p>Worksheet</p> <p>Assignment work</p> <hr/> <p>Class Discussion</p> <p>Research work</p> <p>Assignment work</p> <p>Art Integration:: activities</p>
--	---	--	--	--


	<p>4) Process of formation of state govt.</p> <p>5) Administration of Union Territories</p>		<p>Political Party, Known for, State and write it in your Social Science notebook.</p>	<p>Worksheet</p>
<p>Sanskrit</p>	<p>ऋतुराजः वसन्तः (उपसर्गाः) (२)</p> <p>व्याकरणम् -</p> <p>धातुरूप- क्रुध्, नृत् (४ लकार) (१)</p> <p>रचनात्मक-कार्य - पत्र-पूर्तिः, चित्रवर्णनम्</p>	<p>प्रत्येक छात्र -</p> <p>उपसर्ग विषयक मुख्य बिन्दुओं में से कम से कम ३-४ का लेखन व वाचन कर सकेगा।</p> <p>कथा विषय पर आधारित प्रश्नों के उत्तर लिख सकेगा।</p> <p>संस्कृत उपसर्गों का प्रयोग कम से कम ३-४ वाक्यों में कर सकेगा।</p> <p>संस्कृत धातुरूप का प्रयोग कम से कम 3-4 वाक्यों में कर सकेगा।</p> <p>पत्र में सही शब्द की यथोचित स्थान पर पूर्ति कर सकेगा।</p> <p>चित्राधारित हिन्दी वाक्य रचना तथा उन वाक्यों का संस्कृत अनुवाद कर सकेगा।</p>	<p>कलासमन्वय -</p> <p>उपसर्गों का प्रयोग करते हुए ८-१० पंक्तियों की कविता रचना।</p> <p>अन्वेषणाधारित-भाषा संवर्धन शब्दकोश गतिविधि-</p> <p>जीवनोपयोगी वस्तुओं अथवा दिनचर्या में प्रयुक्त उपसर्ग युक्त शब्दों की सूची यथा -</p> <p> उपनेत्रम्</p> <p> अनुस्वार इत्यादि।</p>	<p>विषय से संबंधित मौखिक- लिखित प्रश्नोत्तर , अभ्यास कार्य तथा भाषा संवर्धन गतिविधियों, गूगललेख तथा गूगल प्रपत्र के माध्यम से मूल्यांकन किया जाएगा।</p>
<p>French</p>	<p>Une grande nouvelle</p> <p>Vocabulaire</p> <p>Le futur proche.</p>	<p>Each student will be able to-</p> <p>Use the vocabulary on modes of transport and travel to make sentences.</p>	<p>Stick pictures of at least 5 modes of transport.</p>	<p>Assessment-Based Activities :</p> <p>Worksheet – Le futur</p>

	Le Futur simple. Les prépositions de lieu.	Conjugate verbs in future tense. Use the correct preposition before cities and countries.	Dictation (Listening Skill)	Question Bank
Mandarin	中国的传统节日 Chinese festival and special food- Chinese Legend of Mid-Autumn Moon Festival The Chinese myth of the immortal white snake - Shunan Teng	Each student will be able to- ask about the time and also answer use the of “几” make daily timetable in Chinese Character	Make timetable in Chinese	Listening Skill Practice- A story to be read out, followed by exercise completion by the students. Activity Sheets for vocabulary building



DECEMBER



Subject	Topics Covered	Learning Outcome	Activities	Assessments
English	BUILDING BRIDGES Apologize! On Being Sarah	Each student will be able to- -read the lesson silently and summarize -construct sentences with new terminology -frame questions from the chapter	Discussion: To set the theme, problems faced by the physically challenged (in public places and otherwise) Listening to audio recording completing the relevant activity	Worksheets and handouts Google Forms Google Docs Speaking Skill Assessment


	<p>Grammar-</p> <p>Nouns</p> <p>Reported speech revise</p> <p>Punctuation</p> <p>Editing</p> <p>Reordering Phrases to form sentences</p> <p>Writing Skill-</p> <p>Notice writing</p> <p>-format</p> <p>-style</p> <p>-word limit</p> <p>Listening Skill Activity</p>	<p>-spell at least six new words correctly</p> <p>-Answer questions after reading the text.</p> <p>- Identify the most sensitive part and reframe in their words</p> <p>-understand the importance of asking questions</p> <p>- state the importance of using resources wisely</p> <p>- compare Sarah and her mother.</p> <p>-punctuate the given paragraph correctly.</p> <p>-frame a notice for the given situation.</p> <p>-write the given notice following the specified format.</p> <p>-listen to information being read and then complete the given task.</p>	<p>in the book.</p> <p>Experiential Learning-</p> <p>Blindfold, mute, tie one hand/leg followed by very basic jobs like pulling out a notebook from the bag/ keep pace with the others etc.Share experience and be sensitive to different abled people.</p> <p>List 4 ways that differently abled people have come to terms with their handicap.</p> <p>Art Integration:-</p> <p>Taking clues from the existing symbols used by Sarah, design five new Blissymbols for her that would help her communicate.</p>  <p>List qualities needed to overcome physical handicap</p>	<p>Graphic Organizers</p>
--	--	---	--	---------------------------



			<p>Research Based-</p> <p>Find out about cerebral palsy and make a factfile. What are the other common problems affecting brain development, e.g. Downs Syndrome etc.</p> <p>Research Based-</p> <p>Find out the different kinds of experimental schools in the world.</p>	
Hindi	<p>मधुप</p> <p>पाठ-आप भले भले तो जग भला</p> <p>पाठ- सिनेमा का स्वप्नलोक</p> <p>नवीन शब्दावली</p> <p>वाक्य रचना</p> <p>प्रश्न उत्तर</p> <p>व्याकरण</p> <p>विराम चिन्ह (अल्प, अर्धविराम, विस्मयबोधक, उद्धरण</p>	<p>प्रत्येक छात्र</p> <p>४-५ शब्दों के अर्थ की पहचान कर सकेगा।</p> <p>पाठ से संबंधित नवीन शब्दावली का निर्माण कर सकेगा।।</p> <p>पाठ का शुद्ध उच्चारण के साथ पठन कर सकेगा।</p> <p>भिन्न भिन्न प्रकार के प्रश्नों का निर्माण कर सकेगा।</p> <p>३-४ प्रश्नों के सटीक उत्तर दे सकेगा।</p> <p>४-५ शब्दों से वाक्य रचना कर सकेगा।</p>	<p>कॉमिक स्ट्रिप द्वारा अपनी प्रिय फिल्म के कुछ पात्र व उनके वाद का लेखन</p> 	<p>गूगल आलेख व प्रपत्र द्वारा मूल्यांकन</p> <p>मौखिक चर्चा द्वारा।</p> <p>व्याख्यात्मक अभ्यास पत्र के माध्यम से।</p> <p>लिखित प्रश्नों के माध्यम से।</p> <p>मौखिक तथा लिखित कार्य की चर्चा व जाँच द्वारा।</p>

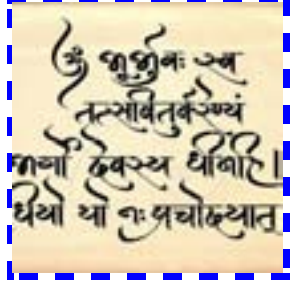
	चिन्ह, लाघव चिन्ह) लेखन अपठित बाल महाभारत अभिमन्यु युधिष्ठिर की चिंता और कामना			अभ्यास कार्यपत्र की चर्चा व निरीक्षण द्वारा व्याख्यात्मक लेखन व वाचन द्वारा
Math	Algebraic Expressions Formation of expression Terms of expressions Factors of a term, coefficients, like and unlike terms Classification of expressions Add and sub of algebraic expressions Evaluation of algebraic	Each student will be able to- Identify constant terms, coefficients and variables in polynomial expressions Lists the factors , terms of the given expression Identifies the given expressions as like or unlike terms Identifies like terms from a given set of expressions Classifies the given expression as	Experiential Learning: – AREA PARALLELOGRAM & TRIANGLE https://www.studyadda.com/question-bank/7th-class/mathematics/perimeter-and-area/perimeter-and-area/2364	M.C.Q - Google Forms Google Docs Entry & Exit Tickets Worksheets 1. Objective type 2. Assignment sheet

	<p>expressions</p> <p>Application of algebraic expressions</p> <p>Rules and formulae patterns</p> <p>Perimeter And Area (part)</p> <p>Area of squares and rectangles</p> <p>Area of a parallelogram</p> <p>Area of a triangle</p> <p>Circumference of a circle</p> <p>Area of a circle</p> <p>Conversion of units</p> <p>Application to areas of rectangular paths and crossroads.</p> <p>Visualising Solid Shapes (PROJECT BASED LESSON)</p>	<p>monomial ,binomial, trinomial</p> <p>Add/subtract two or more given algebraic expressions</p> <p>Explain the procedure for finding the value of the expression</p> <p>Emphasis that the products will be calculated first</p> <p>Evaluate the value of the given expression for the given values of the variable</p> <p>Observes the pattern</p> <p>Formulates general rules for the given pattern</p> <p>Recalls the formulae for areas of some plane figures - square and rectangles</p> <p>Deduce formulas for area of parallelogram, triangle</p> <p>Solve application based questions on the above concepts</p>	 <p>https://www.youtube.com/watch?v=xb2RRzITaY8</p>  <p>Art Integration:</p> <p>MINI POSTER</p> <p>Area of parallelogram and triangle</p> <p>CONCEPT MAP</p> <p>Algebraic Expressions</p>	<p>Online Math Games</p> <p>TESTS ONLINE</p> <p>QUIZ ONLINE</p> <p>LIVE WORKSHEETS</p>
--	---	---	--	--

<p>Science</p>	<p>Acids, Bases and Salts</p> <p>Classification of substances into acidic, basic and neutral.</p> <p>Indicators.</p> <p>Neutralization reactions</p>	<p>Each student will be able to:</p> <p>Define acids and bases</p> <p>Distinguish between acids and bases</p> <p>Give examples of acids and bases from daily life</p> <p>Define indicators and give examples of some naturally occurring indicators</p> <p>List the acids found in vinegar, milk, ant's sting, citrus fruits, curd, tamarind</p> <p>List the bases found in lime water, window cleaner, soap, milk of magnesia</p> <p>Explain the formation of litmus</p> <p>Study the effect of litmus on acidic, basic and neutral solution</p> <p>Explain the neutralization reaction</p> <p>Explain the effect of Phenolphthalein in acidic and basic solution</p> <p>Give an example and word equation of a neutralization reaction</p>	<p>Experiential Learning:</p> <p>To identify acids and basic solution by tasting them</p> <p>The sour, the bitter and the salty !</p> <p>Become a 'science detective' and find and taste at least 1 edible item (not a dish!) which is sour, bitter and salty. (Look on your kitchen shelves)</p> <p>TURMERIC AND THE INDIAN CONNECT</p> <p>Art Integration activity:</p> <p>It's the festive season ! Use your knowledge of acid – base indicators and make a beautiful card / bookmark for your family.</p> 	<p>MCQ based</p> <p>Assignment work</p> <p>Class Participation</p> <p>Who am I?</p> <p>Mind map of common acids and bases found in the kitchen</p> <p>Complete the indicator based table</p> 
-----------------------	---	---	--	--

	<p>Light</p> <p>Rectilinear propagation</p> <p>Reflection by plane and spherical mirror</p> <p>Lenses.</p> <p>Image formation, characteristics and nature</p> <p>Constitution of white light</p>	<p>Each student will be able to:</p> <p>Discuss the effects and applications of acids and bases on daily life</p> <p>Each child will be able to :</p> <p>Define reflection of light</p> <p>State the characteristics of the image formed by the plane mirror</p> <p>Define lateral inversion</p> <p>State 2 differences b/n a concave and convex lens</p> <p>Give one use each of convex and concave mirror</p> <p>Distinguish between a real image and virtual image</p> <p>Draw image formation through a plane mirror</p> <p>Explain rectilinear propagation of light</p> <p>Predict the nature of image formed by convex and concave mirror for different position of the object</p>	<p>Experiential Learning:</p> <p>FUN WITH OPTICS- Capture it!</p> <p>View yourself in</p> <p>a) Rear view mirror of a vehicle</p> <p>b) Side mirror of a vehicle</p> <p>c) Dressing table/ bathroom mirror</p>  <p>d) Sunglasses</p> <p>e) Shaving mirror</p> <p>Make an observation chart of your image when you go far/ come near</p> <p>Is it real/ virtual/</p> <p>Is it erect/ inverted</p> <p>Is it the same size/ smaller/ bigger?</p>	<p>Class test</p> <p>MCQ - Google forms</p> <p>Google docs</p> <p>Assignment work</p> <p>Class Participation</p> <p>Entry & Exit tickets from the class</p> <p>Flash cards</p> <p>Quiz cards</p> <p>Who am I?</p> <p>(Concave/ convex mirrors and lenses?)</p> <p>Class Test</p>
--	---	---	--	--


				
Social Science	<p>Markets Around Us</p> <p>Intermediaries</p> <p>Role of the Intermediaries</p> <p>Retail & Wholesale markets</p> <p>What makes a Market accessible?</p> <p>MSP- and Indian government</p> <hr/> <p>- Life in Tropical & Subtropical Regions</p> <p>Location of the Tropics and Sub-Tropics</p> <p>A Case study of the Tropics- Amazon River Basin</p> <p>A Case study of the Sub-tropics- Brahmaputra River Basin</p>	<p>Each student will be able to-</p> <ul style="list-style-type: none"> - Define the term market. - Explain the role of the Intermediaries in the market. - State the important features that make a market function. - Differentiate between a Retail and a Wholesale Market. - Explain how a grain market works in India <hr/> <p>Each student will be able to :</p> <ul style="list-style-type: none"> - Show the location of tropical and subtropical region on the earth - List the chief characteristics of the river basins. -Compare the lives of people in the two case study -river basins. 	<p>The students will be asked to find out the retail and wholesale price of any five products and draw a comparison between wholesale market and retail market.</p> <hr/> <p>MAP: - Location of Amazon and Ganga Brahmaputra Basin.</p> 	<p>Class Test</p> <p>Assignment work</p> <p>Class Participation</p> <p>Art Integration activities</p> <p>Worksheet</p> <hr/> <p>Map work</p> <p>Worksheet</p> <p>Assignment work</p> <p>Google Form</p>



		- Amazon and Ganga Brahmaputra Basin on various criterias.	Research work: Shifting Cultivation, Sunderban Delta	Research work Class Participation
Sanskrit	मम देशः महान् (विशेषण-विशेष्यः) (२) व्याकरणम् – शब्दरूप पितृ-मातृ (१) अपठित गद्यांश (१)	प्रत्येक छात्र - विषय पर आधारित कम से कम ५-६ प्रश्नों के उत्तर लिख सकेगा। कथानकाधारित भारतदेश के कम से कम 10 विशेषणपदों की सूची बना सकेगा। प्रश्न निर्माण कर सकेगा। व्याकरण के अन्तर्गत शब्दरूप वाक्यों में लिख सकेगा	कला समन्वय गतिविधि- हस्तलिपि (कैलीग्राफी) में भारत के लिए विशेषण शब्दों का लेखन करना तथा हस्तलिपि के बारे में बताना।  शब्दरूपों का वाक्यप्रयोग करना। अपठित गद्यांश संबंधी प्रश्नों के उत्तर देना।	विषय से संबंधित मौखिक- लिखित प्रश्नोत्तर , अभ्यास कार्य तथा भाषा संवर्धन गतिविधियों, गूगलालेख तथा गूगल प्रपत्र के माध्यम से मूल्यांकन किया जाएगा।
French	Les Vêtements · Les vêtements d'homme et de femme. · Le Passé Récent.	Each student will be able to- Name the various clothing items in French. Conjugate verbs in the passé récent form.	Creative Writing : Décrivez l'image	Assessment of Listening Skill : Podcast – Les vêtements


	Le Courrier électronique. · Un courriel	Write an e-mail in french with the correct format.		Worksheet - Grammaire
Mandarin	我的生日 Happy Birthday song Words related to birthday Make birthday card New words Sentence pattern The words usage of “月, 号, 岁”	Each student will be able to - revise the lessons sing Happy Birthday song in Chinese make Birthday card use“月, 号, 岁“correctly(the word order)	Birthday Card	Google form


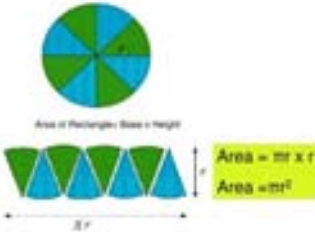
JANUARY



Subject	Topics Covered	Learning Outcome	Activities	Assessments
English	Salim and Tansen (5) -difficult words -characterization -plot	Each student will be able to -summarise the story of the chapter in their own words -write answers to 3 textual questions.	Listening Skill- A song is played in the class, students fill up the blanks in the lyrics as they hear it play. Then	Worksheets and handouts Google Forms


	<p>Life Skills- Social and Emotional</p> <p>Grammar-Prepositions, Conjunctions</p> <p>Reordering Phrases to form Sentences</p> <p>Writing Skill- Formal letter to the Editor</p>	<ul style="list-style-type: none"> -answer questions from the text -share views on how music or any other art form helps shape character frame questions from the chapter -spell at least six new words correctly -answer questions after reading the given extract. -state the importance of English language in present day times. -use Prepositions correctly in the given sentences. -use correct conjunctions to join given statements. -identify correctly used collective nouns -use appropriate modals to complete the given situations. -write a letter to the editor within the specified word limit following the given format. 	<p>everyone sings along.</p> <p>Art Integration:</p> <p>Class Band Performance. Students create a song/rap on the given theme and perform /sing it using musical instruments of their choice (can be innovated ones also)</p>  <p>Newspaper activity for Prepositions</p> <p>Completion of the given exercises in the worksheet.</p>	<p>Google Docs</p> <p>Speaking Skill Assessment</p> <p>Graphic Organizers</p>
--	--	---	--	---


			<p>Research based-</p> <p>Research the life and art of Tansen.</p> <p>Find out some of the similarities and differences between Indian classical and western classical music</p> 	
Hindi	<p>मधुप</p> <p>पाठ- तारों की दुनिया (विज्ञान लेख)</p> <p>पाठ-हवेन सांग स्मृति संग्रहालय (यात्रा संस्मरण)</p> <p>व्याकरण</p> <p>श्रुतिसमभिन्नार्थक</p> <p>अनेकार्थी</p>	<p>प्रत्येक छात्र</p> <p>पाठ के कम से कम ४-५ नवीन शब्दों के अर्थ की पहचान कर सकेगा।</p> <p>नवीन शब्दाकोश का निर्माण कर सकेगा।।</p> <p>परिस्थिति अनुरूप ३-४ प्रश्नों का निर्माण कर सकेगा।</p> <p>कम से कम ४-५ शब्दों से वाक्य रचना कर सकेगा।</p>	<p>कला समावेशन</p> <p>विदेशी पर्यटकों को आकर्षित करता हुआ ,अपने शहर की विशेषताओं को बताता सूचनात्मक विज्ञापन निर्माण अथवा विवरणिका निर्माण</p> 	<p>गूगल आलेख व प्रपत्र द्वारा मूल्यांकन</p> <p>मौखिक चर्चा द्वारा।</p> <p>Edpuzzle द्वारा</p> <p>व्याख्यात्मक अभ्यास पत्र के माध्यम से।</p> <p>लिखित प्रश्नों के माध्यम से।</p> <p>मौखिक तथा लिखित कार्य</p>

	<p>लेखन</p> <p>औपचारिक पत्र (संपादक व शिकायती)</p> <p>अनुच्छेद लेखन</p> <p>पुनरावृत्ति अभ्यास</p> <p>बाल महाभारत</p> <p>भूरिश्रवा ,जयद्रथ और आचार्य द्रोण का अंत</p> <p>कर्ण और दुर्योधन भी मारे गए</p>			<p>की चर्चा व जाँच द्वारा।</p> <p>अभ्यास कार्यपत्र की चर्चा व निरीक्षण द्वारा</p> <p>व्याख्यात्मक लेखन व वाचन द्वारा</p>
Math	<p>Perimeter And Area (Part)</p> <ul style="list-style-type: none"> •Circumference of a circle •Area of a circle •Conversion of units •Application to areas of rectangular paths and crossroads. 	<p>Each student will be able to-</p> <p>Deduce the formulas for circumference and area of a circle</p> <p>Solve application based questions on the above concepts</p> <p>Convert units to solve questions</p> <p>Calculate the area of rectangular path and crossroads</p> <p>Express numbers in exponential form and vice versa</p>	<p>Art Integration:</p> <p>Draw using circles</p> <p>https://www.youtube.com/watch?v=9lna6SnlHX8</p> 	<p>M.C.Q - Google Forms</p> <p>Google Docs</p> <p>Entry & Exit Tickets</p>

	<p>Powers & Exponents (Part)</p> <ul style="list-style-type: none"> Expressing numbers in exponential form and vice versa 		 <p>https://in.pinterest.com/pin/504755070721988256/</p> <p>Experiential Learning:</p> <p>To deduce the formula for the Area of the circle</p> <p>https://www.mathsisfun.com/geometry/circle-area-by-sectors.html</p> 	<p>Worksheets</p> <ol style="list-style-type: none"> Objective type Assignment sheet <p>Online Math Games</p> <p>TESTS ONLINE</p> <p>QUIZ ONLINE</p> <p>LIVE WORKSHEETS</p>
<p>Science</p>	<p>Respiration in animals</p> <p>Difference between breathing</p>	<p>Each student will be able to:</p> <p>State the need for respiration in the living</p>	<p>MAKE A MODEL OF RESPIRATORY SYSTEM</p>	<p>MCQ Google form</p>


	<p>and respiration</p> <p>Aerobic and anaerobic respiration</p> <p>Products of respiration</p> <p>Inhalation and exhalation</p> <p>Breathing rate</p>	<p>organisms</p> <p>Define breathing and cellular respiration</p> <p>Distinguish between aerobic and anaerobic respiration</p> <p>List the products formed by the breakdown of glucose under aerobic and anaerobic conditions</p> <p>Give reason why we get cramps after heavy exercise</p> <p>Distinguish between inhalation and exhalation</p> <p>Define breathing rate</p> <p>Discuss the variation in breathing rate during different activities</p> <p>List the organs of human respiratory system</p> <p>Draw the diagram of human respiratory system</p> <p>Discuss the mechanism of breathing</p> <p>Discuss the effect of exhaled air on lime water</p>	 <p>RESEARCH WORK: FIND OUT HOW DOES AN OXIMETER WORK</p>  <p>CASE STUDY FOLLOWED BY CLASS DISCUSSION: COVID AND ITS EFFECT ON LUNGS</p>	<p>Objective type assessment</p> <p>Flow chart</p> <p>One word BINGO!!</p> <p>Class participation</p> <p>Class test</p>
--	---	--	---	---



<p>Social Science</p>	<p>India in the 18th century</p> <ul style="list-style-type: none"> -The Later Mughals - Breaking up of the Mughal Empire -Foreign Invasion -The Marathas -The Sikhs <hr/> <p>- Life in Temperate Regions</p> <p>1) A Case study- The Prairies</p> <p>2) A Case study- The Veld</p> <p>On the basis of</p> <p>land,</p> <p>climate,</p> <p>vegetation and wildlife</p>	<p>Each student will be able to:</p> <ul style="list-style-type: none"> - Give reasons regarding the weakness of the later Mughals to be unable to consolidate the empire. - Write a short note on the strength and bravery of the Maratha rulers. - Enlist the names of powerful Maratha rulers. - Briefly describe the struggle of the Sikhs with the Mughals. <hr/> <p>Each student will be able to:</p> <ul style="list-style-type: none"> - List a few countries that experience such a climate. - Write the difference of vegetation types and wildlife in the two case studies. - Explain the kind of agricultural practices that people do in the two separate case studies. 	<ul style="list-style-type: none"> - Value based: Give your opinion on “Divide and rule” policy. - Prepare a fact file on the Last Mughal ruler- Bahadurshah Zafar  <hr/> <p>Map Work:- Mark Prairies and Velds on a world map.</p> <p>Collect pictures of ranches and cowboys and paste them in your notebook.</p>	<p>Worksheet</p> <p>Class Test</p> <p>Assignment work</p> <p>Class Participation</p> <p>Art Integration:: activities</p> <hr/> <p>Google Form</p> <p>Worksheet</p> <p>Assignment work</p> <p>Class Participation</p> <p>Art Integration activities</p>
<p>Sanskrit</p>	<p>उद्यमेन हि सिध्यन्ति कार्याणि (कथा) कालांश-4</p>	<p>रचनात्मक अभिव्यक्ति द्वारा कथानक को दर्शा अथवा समझा सकेगा।</p>	<p>कलासमन्वित कार्यम् -</p> <p>रचनात्मक अभिव्यक्ति यथा- संगीत, चित्रकला व नाटक आदि</p>	<p>विषय से संबंधित मौखिक- लिखित प्रश्नोत्तर , अभ्यास कार्य तथा</p>



	<p>योग्यता आधारित अधिगम कथानक प्रस्तुतीकरण</p>	<p>कथानकाधारित प्रश्नों के उत्तर दे सकेगा। परिश्रम आधारित कम से कम 3-4 हिन्दी वाक्यों का संस्कृत वाचन कर सकेगा। योग्यता अनुसार स्व कौशल प्रस्तुतीकरण दे सकेगा।</p>	<p>किसी भी माध्यम द्वारा कहानी बताना। (एकल अथवा सामूहिक भी हो सकता है)</p> 	<p>भाषा संवर्धन गतिविधियों, गूगललेख तथा गूगल प्रपत्र के माध्यम से मूल्यांकन किया जाएगा।</p>
French	<p>La toilette de M. Vincent</p> <ul style="list-style-type: none"> Les activités quotidiennes. <p>Les verbes pronominaux.</p>	<p>Students will be able to-</p> <p>Conjugate pronominal verbs in the present tense.</p> <p>Describe a routine day in a man's life.</p>	<p>Creative Writing :</p> <p>Describe a routine day in your life in 120-150 words.</p>	<p>Assessment-Based Activities:</p> <p>Question Bank</p> <p>Worksheet - Grammaire</p>
Mandarin	<p>今天天气怎么样</p> <p>New words and sentence pattern</p> <p>Weather in Chinese</p> <p>Advance conversation</p> <p>Vocabulary for 天氣</p>	<p>Each student will be able to-</p> <p>Know the weather in Chinese</p> <p>Make sentence from the sentence pattern</p>	<p>Weather forecast</p>	<p>quizz</p>


FEBRUARY & MARCH


Subject	Topics Covered	Learning Outcome	Activities	Assessments
English	<p>PICTURES OF THE PAST(contd)</p> <p>Mahabalipuram (Oral compre)</p> <p>The Fabulous, Fabled Silk Road</p> <p>-rhyme scheme</p> <p>-poetic devices</p>	<p>Each student will be able to-</p> <p>-summarise the facts about Mahabalipuram using a graphic organiser.</p> <p>-write answers to 3 textual questions.</p> <p>-answer questions from the text orally.</p> <p>-share views on how music or any other art form helps shape character.</p> <p>spell at least six new words correctly</p> <p>-Use at least 2 poetic devices in the poem composed.</p> <p>-identify errors and rectify them in a given paragraph.</p> <p>-use correct modals in the given situations.</p>	<p>Find out words in the text that can be replaced with the given words</p> <p>Concept mapping- what have we learnt from the stories done till now.</p> <p>What is the power of communication?</p> <p>Worksheet on Tansen's life – to be done as a comprehension.</p>	<p>Identify the use of modals in newspaper articles.</p> <p>Create a graphic organiser of the unique features of Mahabalipuram</p> <p>ASL Contd</p> <p>Nearpod/Jamboard for spelling test</p> <p>Live Worksheets</p>

	<p>Grammar-</p> <p>Modals, What are modals? -usage of some</p> <p>Interjections Revisio</p>	<p>-identify incorrectly used modals and replace them with correct ones.</p>	<p>Newspaper activity</p> <p>Find about Mahabalipuram as a weekend getaway from Chennai.</p>  <p>Search for an advertisement that uses lots of similes and interjections</p> <p>Quiz on Integrated grammar exercises.</p>	
Hindi	<p>मधुप पाठ -मन जीते जग जीत (कहानी) व्याकरण द्वंद, द्विगु समास</p>	<p>प्रत्येक छात्र महाभारत के चरित्रों के संवाद उनके व्यवहार आदि से परिचित हो पाएगा। पाठ का शुद्ध उच्चारण के साथ पठन कर सकेगा। कम से कम ४-५ प्रकार के प्रश्नों का निर्माण कर सकेगा। ३-४ प्रश्नों के सटीक उत्तर दे सकेगा।</p>	<p>रचनात्मक गतिविधि नवीन शब्दकोश का निर्माण तथा शब्द दीवार का निर्माण करवाया जाएगा।</p>	<p>गूगल आलेख व प्रपत्र द्वारा मूल्यांकन मौखिक चर्चा द्वारा। व्याख्यात्मक अभ्यास पत्र के माध्यम से। लिखित प्रश्नों के माध्यम से। मौखिक तथा लिखित कार्य की चर्चा व जाँच द्वारा।</p>

	<p>बाल महाभारत</p> <p>अश्वत्थामा युधिष्ठिर की वेदना पांडवों का धृतराष्ट्र के प्रति व्यवहार</p> <p>श्री कृष्ण और युधिष्ठिर</p> <p>वार्षिक परीक्षा हेतु पुनरावृत्ति अभ्यास</p>		<p>कला समावेशन: लघु नाटिका</p> 	<p>अभ्यास कार्यपत्र की चर्चा व निरीक्षण द्वारा</p> <p>व्याख्यात्मक लेखन व वाचन द्वारा</p>
<p>Math</p>	<p>Powers & Exponents (Part)</p> <p>Laws of exponents</p> <p>Application of laws for simplification</p> <p>Large numbers in standard form</p> <p>REVISION FOR FINAL EXAMINATIONS</p>	<p>Each student will be able to-</p> <p>Recall Laws of exponents</p> <p>Apply laws for simplification</p> <p>Express large numbers in standard form.</p>	<p>Art Integration:</p> <p>CREATING TASK CARDS ON RULES OF EXPONENTS</p>  <p>Experiential Learning:</p> <p>'Can You Think Exponentially - Exponents in real world'</p>	<p>M.C.Q - Google Forms</p> <p>Google Docs</p> <p>Entry & Exit Tickets</p> <p>Worksheets</p> <p>1. Objective type</p> <p>2. Assignment sheet</p> <p>Quizzing</p> <p>Flash Cards</p> <p>Graphic Organisers</p>

			<p>Bacteria Exponential Growth</p> <p>Once Bacteria and Mould start growing on food that is not refrigerated, it reaches harmful levels very quickly.</p> 	<p>'Just A Minute'</p> <p>Prepare to teach</p> <p>Past Questions</p>
<p>Science</p>	<p>Physical and chemical changes around us.</p> <p>Difference between physical and chemical change</p> <p>Examples of physical and chemical change</p> <p>Physical properties of a substance</p>	<p>Each student will be able to :</p> <p>Define a change</p> <p>Differentiate between a physical and a chemical change</p> <p>Give examples of a physical and chemical change</p> <p>Define physical properties of a substance</p> <p>Define rusting of iron and discuss the conditions necessary for it</p> <p>List the methods of prevention of rust</p> <p>Define a chemical change</p> <p>List the consequences of a chemical reaction</p> <p>Explain what happens when CO₂ is</p>	<p>Experiential Learning:</p> <p>KITCHEN SCIENCE:</p> <p>Your kitchen is a mini chemistry lab!</p>  <p>Create a mind map of any 5 chemical / physical changes you might observe in the kitchen</p> <p>RESEARCH BASED ACTIVITY</p> <p>(Subject Integration: Social Science)</p> <p>Draw a Rock Cycle</p> <p>Identify and highlight the</p>	<p>Google form</p> <p>Objective type</p> <p>Class participation</p> <p>Graphic Organizers</p> <p>Categorization cards</p> <p>Class test</p>

	<p>Revision for final exams</p>	<p>passed through lime water</p> <p>Define galvanization</p> <p>Define crystallization</p>	<p>physical and chemical changes during the rock formation</p> 	
<p>Social Science</p>	<p>Life in Temperate Regions</p> <p>1) A Case study- The Prairies</p> <p>2) A Case study- The Veld</p> <p>On the basis of</p> <p>minerals,</p> <p>Life and activities of the people</p> <p>- Subject Enrichment Activity + Revision</p>	<p>Each student will be able to:</p> <ul style="list-style-type: none"> - List a few countries that experience such a climate. - Write down the difference between vegetation types and wildlife in the two case studies. - Briefly describe the kind of agricultural practices that people do in the two separate case studies. 	<p>Research Work:</p> <p>Diamond cutting technique</p> <p>Gold and Diamond mines in Veld</p> <p>Commercial farming in Prairies</p>	<p>Research work</p> <p>Assignment work</p> <p>Class Participation</p> <p>Art Integration activities</p> <p>Worksheet</p>

<p>Sanskrit</p>	<p>व्याकरणम् - स्वर संधि - वृद्धि (1)</p> <p>शाकानां चिन्ता (विधिलिङ् लकार) (२)</p> <p>अव्ययपदानि (१)</p> <p>सूक्ति वाचन / लेखन गतिविधि (1)</p>	<p>संधि के स्वर, इसके मुख्य विकार संबंधी तत्त्वों का वाचन व लेखन कर पाएगा।</p> <p>प्राप्त कम से कम 6-7 शब्दों में संधि व संधि विच्छेद कर सकेगा।</p> <p>कथानक के पठन के अन्तर्गत विधिलिङ्गलकार का लेखन, वाचन तथा वाक्यप्रयोग कर सकेगा।</p> <p>कलासमन्वित गतिविधि द्वारा पाककला तथा भाषा अभिवर्धन प्राप्त कर पाएगा।</p>	<p>कलासमन्वित कार्यम् - पाककला</p> <p>घर में पकाए जाने वाली सब्जियों के नाम तथा रात्रिभोजन में प्रयोग लाई जाने वाली सामग्री को संस्कृत भाषा में लिखना तथा रसोईघर में सहायता करते हुए सब्जियों व मसालों के संस्कृत नाम बोलते हुए अपना वीडियो संचित करना।</p> 	<p>विषय से संबंधित मौखिक- लिखित प्रश्नोत्तर , अभ्यास कार्य तथा भाषा संवर्धन गतिविधियों, गूगलालेख तथा गूगल प्रपत्र के माध्यम से मूल्यांकन किया जाएगा।</p>
<p>French</p>	<p>Le Départ.</p> <ul style="list-style-type: none"> Le Voyage. <p>Revision for Final Exams</p> <p>(1 class)</p>	<p>Each student will be able to-</p> <p>Use the vocabulary of air travel.</p> <p>Do a thorough revision for the final exam.</p>	<p>Worksheet - Bilan</p>	<p>Final Exams</p>
<p>Mandarin</p>	<p>Revision for Final Exams</p>	<p>Revision for the final exam</p>		<p>worksheet</p>