








**TAGORE INTERNATIONAL SCHOOL**  
**VASANT VIHAR, NEW DELHI**  
**SYLLABUS - CLASS III**  
**JUNE - MARCH (SESSION 2021– 2022)**

JUNE				
Subject	Topics Covered	Learning Outcome	Activities	Review
ENGLISH	<p><b>L-The Royal Parade</b></p> <p><b>Make sentences</b></p> <p><b>Question Answers</b></p> <p><b>Literature</b>  <b>The Ostrich and the Hedgehog</b></p>   <p><b>Poem-The Secret Song</b></p>	<p><b>Each student will be able to-</b></p> <p>frame sentences</p> <p>State the answers</p> <p>Frame at least 2 questions from the story</p> <p>Comprehend the story</p>	<p>Make sentences using the words from the vocabulary</p> <p>Question Answers-</p> <p>Frame 2 Questions</p> <p>Drawing an ostrich and a hedgehog and being able to differentiate them.</p>  <p><u><b>Rhyming words</b></u></p> 	<p>Framing sentences</p> <p>On the basis of questions answered based on the story</p> <p>Comprehend the story and be able to state the answers of the questions.</p>



## Vocabulary- Relationships



## Comprehension



## Usage

- Proper noun

Common noun



## Punctuation



Recite the poem with correct pauses and pronunciation

State the relationship with the members of the family

Comprehend the passage

Differentiate between specific names and general names

Use capital letter ,full stop and question mark

## Making a family tree

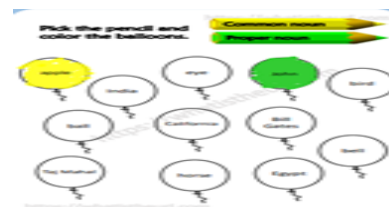


Read the passage and comprehend it



## Exploring the surroundings-

Listing things that are common and proper nouns



Punctuation in the pouch



Collective noun matching activity

Reciting the poem with correct pronunciation

Google Docs Worksheet on identifying relationship


Google form

Google Doc Worksheet on common and proper noun

Live worksheet punctuation



Collective Noun-Names for a collection or a number of people or things.




### Writing-

Descriptive writing-describing things

Listening- Listening to words with silent letters



Paragraph writing



### Speaking

Giving opinions



Board Game on Speaking Skill

Correct usage of names for a collection or a number of people or things.

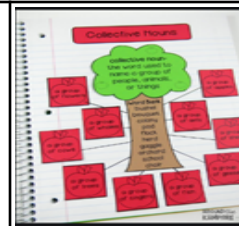
describe things around them

Pronounce words with silent letters.

Write a paragraph

To form opinions about each other

Speak on a given topic



Write a few lines on describing things



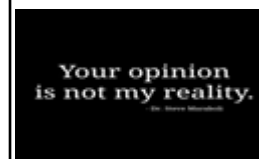
Write the words which has a silent letter



Write a paragraph in 120 words on my new class



Forming opinion of people around



Board game




Live Worksheet on correct usage of Names for a collection or a number of people or things.



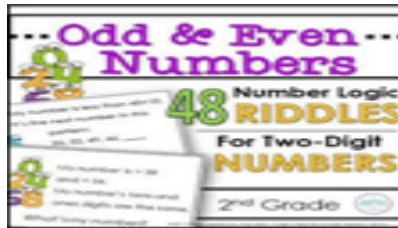

Writing sentences, to describe things

Identifying the silent letter in the word.



Paragraph writing on Being happy.

Speaking on forming opinions about the child in the class who is not a friend

				Speaking skill
<b>HINDI</b>	<p>कविता आया वसंत</p> <p>शब्द अर्थ</p> <p>वाक्य लेखन</p> <p>चित्र वर्णन</p> <p>अपठित गद्यांश</p> <p>कहानी सुनो और बुनो</p> <p>चतुर खरगोश और शेर।</p>	<p><u><b>प्रत्येक छात्र</b></u></p> <p>- कविता से लय में ४ पंक्तियों का सस्वर वाचन करने में सक्षम हो सकेंगे ।</p> <p>-कविता से जुड़े ३ से ४ शब्दों के अर्थ जान सकेंगे।</p> <p>-वसंत मौसम से जुड़े चित्र वर्णन में ५ वाक्य लेखन में सक्षम हो सकेंगे।</p> <p>-अपठित गद्यांश पठन और ३ से ४ प्रश्नों के उत्तर लेखन में सक्षम हो सकेंगे।</p> <p>-कहानी से उचित सीख २ वाक्यों में दे सकेंगे।</p> <p>कहानी से जुड़े पात्र कटपुतली माध्यम से तैयार करने में सक्षम हो सकेंगे।</p>	<p><u><b>रचनात्मक कार्य</b></u></p> <p>मेरा घर सबसे न्यारा और सबसे प्यारा ...</p> <p>सुन्दर सी एक रंगोली अपने घर की सजावट के लिए बनाना ।</p>  <p><u><b>अनुभव आधारित अधिगम</b></u></p> <p>भारत देश के अलग अलग ऋतुएं उन से जुड़ी चर्चा और वसंत से जुड़ा अनुछेद लेखन।</p>  <p><u><b>कला एकीकृत गतिविधि</b></u></p> <p><u><b>जानवरों की प्यारी दुनिया....</b></u></p> <p>उंगली कटपुतली के माध्यम से चतुर खरगोश और शेर की कहानी की प्रस्तुतीकरण उचित सीख सहित।</p> 	<p>गूगल फॉर्म के माध्यमसे</p> <p>बहुविकल्पी</p> <p>प्रश्न-उत्तर</p> <p>विषय से जुड़ी मौखिक प्रश्नावली और चर्चा ।</p> <p>गूगल डॉक्स</p> <p>लाइव कार्य पत्र</p> <p>पाठ आधारित कार्य पत्र</p> <p>व्याकरण से जुड़ी कार्यपत्र</p> <p>शब्दावली</p>

				कला एकीकृत गतिविधि
<b>MATH</b>	<p>Topic:</p> <p>a) Art Integration (Warli art)</p> <p>b) Ascending and descending order.</p> <p>c) Largest and least numbers</p> <p>d) Odd and even numbers.</p> <p>e) Roman Numerals</p>	<p><b>Each student will be able to :</b></p> <p>a) create a work of art by learning how the Warli tribe used abstract art to tell stories from daily life.</p> <p>b) Compare 4-digit numbers and arrange them in ascending/descending order.</p> <p>c) Make the largest and least number with given digits</p> <p>d) Identify and write the odd/even numbers.</p> <p>e) Identify and write the RomanNumerbers</p>	<p><b>Art Integration:</b> Students will make Warli art depicting ascending order and descending order</p>  <p>Card Mania</p>  <p>Even and odd riddles – Students will solve the riddle to find even and odd numbers</p>  <p>My birthday date and month – Students will use either match stick or cotton bud or toothpick or strips of papers to form their birth day and date</p> 	<p>Google Form</p> <p>Worksheet on each topic mentioned herewith</p> <p>Response to assessment activities</p> <p>Art Integration</p>



	<p><b>SPECIAL PEOPLE</b></p> <p><b>Unspoken words</b></p> <p><b>Communicating without speaking</b></p> <p><b>Sign language</b></p> <p><b>Braille</b></p> <p><b>Health and happiness</b></p> <p><b>Physical and mental fitness</b></p> <p><b>Taking care of our body</b></p> <p><b>What are germs ?</b></p>	<p>Understand that we can communicate without speaking too .</p> <p>Learn to be sensitive and empathetic towards needs of special people</p> <p>Learn about aids to help people with disabilities</p> <p>Learn the importance of keeping our body parts clean</p> <p>Learn how to keep germs away</p> <p>List things we should do to keep germs away</p>	<div data-bbox="1173 28 1814 300">  </div> <p><b>Experiential learning :</b> <b>TACTILE SENSE !!</b> Paste pictures of five things that have a different touch .(Leaf, fur,bed sheet ) Write one sentence on how each one feels different .</p> <p><b>ACTIVITY</b> Watch the film IQBAL / BLACK . They are stories of people with disabilities . Who strive against all odds to achieve great things .</p> <div data-bbox="1173 753 1823 967">  </div> <p><b>ACTIVITY</b> <b>Celebrate our differences !!</b> Watch the afternoon News ( sign language ) on doordarshan channel for people with disabilities .</p> <p><b>Experiential Learning :</b> Collect wrappers of different kinds of soaps, toothpastes, hair oils, shampoos, creams and health drinks. Look at the wrappers for their cost, date of manufacture and expiry. Record your findings. We should not use things that are</p>	<p>Question &amp; Answers</p> <p>Google form</p> <p>Google form</p>
--	------------------------------------------------------------------------------------------------------------------------------------------------------------------------------------------------------------------------------------------------------------------------------------------------------------	----------------------------------------------------------------------------------------------------------------------------------------------------------------------------------------------------------------------------------------------------------------------------------------------------------------------------------------------------------	--------------------------------------------------------------------------------------------------------------------------------------------------------------------------------------------------------------------------------------------------------------------------------------------------------------------------------------------------------------------------------------------------------------------------------------------------------------------------------------------------------------------------------------------------------------------------------------------------------------------------------------------------------------------------------------------------------------------------------------------------------------------------------------------------------------------------------------------------------------------------------------------------------------------------------------------------------------------------------------------------------------------------------------------------------------------------------------------------	---------------------------------------------------------------------

## Means of Transport

Land transport

Water transport

Air transport

## Noise Pollution

Each student will be able to :

**Learn about various** means of transport by land .

List few means of transport by water

List few means of transport by air

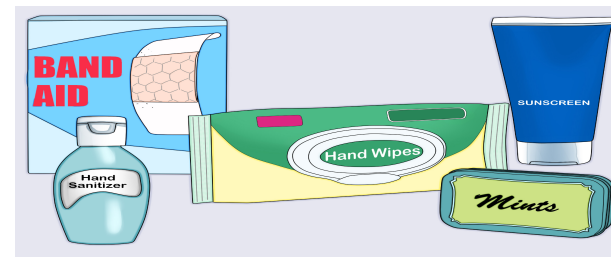
**Understand the harmful effects of Noise Pollution**

older than the expiry date mentioned on the wrapper.



## ACTIVITY

Form groups of 5-6 students each. Each group should choose a body part and show things used to take care of it .For eg , the group which gets 'teeth', would get toothbrush,dental floss,mouthwash,etc Students are explained how each item is used to keep the body part clean .



## Experiential learning

### Activity

Note down the numbers written on number plates of three cars / scooters / buses . Find out the alphabets that are common to all vehicles .Let's explore why vehicles have number plates .

Live worksheet

Question and answers

Worksheet







### NOISE POLLUTION ACTIVITY

Depicting noise pollution through pictures / posters to bring awareness



Poster

## JULY

Subject	Topics Covered	Learning Outcome	Activities	Review
ENGLISH	<b>Art Integration</b>  <b>Socks Puppet and telling tales on friendship</b> 	<b>Each student will be able to :</b>  make sock puppet and tell a tale.	<b>Art Integration-</b> Making socks puppet and telling tales 	<b>On the basis of</b> sock puppet made and storytelling on friendship.



### L-3- Williwu Learns to Make Friends




#### Vocabulary

#### word meanings

#### Make sentences

#### Question answers

#### Vocabulary-Words with opposite meanings



read aloud the given text using correct pronunciation  
Develop the language skills and comprehend the story  
describe briefly, orally / in writing about events, places and/or personal experiences

write correct spellings of words

use dictionary to find the meanings of difficult words

construct meaningful sentences with at least 5 difficult words.

answer some factual and inferential questions

Frame at least two questions from the story

Identifying words with opposite meanings

Reading the chapter with correct pronunciation

Write the difficult and new words

Finding word meanings using a dictionary-Bingo

Make meaningful sentences,

Question Answers

Frame questions from the chapter

Antonym Game



Articles Board Game

<https://www.teach-this.com/images/resources/articles-board-game.pdf>

Content based listening, reading, speaking and writing exercises

Google form on spellings

MCQ

Making sentences

On the basis of questions answered.

Google form on antonyms

usage-  
Use of a, an and the



Use of articles correctly in sentences

Possessive Pronouns



Using pronouns in place of nouns

Writing-Writing acrostic Poems



*Writing* an acrostic poem

Speaking-  
Greeting friends and elders

Identifying the difference between  
greeting friends and greeting elders.



Interactive Game - Possessive Pronoun

<https://www.youtube.com/watch?v=czNgQrVPBHQ>



Writing an acrostic poem

Paper is ready.  
Eraser on the end.  
Need a sharpener now.  
Colour of the night.  
I use it every day.  
Let me be creative.

Role Play on greetings







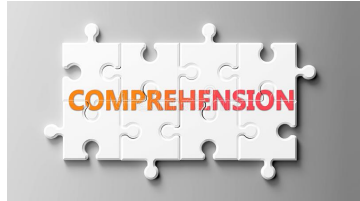


Listening to an audio

Google docs  
worksheet



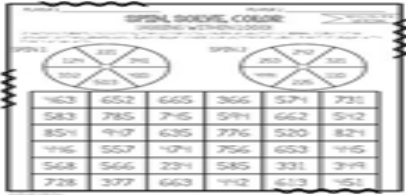

Interactive  
worksheet

On the basis of  
writing an acrostic  
poem

On the basis of  
Greetings used

	 <p><b>Listening- Listen to a conversation</b></p> <p><b>Poem- Rabbit and the Lark</b></p>  <p><b>Comprehension</b></p>	<p>Listening carefully and extracting details</p> <p>Appreciate poetry. Understand that people can have different choices and they can be friends in spite of that</p> <p>Read with understanding</p>	 <p>Making a list of friends</p>  <p>Reading a story and answering the questions</p> 	<p>On the basis of listening exercise</p> <p>Reciting the poem with correct pronunciation</p> <p>On the basis of comprehending the passage</p>
<b>HINDI</b>	<p>पाठ पापा की सुन्दर गेंद</p> <p>पाठ पठन</p> <p>शब्द अर्थ</p> <p>प्रश्न उत्तर</p> <p>सामान अर्थ शब्द</p> <p>वचन बदलाव</p> <p>व्याकरण</p>	<p><u><b>प्रत्येक छात्र</b></u></p> <p>-पाठ के एक पृष्ठ को सही हाव भाव सहित पठन करना।</p> <p>-पाठ आधारित ३ से ४ वाक्य पूरे करने में सक्षम हो सकेंगे।</p> <p>-पाठ से जुड़े शब्द (४) अर्थ लेखन करेंगे।</p>	<p><u><b>रचनात्मक कार्य</b></u></p> <p>वचन बदलाव के फ़्लैश कार्ड बनाकर दोहराव खेल खेल में करना</p>   <p><u><b>अनुभव आधारित अधिगम</b></u></p>	<p>गूगल फ़ॉर्म के माध्यम से</p> <p>बहुविकल्पी</p> <p>प्रश्न-उत्तर</p> <p>विषय से जुड़ी मौखिक प्रश्नावली और चर्चा।</p> <p>गूगल डॉक्स</p>

	<p>गेंद से जुड़ा चित्र वर्णन ।</p> <p>अपठित गद्यांश</p> <p>दिमाग लगाओ पहेली सुलझाओ खेल खेल से (बोर्ड गेम )</p>	<p>-पाठ से जुड़े ३ प्रश्नों के उत्तर लिख सकेंगे।</p> <p>-वचन से जुड़े शब्द (५) के बदलाव कर उचित उत्तर लेखन कर सकेंगे।</p> <p>-गेंद से जुड़े चित्र वर्णन में ५ वाक्य लेखन करने में सक्षम हो सकेंगे।</p> <p>-अपठित गद्यांश पठन और ३ प्रश्नों के उत्तर लेखन में सक्षम हो सकेंगे।</p> <p>-पहेली कार्ड से जुड़े चित्र वर्णन करना कोई एक या दो पहेलियाँ लेखन में सक्षम हो सकेंगे ।</p>	<p>खुशी के पलों का अनुभव छात्रों द्वारा और ५ की शब्द चित्र सहित सूची तैयार कर के एक फोटो फ्रेम में लगाना।</p> <p><u>कला एकीकृत गतिविधि</u></p> <p><u>खुशी के अनमोल पल.....</u></p> <p>रंगीन गेंद को सजाकर उस पर एक प्यारा हँसता हुआ चेहरा बनाना।</p> <p>योग माध्यम से हँसो और हँसना सेहत के लिए कितना आवश्यक है इस पर चर्चा ।</p> <div data-bbox="1169 786 1453 991" data-label="Image"> </div> <div data-bbox="1458 770 1809 991" data-label="Image"> </div> <p><b>बोर्ड खेल</b> द्वारा पहेली सुलझाओ , खेल खेल से पहेली सुलझाओ चित्र सहित कार्ड द्वारा।</p> <div data-bbox="1169 1225 1426 1466" data-label="Image"> </div> <div data-bbox="1431 1209 1751 1466" data-label="Image"> </div>	<p>लाइव कार्य पत्र</p> <p>पाठ आधारित कार्य पत्र</p> <p>शब्दावली</p> <p>कला एकीकृत गतिविधि</p> <p>व्याकरण से जुड़ा कार्यपत्र</p>
--	------------------------------------------------------------------------------------------------------------------------	----------------------------------------------------------------------------------------------------------------------------------------------------------------------------------------------------------------------------------------------------------------------------------------------------------------------------------------------------------------------------------	----------------------------------------------------------------------------------------------------------------------------------------------------------------------------------------------------------------------------------------------------------------------------------------------------------------------------------------------------------------------------------------------------------------------------------------------------------------------------------------------------------------------------------------------------------------------------------------------------------------------------------------------------------------------------------------------	---------------------------------------------------------------------------------------------------------------------------------

<p><b>MATH</b></p>	<p><b>Topic:</b></p> <p><b>Addition and Subtraction</b></p> <p>a) 4-digit addition and subtraction without regrouping</p> <p>b) 4-digit addition and subtraction with regrouping</p> <p>c) Properties of addition</p> <p>d) Properties of subtraction</p> <p>e) Shapes - 2D and 3D</p>	<p><b>Each student will be able to :</b></p> <p>a) Add and subtract 4-digit numbers without regrouping</p> <p>b) Add and subtract 4-digit numbers with regrouping</p> <p>c) State the properties of addition</p> <p>d) State the properties of subtraction</p> <p>e) Identify the faces, edges and corners of solid shapes.</p>	<p><u><b>Addition and subtraction with cards</b></u></p>  <p><u><b>In/Out</b></u></p>  <p><u><b>Spin, solve and colour</b></u></p>  <p><u><b>Crack the code</b></u></p>  <p><u><b>Board game:</b></u> Crazy butterfly makes it 15</p>	<p>Google Form</p> <p>Worksheet on each topic mentioned herewith</p> <p>Response to assessment activities</p> <p>Art Integration</p>
--------------------	----------------------------------------------------------------------------------------------------------------------------------------------------------------------------------------------------------------------------------------------------------------------------------------	---------------------------------------------------------------------------------------------------------------------------------------------------------------------------------------------------------------------------------------------------------------------------------------------------------------------------------	-------------------------------------------------------------------------------------------------------------------------------------------------------------------------------------------------------------------------------------------------------------------------------------------------------------------------------------------------------------------------------------------------------------------------------------------------------------------------------------------------------------------------------------------------------------------------------------	--------------------------------------------------------------------------------------------------------------------------------------



### Experiential Learning:



Students will identify at least 7-8 things used by them and make a grocery bill.

Item	Quantity	Rate	Amount
1. Potato	5 kg	10.00	50.00
2. Refined oil	1.5 lt	90.00	135.00
3. Rice	5 Kg	30.00	150.00
4. Tooth paste	1 pc	35.00	35.00
Total			370.00



### Art Integration:


Popsicle animals






EVS	<b>Neighbourhood</b>  Places in neighbourhood	<b>Each student will be able to :</b>  List some neighbourhood services	<b>Activity</b>  <b>Pasting pictures of places in neighbourhood</b>	Match the following
	Work people do	List different occupations people follow  state the profession he / she would pick up when he grows up.	<b>Experiential Learning</b> <b>PICK AN OCCUPATION !</b> <b>Activity -</b> Choose an occupation and gather as much information as possible about it . Then share the information with the rest of the class .	
	<b>Wheels</b>	<b>Each student will be able to :</b>  <i>state</i> how wheel was invented  <i>list</i> the uses of wheel	  <b>GAME</b> <b>SNOW MAN !!( With names of different occupations )</b>	
	<b>Means of Communication</b>	Understand that we can communicate through facial expressions and hand gestures		Question Answers
	<b>Sending messages</b>			
	<b>Mass Communication</b>			




	<p><b>Sending messages quickly</b></p> <p><b>Modern means of communication</b></p>	<p>Identify modern means of communication</p> <p>List some modes of mass communication</p> <p>Dance as a means of communication</p>	<p><b><u>Activity :</u></b></p> <p><b>Wheels in our life-</b></p>  <p>Explore where all wheels are used in our lives</p> <p><b>Experiential learning-</b></p> <p><b>Technophiles !!</b></p> <p>Practical use of means of communication like writing a letter, email , using a cell phone, reading a newspaper, watching TV, using computers.</p>  <p><b>Art Integration:</b></p> <p><b>NRITYA !!</b></p> <p><b>The dance teacher will show some mudras and facial expressions used in Indian Classical dance .</b></p> <p>Bharatnatyam as a form of dance will be introduced. Students will become familiar with this dance form and focus on the facial expression used for communicating emotions.</p>	<p>Live worksheet</p> <p>M.C.Q</p>
--	------------------------------------------------------------------------------------	-------------------------------------------------------------------------------------------------------------------------------------	--------------------------------------------------------------------------------------------------------------------------------------------------------------------------------------------------------------------------------------------------------------------------------------------------------------------------------------------------------------------------------------------------------------------------------------------------------------------------------------------------------------------------------------------------------------------------------------------------------------------------------------------------------------------------------------------------------------------------------------------------------------------------------------------------------------------------------------------------------------------------------	------------------------------------

			 <p><b>Classical dances of India</b></p> <p>Bundelkhand explorer</p> <p>Draw a <b>Word Web</b> with new words you have learnt after this activity . Then think of 5 words related to each one of them</p> 	
--	--	--	---------------------------------------------------------------------------------------------------------------------------------------------------------------------------------------------------------------------------------------------------------------------------------------------------------------------------------------------------------------------------------	--

## AUGUST

Subject	Topics Covered	Learning Outcome	Activities	Review
ENGLISH	<p><b>Art Integration-</b></p> <p>Paper Dog Hand Puppet</p>  <p>L-4-Hachiko</p> 	<p><b>Each student will be able to :</b></p> <p>Make paper dog puppet</p> <p>Identify and describe different kinds of dogs and the loyalty of dogs read aloud the given text using correct pronunciation comprehend the story with understanding</p>	<p>Paper Dog Hand Puppet- Creative writing on Taking care of pets.</p>  <p>Reading the chapter with correct pronunciation</p>	<p>On the basis of making paper dog hand puppets</p> <p>Content based listening, reading, speaking and writing exercises</p> <p>MCQ</p>

		respond verbally/in writing to questions based on a story read	Write the difficult and new words	Short answers
	Vocabulary	write spellings of words	Finding word meanings using a dictionary-Bingo	Spell check Spellings
	word meanings	use dictionary to find the meanings of difficult words	Make meaningful sentences,	Quiz
	Make sentences	construct meaningful sentences with at least 5 difficult words.	Question answers-	Making sentences
	Question answers	answer some factual and inferential questions Frame at least two questions from the story	Frame 2 Questions from the chapter	On the basis of questions answered.
	vocabulary-		Game on synonyms Step Right Up! <a href="https://www.abcy.com/games/wordtoss_synonym_antonym">https://www.abcy.com/games/wordtoss_synonym_antonym</a>	Vocabulary assessment
	Words with similar meanings	learn the use of synonyms.		Google form
	Usage Adjectives-degrees of comparison		Dino Fishing- Game on degrees of comparison <a href="https://www.education.com/game/dino-fishing-comparing-adjectives/">https://www.education.com/game/dino-fishing-comparing-adjectives/</a>	Reciting the poem with correct pronunciation



poem- Colin



Pronunciation-  
pronouncing vowels

Writing- Describing  
animals  
Speaking- Talking  
about numbers



Speaking- Talking about numbers

Comprehension

Understand how to use degrees of  
comparison appropriately.

Describe a centipede, appreciate  
poetic thinking and recite the poem  
with correct pronunciation,  
intonation and pauses

*pronounce* the vowels clearly.

describe a picture. using adjectives

converse involving numbers.

Read with understanding



Centipede activity-Making a centipede using hands



Pronounce the sound of vowels correctly



Describing an animal-



Shopping in the mall-





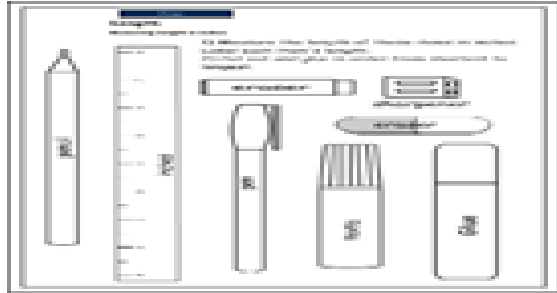

Reading a story

pronouncing words

Describing animals

Speaking skill  
comprehending  
the passage

<p><b>HINDI</b></p>	<p>पाठ अक्ल का पुरस्कार</p> <p>पाठ पठन</p> <p>शब्द अर्थ</p> <p>प्रश्न उत्तर</p> <p>संज्ञा शब्द ज्ञान</p> <p>व्याकरण</p> <p>अपठित गद्यांश</p> <p>राखी का त्योहार</p> <p>कविता का सरल वाचन</p> <p>- शब्द -अर्थ</p> <p>- वाक्य बनाना।</p> <p>- अनुछेद लेखन</p> <p>- लिंग बदलाव शब्द ज्ञान</p> <p>अपठित गद्यांश</p>	<p><u><b>प्रत्येक छात्र</b></u></p> <p>-पाठ प्रथम पृष्ठ पठन करने का प्रयास कर सकेंगे।</p> <p>-पाठ से जुड़े शब्द (४) के अर्थ जान कर लिख सकेंगे।</p> <p>-पाठ से जुड़े ३ प्रश्नों के उत्तर जान कर लेखन कर सकेंगे।</p> <p>संज्ञा शब्दों का ज्ञान जान कर लेखन कर सकेंगे। जैसे नाम ,जगह, जानवर चीज़ आदि</p> <p>-अपठित गद्यांश पठन और प्रश्नों के उत्तर लेखन में सक्षम हो सकेंगे।</p> <p>- कविता राखी का लय में सस्वर वाचन करना ४ से ५ पंक्तियाँ ।</p> <p>-कविता की ३ से ४ पंक्तियाँ पूरी करने में सक्षम हो सकेंगे ।</p> <p>-कविता से जुड़े शब्द अर्थ ( ३ से ४) जान सकेंगे।</p>	<p><u><b>रचनात्मक कार्य</b></u></p> <p>संज्ञा शब्दों का सुंदर संकेत कार्ड चित्र सहित तैयार कर के शब्द ज्ञान।</p> <p></p> <p><u><b>अनुभव आधारित अधिगम</b></u></p> <p>छात्रों को स्वयं या परिवार में किसी सदस्य के इनाम मिलने की खुशी का अनुभव एक दो वाक्यों में सुनाना ।</p> <p><u><b>कला एकीकृत गतिविधि</b></u></p> <p><u>मन में जीत की खुशी.....</u></p> <p>मेरा सुन्दर इनाम कागज़ से बनवाया जाएगा और मधुबनी चित्र कला द्वारा सजाया जाएगा ।</p> <p></p>	<p>गूगल फ़ॉर्म के माध्यमसे</p> <p>बहुविकल्पी</p> <p>प्रश्न-उत्तर</p> <p>विषय से जुड़ी मौखिक प्रश्नावली और चर्चा ।</p> <p>गूगल डॉक्स</p> <p>लाइव कार्य पत्र</p> <p>पाठ आधारित कार्य पत्र</p> <p>शब्दावली</p> <p>कला एकीकृत गतिविधि</p> <p>संज्ञा से जुड़ा कार्यपत्र</p>
---------------------	--------------------------------------------------------------------------------------------------------------------------------------------------------------------------------------------------------------------------------------------------------------------------------------------------------------------------	--------------------------------------------------------------------------------------------------------------------------------------------------------------------------------------------------------------------------------------------------------------------------------------------------------------------------------------------------------------------------------------------------------------------------------------------------------------------------------------------------------------------------------------------------------------------------	----------------------------------------------------------------------------------------------------------------------------------------------------------------------------------------------------------------------------------------------------------------------------------------------------------------------------------------------------------------------------------------------------------------------------------------------------------------------------------------------------------------------------------------------------------------------------------------------------------------------------------	---------------------------------------------------------------------------------------------------------------------------------------------------------------------------------------------------------------------------------------------------------------------------

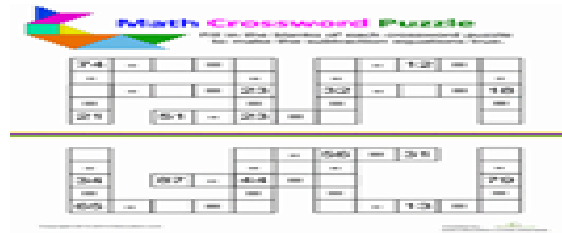
		<p>-राखी से जुड़े चित्र वर्णन में ५ वाक्य लेखन में सक्षम हो सकेंगे।</p> <p>अपठित गद्यांश पठन और ३ प्रश्नों के उत्तर</p> <p>लेखन में सक्षम हो सकेंगे।</p>	<p>रंग बिरंगी सुन्दर राखी बनाना और थाल सजाना राखी, दीपक ,मिठाई , कुमकुम आदि रखकर । घर की रसोई से चीजें लेकर थाल सजाना जैसे राजमा ,दाल आदि ।</p>	
MATH	<p><b>Topic</b></p> <p><b>Addition and Subtraction</b></p> <p><b>a. Introduction to units of length (millimeter, centimeter and meter)</b></p> <p><b>b. Statement questions on addition and subtraction (length and money)</b></p> <p><b>c. Checking answer of subtraction</b></p>	<p><b>Each student will be able to :</b></p> <p>a. State the metric unit of measuring length.</p> <p>b. Apply the skill of addition to solve real life problems</p> <p>c. Apply the skill of subtraction to solve real life problem</p> <p>d. Solve combined addition and subtraction problems</p> <p>e. Frame statement questions on addition and subtraction</p>	<p><b>Experiential learning:</b> I can measure: In this student will measure things kept in their pencil box using a ruler.</p>  <p><b>My dream house:</b> Students will use strips of paper to create their imaginary house and measure it.</p> 	<p>Google Form</p> <p>Worksheet on each topic mentioned herewith</p>

### d. Rounding numbers

f. Use the relationship between addition and subtraction to check the answer of subtraction.

g. Explain what is rounding of numbers.

### Crossword Puzzle



**Rounding cups:** Students will round off the given numbers to the nearest tens using ice-cream sticks and cups.



## Anchor chart








**Art integration and subject integration:** Discussion and research work on the number of dishes in Bihari Thali. Later students will frame statement questions around it.



Response to  
assessment  
activities

## Art Integration



<p>EVS</p>	<p>Food</p> <p>Kinds of Food</p>  <p>What food does</p> <p>How we get our food</p> <p>Vegetarian / Non Vegetarian food</p>	<p>Each student will be able to : <b>State</b> the kinds of food.</p> <p>Difference between fresh and stale food</p> <p>Learn the story of food from farm to plate</p> <p>Learn about Vegetarian / Non Vegetarian food</p>	<p>Art Integration Culinary Art <b>MASTER CHEF INTO MAKING !!</b></p>  <p>Make interesting vegetable craft .Learn creative ways to serve fruits and vegetables .</p> <p><b>Experiential Learning –</b> Fresh food vs stale food</p>  <p><b>Activity</b></p>  <p><b>Wrapper Collection</b></p> <p><b>Vegetarian and Nonvegetarian</b></p> <p>Collect two wrappers and paste them in your notebook .</p>  <p><b>Experiential Learning –</b></p>	<p>Google form</p> <p>Fill ups</p>
------------	-------------------------------------------------------------------------------------------------------------------------------------------------------------------------------------------------------------	--------------------------------------------------------------------------------------------------------------------------------------------------------------------------------------------------------------------------------	----------------------------------------------------------------------------------------------------------------------------------------------------------------------------------------------------------------------------------------------------------------------------------------------------------------------------------------------------------------------------------------------------------------------------------------------------------------------------------------------------------------------------------------------------------------------------------------------------------------------------------------------------------------------------------------------------------------------------------------------------------------------------------------------------------	------------------------------------

**Water**

**Features of water**

**Forms of water**

**Water changes form in nature**

**How we get water**

**Saving Water**

**Water Cycle**


Learn about various features of water

Identify the three forms of water

Learn how water reaches the taps in our homes

Coin slogans to save water

Filtering water using a filter paper and alum



**Art integration:**

Jal tarang: The Jal Tarang is a melodic percussion instrument which originates from the Indian subcontinent. It consists of a set of ceramic or



**Activity -**

Make a collage with a theme ' Save Water ' also add a catchy slogan / jingle .

**PROJECT**

**Activity -**




Water Cycle model using a paper plate



Question answers

Live worksheet

# SEPTEMBER

Subject	Topics Covered	Learning Outcome	Activities	Review
ENGLISH	<p><b>Art- Integration- Friendship bands</b></p>  <p><b>Annalisa and the Giant</b></p>  <p><b>vocabulary</b></p> <p><b>word meanings</b></p> <p><b>Make sentences</b></p>	<p><b>Each student will be able to :</b></p> <p>Make friendship bands and state the importance of friends.</p> <p>understand the theme of the story, that is, we must not judge people based on their appearance or what others say about them. read aloud the given text using correct pronunciation comprehend the story and summarize it</p> <p>write spellings of words</p> <p>use dictionary to find the meanings of difficult words</p> <p>construct meaningful sentences with at least 5 difficult words.</p>	<p><b>Art Integration- Friendship Bands</b></p>  <p>Reading the chapter with correct pronunciation</p> <p>Write the difficult and new word</p> <p>Finding word meanings using a dictionary-Bingo</p> <p>Make meaningful sentences,</p>	<p>On the basis of making a friendship band and stating the importance of friendship.</p> <p>Content based listening, reading, speaking and writing exercises</p> <p>Google form :</p> <p>MCQ</p> <p>Short answers</p> <p>Spell check</p> <p>On the basis of finding word meanings</p> <p>Making sentences</p>

### Question answers

### Vocabulary- word families



### Usage-

### Simple past and future tense



### Poem-Table and the chair



### Spelling- Syllables

answer some factual and inferential questions

Learning about word families.

To build understanding of simple past and future tense

Appreciate absurd poetry

### Answer the questions

Frame 2 questions from the chapter

Identifying word families



Story writing-



Identifying furniture in the house



Number of syllables-

On the basis of questions answered.

Vocabulary assessment

Google form

Reciting the poem with correct pronunciation

Google form



**Writing-Descriptive**  
Writing-describing places



**Speaking-**  
Introducing yourself



**Listening-**

Listening to the description of a place and drawing details



**Comprehension**

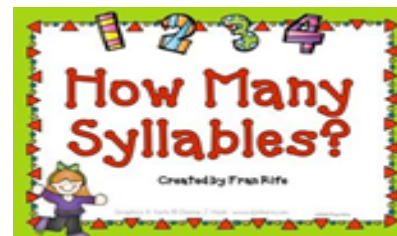
Identify syllables and divide words according to syllable sounds.

Identify descriptive words and use them to describe places

Introduce themselves verbally in complete sentences using appropriate language

Follow the text and draw the missing things in the picture.

Read with understanding



**Describing a place on mountains or beach-**



**I am-**



**Draw the missing details.**





**Reading a story**




Describing places

Introducing self

listening exercise


comprehending the passage

<p><b>HINDI</b></p>	<p>पाठ सदानीरा कावेरी</p> <p>पाठ का सरल पठन</p> <p>- शब्द -अर्थ</p> <p>- प्रश्न -उत्तर</p> <p>-वाक्य बनाना।</p> <p>पाठ कविता सारी दुनिया मेरी</p> <p><b>कविता का सरल वाचन</b></p> <p>- शब्द -अर्थ</p> <p>- वाक्य बनाना।</p> <p>अपठित गद्यांश</p> <p><b>सर्वनाम व्याकरण</b></p>	<p><u><b>प्रत्येक छात्र</b></u></p> <p>-पाठ का एक पृष्ठ पठन करने का प्रयास कर सकेंगे।</p> <p>-पाठ आधारित ३ से ४ वाक्य बनाने में सक्षम हो सकेंगे ।</p> <p>-पाठ से जुड़े शब्द अर्थ (४) जान कर लेखन कर सकेंगे।</p> <p>-पाठ से जुड़े ३ प्रश्नों के उत्तर जान कर लेखन कर सकेंगे।</p> <p>- कविता का लय में सस्वर वाचन करना।</p> <p>-कविता की पाँच पंक्तियाँ का उचित गान करने में सक्षम हो सकेंगे ।</p> <p>-कविता से जुड़े शब्द अर्थ ( ३ से ४) जान सकेंगे।</p> <p>-कविता से ३ से ४ वाक्य लेखन में सक्षम हो सकेंगे।</p> <p>अपठित गद्यांश पठन और प्रश्नों के उत्तर लेखन में</p> <p>सक्षम हो सकेंगे।</p>	<p><u><b>रचनात्मक कार्य</b></u></p> <p>दुनिया के मानचित्र पर भारत देश की पहचान</p> <p>दुनिया के मानचित्र पर भारत देश की पहचान, उस पर कोई भी दाल लगाकर भारत देश की पहचान और उस से जुड़ा संदेश देना ।</p>  <p><u><b>अनुभव आधारित अधिगम</b></u></p> <p>जल बचाव पर स्लोगन लेखन करना ,आप घर में किस प्रकार जल का बचाव करते हैं एक सूची बनाना।</p> 	<p>गूगल फ़ॉर्म के माध्यम से</p> <p>बहुविकल्पी</p> <p>प्रश्न-उत्तर</p> <p>विषय से जुड़ी मौखिक प्रश्नावली और चर्चा ।</p> <p>गूगल डॉक्स</p> <p>लाइव कार्य पत्र</p> <p>पाठ आधारित कार्य पत्र</p> <p>शब्दावली</p> <p>कला एकीकृत गतिविधि</p> <p>व्याकरण से जुड़ी कार्यपत्र</p>
---------------------	-----------------------------------------------------------------------------------------------------------------------------------------------------------------------------------------------------------------------------------------------------------------------------------------	------------------------------------------------------------------------------------------------------------------------------------------------------------------------------------------------------------------------------------------------------------------------------------------------------------------------------------------------------------------------------------------------------------------------------------------------------------------------------------------------------------------------------------------------------------------------------------------------	-------------------------------------------------------------------------------------------------------------------------------------------------------------------------------------------------------------------------------------------------------------------------------------------------------------------------------------------------------------------------------------------------------------------------------------------------------------------------------------------------------------------------------	-----------------------------------------------------------------------------------------------------------------------------------------------------------------------------------------------------------------------------------------------------------------------------------


		<p>सर्वनाम शब्दों का ज्ञान उनका लेखन कर सकेंगे। जैसे हम ,आप, मुझे तुम आदि</p> <p>सर्वनाम से जुड़े शब्द ( ४ से ५ ) वाक्य पूरे कर सकेंगे।</p>	<p><u>कला एकीकृत गतिविधि</u></p> <p><u>हम सब एक हैं देश चाहे अनेक हैं।</u></p> <p>सारी दुनिया मेरी यह एकता का संदेश' देते हुए , अपने हाथों की छाप चित्रकला से सुन्दर रंगीन दुनिया बनाना ।</p> <div style="display: flex; justify-content: space-around; align-items: center;">   </div>	
MATH	<p><b>Topic:</b></p> <p><b>Multiplication and Division</b></p> <p><b>a. Multiplication and division in real life.</b></p> <p><b>b. Multiplication of 3-digit numbers by a 1-digit number</b></p>	<p><b>Each student will be able to:</b></p> <p>a. Understand the need of multiplication and division in real life</p> <p>b. Multiply upto 3-digit numbers by a 1-digit number without regrouping</p> <p>c. Multiply upto 3-digit numbers by a 1-digit number with regrouping once.</p>	<p><b>Bingo game:</b> Teacher will say the factors and students will look for the product in the grid</p>  <p><b>Multiplication Array city:</b> Students will be creating array city with paper and write its corresponding multiplication sentence.</p>	<p>Google Form</p> <p>Worksheet on each topic mentioned herewith</p>




		<p>d. Multiply upto 3-digit numbers by a 1-digit number with regrouping twice</p> <p>e. Multiply upto 2-digit numbers by a 2-digit number without regrouping</p> <p>f. Multiply upto 2-digit numbers by a 2-digit number with regrouping</p> <p>g. Divide by equal sharing</p> <p>h. Divide by repeated subtraction</p> <p>i. Divide 1 digit number by 1 digit number</p> <p>j. State the relationship between multiplication and division</p> <p>k. Recognise symmetrical shapes and draw the line of symmetry.</p>
	<p><b>c. Division by equal sharing</b></p> <p><b>d. Division as repeated subtraction</b></p> <p><b>e. Division of 1 digit number by 1 digit number</b></p>	




**Multiplication Search:** In the given number search students will look for division and multiplication sentences.




**Multiplication Flower:** On the given outline of the flower students will choose one table and complete the flower.



**Division square**



**Fact Family**



**Board Game:** Multiplication Checker


Response to assessment activities
Art Integration

f. Symmetry



Art integration:

**Paper trick** – Students will fold and cut paper to form symmetrical designs.



EVS

The Earth



Layers of the Earth

Movements of the earth

**Each student will be able to :**

Identify the layers of the earth

Learn about the layers inside the earth

Understand the movements of the earth that cause revolution and rotation .

Understand why things on earth don't fall down

**Art Integration:**

Culinary Art

Trifle Pudding !!

Showing layers of the Earth



Worksheet



**L-6-Juan Bobo's Pot**



**Vocabulary**

**word meanings**

**Make sentences**

**Question answers**

**Vocabulary-  
Homophones**

*read aloud the given text using correct pronunciation*  
*Develop the language skills and comprehend the story*  
*describe briefly, orally / in writing about events, places and/or personal experiences*

write correct spellings of words

*use dictionary to find the meanings of difficult words*

*construct* meaningful sentences with at least 5 difficult words.

*answer* some factual and inferential questions

*Frame* at least two questions from the story

To build vocabulary by homophones

Reading the chapter with correct pronunciation

Write the difficult and new words


Finding word meanings using a dictionary-Bingo

Make meaningful sentences,

Question answers

Frame two questions from the chapter

Matching the homophones



Write sentences using 'was' and 'were'

Content based listening, reading, speaking and writing exercises

Google form

Google docs worksheet

On the basis of making meaningful sentences

On the basis of questions answered.

Google form


Live worksheet



Grammar- Use of  
was and were



Poem- The Letter 'A'



Writing-  
Thank You Note

Use was and were appropriately

Appreciate poetry.

Respect and Value many simple  
things in life that we take for granted

write a thank you note

Learn how to say sorry




Reciting the poem


Listing things which make our life easier



Writing a thank you note.



Speaking activity on saying sorry- Role Play






Guessing people on the basis of describing themselves-

Recitation of Poem

Writing a thank you  
note

Speaking skill on  
apologizing

Guess the person

	 <p><b>Speaking-</b></p> <p><b>Apologizing / Saying Sorry</b></p>  <p>Listening-</p> <p>Listening to people describing themselves / their interests</p> <p>Comprehension</p>	<p>Identifying people</p> <p>Read with understanding</p>	 <p>Read the passage and write the answers</p>	<p>On the basis of comprehending the passage</p>
<p><b>HINDI</b></p>	<p><b>कविता चिड़िया का गीत</b></p> <p><b>-- कविता का सरल वाचन</b></p> <p><b>- शब्द -अर्थ</b></p> <p><b>- वाक्य बनाना।</b></p>	<p><u><b>प्रत्येक छात्र</b></u></p> <p>-कविता की पाँच पंक्तियाँ लय में वाचन करने में सक्षम हो सकेंगे ।</p> <p>-कविता से जुड़े शब्द अर्थ ( ३ से ४) के अर्थ जान सकेंगे ।</p> <p>-कविता से ३ से ४ वाक्य लेखन में सक्षम हो सकेंगे।</p>	<p><u><b>रचनात्मक कार्य</b></u></p> <p>सूझ बूझ से जुड़ी पक्षियों की कहानी चित्र वर्णन द्वारा प्रस्तुतीकरण जैसे</p> <p>प्यारी कोयल की कहानी और उस से मिलने वाली शिक्षा साझा करना पतियों की चित्रकारी से एक पक्षी का निर्माण</p>	<p>गूगल फ़ॉर्म के माध्यमसे</p> <p>बहुविकल्पी</p> <p>प्रश्न-उत्तर</p> <p>विषय से जुड़ी मौखिक प्रश्नावली और चर्चा ।</p>



लेख देशी खाओ स्वस्थ रहो ।

पौष्टिक भोजन से जुड़े वाक्य  
लेखन।

व्याकरण

विशेषण

विलोम शब्द  
(बोर्ड गेम )

अपने भोजन की पौष्टिक थाली तैयार  
करना और उस में दाल, सब्ज़ी , रोटी',  
चावल', दही ,सलाद आदि रखना'। उसका

महत्व बताना उस से जुड़े २ से ३ वाक्य

लेखन में सक्षम हो सकेंगे।

विशेषण शब्दों का ज्ञान चित्र सहित  
जान कर ४ से ५ लेखन कर सकेंगे।  
जैसे ताकतवर, सुन्दर लाल आदि।

विशेषण शब्द का ज्ञान उन से जुड़े ४  
से ५ वाक्य पूरे

कर सकेंगे।

विलोम शब्दों का ज्ञान जान कर ४ से  
५ लेखन कर सकेंगे।

करना ।



अनुभव आधारित अधिगम

स्वस्थ खाओ तन मन जगाओ

भोजन की पौष्टिक थाली तैयार करना और उचित खान पान

का महत्व बताना।



गूगल डॉक्स

लाइव कार्य पत्र

पाठ आधारित कार्य  
पत्र

शब्दावली

व्याकरण से  
जुड़ी कार्यपत्र

बोर्ड खेल द्वारा , खेल खेल से चित्र सहित कार्ड द्वारा। जैसे मोटा पतला, सुखी दुखी आदि।

छात्र २ से ३ कार्ड बनाने में सक्षम हो सकेंगे।

### कला एकीकृत गतिविधि

पक्षियों का प्यारा संसार.....

पक्षियों के बारे में वाक्य लेखन और उनका सुन्दर

घोसला एक कटोरी में रुई घास पत्ते आदि लेकर बनाना।

अरविन्द गुप्ता द्वारा रचित पुस्तिका से जानकारी लेते


हुए अंगूठे और उंगली छाप से दो या तीन पक्षी बनाना।



बोर्ड खेल द्वारा उचित विलोम शब्द जानना , खेल खेल में चित्र कार्ड द्वारा उत्तर देना।



कला एकीकृत  
गतिविधि

MATH	<p>Multiplication and Division</p> <p>a. Properties of division</p> <p>b. Division of 2-digit numbers by 1-digit number without remainder</p> <p>c. Division of 2-digit numbers by 1-digit number with remainder</p> <p>d. Division of 3-digit numbers by 1-digit number without remainder</p> <p>e. Division of 3-digit numbers by 1-digit number with remainder</p> <p>f. Check division using multiplication</p> <p>g. Statement questions on multiplication and</p>	<p>Each student will be able to :</p> <p>a. State the properties of division</p> <p>b. Divide up to 2-digit numbers by a 1-digit number without remainder</p>	<p><u>Spin and Divide:</u> Students will spin both the wheels and form a division question to be solved.</p> <div><p><b>SPIN &amp; divide</b> by 3</p><table><tr><td>3</td><td>7</td><td>10</td><td>6</td><td>3</td></tr><tr><td>9</td><td>4</td><td>2</td><td>12</td><td>5</td></tr><tr><td>7</td><td>5</td><td>8</td><td>10</td><td>12</td></tr><tr><td>2</td><td>4</td><td>6</td><td>3</td><td>11</td></tr><tr><td>6</td><td>8</td><td>11</td><td>9</td><td>5</td></tr></table><p><b>DIRECTIONS:</b> Spin a number on the wheel. Divide by 3, then cover it on the board. If someone has already covered that spot, the next player goes. The first person to get 5 in a row wins.</p><p>Created By Maria J</p></div> <p><u>Division Square:</u> Each row and column is a division problem. Fill in the division symbol or equal to symbol wherever required.</p> <p><b>Division square</b> each row and column is a division problem complete the math and write the answers in the empty spaces. Fill in <math>\div</math> or <math>=</math> in small squares wherever required. One is done for you.</p> <table><tr><td>90</td><td><math>\div</math></td><td>5</td><td><math>=</math></td><td>18</td></tr><tr><td><math>\div</math></td><td></td><td><math>\div</math></td><td></td><td><math>\div</math></td></tr><tr><td>6</td><td><math>\div</math></td><td>1</td><td><math>=</math></td><td>6</td></tr><tr><td><math>=</math></td><td></td><td><math>=</math></td><td></td><td><math>=</math></td></tr><tr><td>15</td><td><math>\div</math></td><td>5</td><td><math>=</math></td><td>3</td></tr></table>	3	7	10	6	3	9	4	2	12	5	7	5	8	10	12	2	4	6	3	11	6	8	11	9	5	90	$\div$	5	$=$	18	$\div$		$\div$		$\div$	6	$\div$	1	$=$	6	$=$		$=$		$=$	15	$\div$	5	$=$	3	<p>Google Form</p> <p>Worksheet on each topic mentioned herewith</p> <p>Response to assessment activities</p> <p>Art Integration</p>
3	7	10	6	3																																																		
9	4	2	12	5																																																		
7	5	8	10	12																																																		
2	4	6	3	11																																																		
6	8	11	9	5																																																		
90	$\div$	5	$=$	18																																																		
$\div$		$\div$		$\div$																																																		
6	$\div$	1	$=$	6																																																		
$=$		$=$		$=$																																																		
15	$\div$	5	$=$	3																																																		

division (length and money)

h. Patterns

c. Divide up to 2-digit numbers by a 1-digit number with remainder

d. Divide of 3-digit numbers by 1-digit number without remainder

e. Division of 3-digit numbers by 1-digit number with remainder

f. Check division using multiplication

g. Apply multiplication and division to solve real life problems

h. Identify the rule for a pattern formed by shapes or numbers and continue it.






**Experiential Learning activity:** Figure me out








**Board Game:** Flower Monster



**Art Integration - Madhubani painting**, also referred to as Mithila Art is characterized by line drawings filled in by bright colours and contrasts or patterns. The themes & designs widely painted are of Hindu deities such as Krishna, Rama, Siva, Durga, Lakshmi, Saraswati, Sun and Moon, Tulasi plant, court scenes, wedding scenes, social happenings etc. Students will make Madhubani tea coasters.

				
<b>EVS</b>	<p>World of animals</p> <p>Characteristics of animals</p> <p>Water animals</p> <p>Land animals</p> <p>Birds</p> <p>Caring for animals</p> <p>The World Of Plants</p> <p>Plants need air</p>	<p>Learn about the food , habitat and other features of animals .</p> <p>Learn about the aquatic world and various species of fishes</p> <p>List features of of our feathered friends</p> <p>Understand who a vet is and importance of caring for animalsEach child will be able to</p> <p>List the specific characteristics of plants</p> <p>Identify the different kinds of plants around them</p>	<p><b><u>Activity</u></b></p> <p>Paint stones with pictures of your favourite animals / birds . Also speak a few lines why it is your favourite animal .</p>  <p><b><u>2.Performing Art Integration</u></b></p> <p>Finger <u>puppet making</u>:</p> <p>Students will make finger puppets and present a story from Jataka tales/ Karadi tales or Aesop’s fables where animals could talk .</p>  <p><b><u>Experiential learning</u></b></p>	<p>Question Answers</p> <p>M.C.Q</p> <p>Fill ups</p>




Plants need water				
Parts of a plant	Learn about the different parts of a plant and their functions.			worksheet
Uses of plants	<b>List</b> various uses of plants		<p>1.Introduce yourself as a plant explaining the parts of the plant with their functions .</p> <p><b>Activity</b>  2 .Make a <b>TORAN</b> with leaves of different shapes and hang it on the entrance door . Observe the difference in shapes and size of different leaves.</p> 	
Safety	<b>Each student will be able to</b>		<p><b>2.1 Art Integration:</b></p> <p><b>Chlorophyll Painting !!</b>  Students will crush leaves , beetroot, flowers etc then paint something using the juices extracted .</p> <p>Chlorophyll Painting</p> 	
Safety on the road	Identify the dangerous situations and things			
Safety at home	Understand the need for safety			
Safety at school	List safety measures to be followed at home , school , road			

	First aid	<p>List the precautions</p> <p>Understand the basic first aid measures to be taken</p>	<p><b>Activity</b></p> <p><b>Make Buntings</b> Make buntings to decorate your room / study table . Write one safety rule each on it .Put it in your room to decorate it and remind you of the safety</p>  <p>1)Performing Arts Integration</p> <p>Safety Marshall-</p>  <p>Roleplay on dos and don'ts on the road.</p> <p><b><u>Experiential learning</u></b></p> <p>Virtual tour to a traffic park</p> <p>Activity- Make a road sign awareness chart</p>	<p>Worksheet</p> <p>Quiz</p> <p>Google form</p>
--	-----------	----------------------------------------------------------------------------------------	---------------------------------------------------------------------------------------------------------------------------------------------------------------------------------------------------------------------------------------------------------------------------------------------------------------------------------------------------------------------------------------------------------------------------------------------------------------------------------------------------------------------------------------------------------------------------------------------------------------------------------	-------------------------------------------------

## NOVEMBER

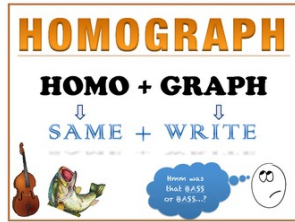
Subject	Topics Covered	Learning Outcome	Activities	Review
---------	----------------	------------------	------------	--------



<p>ENGLISH</p>	<p>Art Integration-</p> <p>Bread Chaat</p>  <p>L-7-Tooth Troubles</p>  <p>Vocabulary</p> <p>word meanings</p> <p>Make sentences</p> <p>Question answers</p>	<p>Each student will be able to</p> <p>Make Bread Chaat using some easily available ingredients</p> <p>read aloud the given text using correct pronunciation <i>Develop</i> the language skills and comprehend the story <i>describe</i> briefly, orally / in writing about events, places and/or personal experiences</p> <p><i>write</i> correct spellings of words</p> <p><i>use</i> dictionary to find the meanings of difficult words</p> <p><i>construct</i> meaningful sentences with at least 5 difficult words.</p> <p><i>answer</i> some factual and inferential questions <i>Frame</i> at least two questions from the story</p>	<p>Bread Chaat</p>  <p>Reading the chapter with correct pronunciation and understanding</p> <p>Write the difficult and new words</p> <p>Finding word meanings using a dictionary-Bingo</p> <p>Make meaningful sentences,</p> <p>Question Answers.</p> <p>Frame at least 2 questions from the chapter</p>	<p>On the basis of culinary art.</p> <p>Content based listening, reading, speaking and writing exercises</p> <p>Google form</p> <p>Google docs worksheet</p> <p>On the basis of making meaningful sentences</p> <p>On the basis of questions answered.</p>
----------------	-------------------------------------------------------------------------------------------------------------------------------------------------------------------------------------------------------------------------------------------------------------------------------------------------------------------------------	---------------------------------------------------------------------------------------------------------------------------------------------------------------------------------------------------------------------------------------------------------------------------------------------------------------------------------------------------------------------------------------------------------------------------------------------------------------------------------------------------------------------------------------------------------------------------------------------------------------------------------------------------------	---------------------------------------------------------------------------------------------------------------------------------------------------------------------------------------------------------------------------------------------------------------------------------------------------------------------------------------------------------------------------------------------	------------------------------------------------------------------------------------------------------------------------------------------------------------------------------------------------------------------------------------------------------------

Vocabulary-

homographs



Usage-

Adverb of manner



Poem- The Rainbow Fairies



writing-Describing actions- using adverbs



Speaking- agreeing and disagreeing

Understand the correct meaning of homographs with relation to context


Understand about adverb of manner

Recite the poem with correct pronunciation

Identify adverbs and use them creatively

Identify the statement on which we agree and disagree

Writing two different sentences using the homograph




Writing words in correct order to form sentences.



Reciting the poem

Writing the colours of the rainbow and drawing a rainbow.








Picture composition

Google form

Google doc worksheet

Recitation of the poem

On the basis of describing the picture.

	 <p>Listening- Identifying professions</p>  <p>Comprehension</p>	<p>Recognize people with different professions</p> <p>Reading a passage</p>	 <p>Agree or Disagree -Activity</p>  <p>Identifying jobs on the basis of description</p>  <p>Reading a story</p>	<p>On the basis of agreeing and disagreeing to statements and give reason</p> <p>On the basis of guessing the profession</p> <p>On the basis of comprehending the passage.</p>
HINDI	<p>पाठ बल्लू हाथी का बालघर</p> <p>जंगली और पालतू जानवरों की पहचान .</p> <p>पाठ का सरल पठन</p> <ul style="list-style-type: none"> <li>- शब्द -अर्थ</li> <li>- प्रश्न -उत्तर</li> <li>-वाक्य बनाना।</li> </ul>	<p><u>प्रत्येक छात्र</u></p> <ul style="list-style-type: none"> <li>-पाठ पठन करने का प्रयास कर सकेंगे</li> <li>-पाठ आधारित वाक्य पूरे करने में सक्षम हो सकेंगे ।</li> <li>-पाठ से जुड़े शब्द अर्थ ( ४) के अर्थ जान कर लेखन कर सकेंगे।</li> </ul>	<p><u>रचनात्मक कार्य</u></p>	<p>गूगल फॉर्म के माध्यमसे</p> <p>बहुविकल्पी</p> <p>प्रश्न-उत्तर</p> <p>विषय से जुड़ी मौखिक प्रश्नावली और चर्चा ।</p>


व्याकरण क्रिया शब्द ज्ञान

-पाठ से जुड़े ३ प्रश्नों के उत्तर जान कर लेखन कर सकेंगे।

क्रिया शब्द का ज्ञान चित्र सहित जान कर ४ से ५ का लेखन कर सकेंगे।  
जैसे

खेलना , सोना , भागना आदि।

जानवरों के घर का निर्माण पेंसिल छीलन , माचिस , झाड़ू आदि चीजों से करना और एक जानवर से जुड़े



वाक्य लेखन कार्य ।

अनुभव आधारित अधिगम

चिड़िया घर की सैर से जुड़े नियम पालन पर स्लोगन लेखन कार्य करना ।



कला एकीकृत गतिविधि

गूगल डॉक्स

लाइव कार्य पत्र


पाठ आधारित कार्य पत्र

शब्दावली

व्याकरण से जुड़ी कार्यपत्र

कला एकीकृत

गतिविधि

			<p><u>आओ मुझे मिलो और जानो.....</u></p> <p>जानवरों के मुखौटे बनाना और उनकी जानकारी देना ।</p> <p>कोई एक जंगली और पालतू जानवर का मुखौटा बनाकर</p>  <p>तैयार करना जैसे भालू ,शेर , बकरी , कुत्ता आदि ।</p>	
MATH	<p><b>Topic</b></p> <p><b>Fraction</b></p> <p>a. Meaning of a fraction -Whole and fractions</p> <p>i. halves</p> <p>ii. thirds</p> <p>iii. fourths</p>	<p><b>Each student will be able to:</b></p> <p>a. Represent a part of a whole or a collection as a fraction.</p> <p>b. Explain numerator and denominator in a fraction.</p>	<p><u><b>Art integration:</b></u></p> <p>Students will be asked to divide a rectangle into equal squares. It will be further integrated with Phulkari work where a rectangular piece of cloth is further fractioned into squares and turned into dupatta. Find out the state where this art form comes from and the tribe associated with it.</p>	<p>Google Form</p> <p>Worksheet on each topic mentioned herewith</p>

b. Some other fractions

c. Numerator and denominator

d. Fraction of a collection

e. Comparing fractions


f. Introduction to the units of Mass ( kg and g)

c. Find a fraction of a collection

d. Compare like fractions.

e. Use fractions to solve real life problems


f. State the metric unit of measuring mass.



Paper flower: Students will make a fraction flower by choosing a fraction and showing it in different shapes.



Fraction Kite: Students will use five different colours to colour their grid. Later they will write the fraction of each colour on the tail of the kite.



Spring comparing activity: Students will draw butterflies and write like a fraction on the wings. Later they will compare the fraction by inserting in  $<$ ,  $>$  or  $=$  symbol.


Response to assessment activities

Art Integration



## Experiential Learning

Fraction with fruits: Students will find the fraction of each fruit in their fruit basket.



How much does it weigh: Students will guess the weight of each item and then compare it with the actual weight.



[illegible][illegible]

Uses of plants  
How plants make food ?



#### Activity

Make a **TORAN** with leaves of different shapes and hang it on the entrance door . Observe the difference in shapes and size of different leaves.



## DECEMBER

Subject	Topics Covered	Learning Outcome	Activities	Review
ENGLISH	Art Integration-Handprint Christmas tree	Each student will be able to- Make a Christmas Tree using hand print	HandPrint Christmas Tree	On the basis of a Christmas tree made.



L-2- The Story of Rudolph



Vocabulary

word meanings

Make sentences

Question answers

Vocabulary-words related to Christmas



*read aloud* the given text using correct pronunciation  
*Develop* the language skills and comprehend the story  
*describe* briefly, orally / in writing about events, places and/or personal experiences

*write* correct spellings of words

*use* dictionary to find the meanings of difficult words

*construct* meaningful sentences with at least 5 difficult words.

*answer* some factual and inferential questions  
*Frame* at least two questions from the story

Identify things related to Christmas



Reading the chapter with correct pronunciation and understanding

Write the difficult and new words

Finding word meanings using a dictionary-Bingo

Make meaningful sentences,

Question- Answers

Frame at least 2 questions from the chapter

Draw a Christmas scene and label

Content based listening, reading, speaking and writing exercise

Google form

Bingo on word meanings

On the basis of making meaningful sentences

On the basis of questions answered.

Google form

Usage- Statement and order



Poem- I am a Polar Bear



Speaking- making a wish



Listening-Listening to a song



Comprehension

Identify difference between statements and order

Recite the poem with correct pronunciation

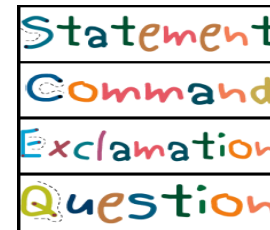
*Making a wish*

Identify and learn Christmas carols

Reading the passage



Write sentences with statement and order



Writing facts about Polar Bear



What I wish for?



Singing a Christmas Carol



Reading the comprehension

Interactive worksheet

Recitation of poem

On the basis of sharing the wish

On the basis of singing Christmas carols

On the basis of comprehending the passage

HINDI	<p>पाठ ऐसे मिली सज़ा शब्द अर्थ प्रश्न उत्तर</p> <p>अनुच्छेद लेखन पेड़ों का महत्व। है और हैं का दोहराव वाक्यों में करना।</p> <p>अपठित गद्यांश</p>	<p><b>प्रत्येक छात्र</b></p> <ul style="list-style-type: none"> <li>-पाठ पठन करने का प्रयास कर सकेंगे</li> <li>-पाठ आधारित पेड़ों से जुड़े लाभ वाक्य पूरे करने में सक्षम हो सकेंगे ।</li> <li>-पाठ से जुड़े शब्द अर्थ ( ४) अर्थ जान कर लेखन कर सकेंगे।</li> <li>-पाठ से जुड़े ३ प्रश्नों के उत्तर जान कर लेखन कर सकेंगे।</li> </ul> <p>अनुच्छेद लेखन पेड़ों के महत्व ८ से १० वाक्यों सहित लेखन में सक्षम ।</p> <p>व्याकरण है और हैं का दोहराव ४ से ५ शब्द और वाक्यों में कर सकेंगे ।</p> <p>अपठित गद्यांश पठन और प्रश्नों के उत्तर लेखन में सक्षम हो सकेंगे।</p>	<p><b>रचनात्मक कार्य</b></p> <p>पेड़ों के बचाव का स्लोगन बनाकर उसका प्रचार कोई माध्यम से करना जैसे पावर पॉइंट प्रस्तुतीकरण , गीत रिकॉर्डिंग या वीडियो प्रस्तुतीकरण द्वारा ।</p> <div data-bbox="1176 360 1583 644"> </div> <p><b>अनुभव आधारित अधिगम</b></p> <p>पेड़ों से लाभ धरती पर हरियाली रखने का संदेश का निर्माण करना</p> <p>और अपने पड़ोस में भेजना ।</p> <div data-bbox="1176 1104 1583 1388"> </div>	<p>गूगल फ़ॉर्म के माध्यमसे बहुविकल्पी</p> <p>प्रश्न-उत्तर</p> <p>विषय से जुड़ी मौखिक प्रश्नावली और चर्चा ।</p> <p>गूगल डॉक्स</p> <p>लाइव कार्य पत्र</p> <p>पाठ आधारित कार्य पत्र</p> <p>शब्दावली</p> <p>व्याकरण से जुड़ी कार्यपत्र</p>
-------	--------------------------------------------------------------------------------------------------------------------------------------------------------------	------------------------------------------------------------------------------------------------------------------------------------------------------------------------------------------------------------------------------------------------------------------------------------------------------------------------------------------------------------------------------------------------------------------------------------------------------------------------------------------------------------------------------------------------------------------	--------------------------------------------------------------------------------------------------------------------------------------------------------------------------------------------------------------------------------------------------------------------------------------------------------------------------------------------------------------------------------------------------------------	----------------------------------------------------------------------------------------------------------------------------------------------------------------------------------------------------------------------------------------

### कला एकीकृत गतिविधि

कला एकीकृत  
गतिविधि




#### दिल से प्यार भरे संदेश.....

पेड़ की अलग अलग पत्तियों के छाप से सुन्दर कार्ड या  
उपहार का रंगीन कागज़ बनाना अपने प्रियजनों को देने के  
लिए






बनाना ।



<p><b>MATH</b></p>	<p><b>Topic</b></p> <p><b>Time</b></p> <p>a. Telling the time to the nearest 5 minutes</p> <p>b. Time interval</p> <p>c. Time before and after</p> <p>d. Using a.m. and p.m.</p> <p>e. Telling time to the quarter hour</p> <p>f. Writing time in the 24 hour format</p> <p>g. Introduction to the units of Capacity ( l and ml)</p>	<p><b>Each student will be able to:</b></p> <p>a. Read the clock and tell time to nearest 5 minutes.</p> <p>b. Estimate and measure time intervals</p> <p>c. Write time a.m. and p.m.</p> <p>d. Read and represent a time to the nearest quarter hour</p> <p>e. Read time using 24 hour clock</p> <p>f. State the metric unit of measuring capacity</p>	<p><b><u>Art Integration</u></b></p> <p><u>Gond Art:</u> Students will become aware of Gond art from Madhya Pradesh. Later students will design their own wall clock with gond art.</p>  <p><u>Daily activities:</u>Students sort activities on the basis of A.M. or P.M.</p>  <p><u>Bingo:</u> Students will play Bingo game</p>  <p><u>What can you do in:</u> Students will list a few activities they like doing. Later they will decide on the time taken to do it.</p>	<p>Google Form</p> <p>Worksheet on each topic mentioned herewith</p> <p>Response to assessment activities</p> <p>Art Integration</p>
--------------------	--------------------------------------------------------------------------------------------------------------------------------------------------------------------------------------------------------------------------------------------------------------------------------------------------------------------------------------	---------------------------------------------------------------------------------------------------------------------------------------------------------------------------------------------------------------------------------------------------------------------------------------------------------------------------------------------------------	-----------------------------------------------------------------------------------------------------------------------------------------------------------------------------------------------------------------------------------------------------------------------------------------------------------------------------------------------------------------------------------------------------------------------------------------------------------------------------------------------------------------------------------------------------------------------------------------------------------------------------------------------------------------------------------------------------------------------------------------	--------------------------------------------------------------------------------------------------------------------------------------



			 <p><u>Race to the noon:</u> Students take turns rolling the dice that have them go forward 1 or 2 hours, back 1 hour, all the way back to midnight, etc. The first person to get their dough hand all the way around the clock and back to the 12 (noon) wins!</p>  <p><u>Exploring labels of liquid</u></p> 	
EVS	<p><b>Topic:</b></p> <p><b>Safety</b> (Dangers and safety measures)</p> <p>Safety on the road</p> <p>Safety at home</p>	<p><b>Each student will be able to</b></p> <p>Identify the dangerous situations and things</p> <p>Understand the need for safety</p> <p>List the precautions</p>	<p><b>Art Integration</b></p> <p><b>Make Buntings</b> Make buntings to decorate your room / study table . Write one safety rule each on it .Put it in your room to decorate it and remind you of the safety rules .</p>	M.C.Q

Safety at school

First aid

**Finding a place**

Landmarks

Sketch

Plan

Maps

Political and physical

**Directions**

**Each student will be able to**

Understand what are landmarks and identify some of them on the way to an important place.

Draw a sketch of the route from school to home or vice versa

Identify and understand the plan of their building/society.

List out the advantages of a map over a rough sketch.

Difference between political and physical map.

Correctly identify the four cardinal directions.



### Activity

Create your own symbols to show a church, temple, tree, huts, police station, river, hospital on a sketch or a map of an area .



### Experiential learning

Virtual tour to a traffic park

Activity- Make a road sign awareness chart

### Experiential activity:

Treasure hunt using a map

M.C.Q

## JANUARY

**Subject**

**Topics Covered**

**Learning Outcome**

**Activities**

**Review**

## ENGLISH

### Art Integration-

Sea creatures using clay



shutterstock.com · 522375505

Ch- We Saved a Whale



vocabulary

word meanings

Make sentences

Each student will be able to

Make sea creatures using clay

*read aloud* the given text using correct pronunciation  
*Develop* the language skills and comprehend the story

*describe* briefly, orally / in writing about events, places and/or personal experiences


write correct spellings of words

use dictionary to find the meanings of difficult words

*construct* meaningful sentences with at least 5 difficult words.

### Art Integration-

Sea creatures using clay



Reading the chapter with correct pronunciation and understanding

Write facts about Whales



Write the difficult and new words

Finding word meanings using a dictionary-Bingo

Make meaningful sentences

Make sea creatures using clay dough.







Content based listening, reading, speaking and writing exercises



Google form

Bingo on word meanings

On the basis of making meaningful sentences



	<p>Speaking- Offering help</p>  <p>Listening- Listening to a conversation</p> <p>Poem- A Blue Whale</p>  <p>- Comprehension</p>	<p>How can we offer help?</p> <p>Comprehend the conversation</p> <p><i>Appreciate poetry. Recite with correct pronunciation</i></p> <p>Comprehend the passage</p>	<p>Role play on offering help</p>  <p>Listening to a conversation and answering questions</p>  <p>Easy Origami for kids Whale step by step</p>  <p>Reading the passage</p> 	<p>On the basis of role play</p> <p>On the basis of comprehending conversation</p> <p>On the basis of reciting the poem</p> <p>On the basis of comprehending the passage</p>
HINDI	<p>पाठ एक दिन लाल किले में शब्द अर्थ प्रश्न उत्तर वाक्य लेखन</p>	<p><u>प्रत्येक छात्र</u> -पाठ पठन करने का प्रयास कर सकेंगे</p>	<p><u>रचनात्मक कार्य</u></p>	<p>गूगल फॉर्म के माध्यम से बहुविकल्पी प्रश्न-उत्तर</p>

	<p>चित्र वर्णन</p> <p>अनुच्छेद लेखन</p> <p>अपठित गद्यांश</p>	<p>-पाठ आधारित पेड़ों से जुड़े लाभ वाक्य पूरे करने में सक्षम हो सकेंगे ।</p> <p>-पाठ से जुड़े शब्द अर्थ ( ३ से ४) अर्थ जान कर लेखन कर सकेंगे।</p> <p>-पाठ से जुड़े ३ प्रश्नों के उत्तर जान कर लेखन कर सकेंगे।</p> <p>अनुच्छेद लेखन लाल किले की सैर ८ से १० वाक्यों सहित लेखन में सक्षम ।</p>	<p>दिल्ली में देखने लायक ऐतिहासिक जगहों की सूची बनाना। लाल किला का निर्माण रंगीन कागज़ पर बिंदियों और अन्य सामग्री लगाकर बनाना ।</p>  <p><u>अनुभव आधारित अधिगम</u></p> <p>तिरंगा सलाद खूबसूरती से बना कर सजाना । भारत के झंडे के रंगों के फलों और सब्जियों का चुनाव कर के सलाद बनाना ।</p> 	<p>विषय से जुड़ी मौखिक प्रश्नावली और चर्चा ।</p> <p>गूगल डॉक्स</p> <p>लाइव कार्य पत्र</p> <p>पाठ आधारित कार्य पत्र</p> <p>शब्दावली</p> <p>व्याकरण से जुड़ा कार्यपत्र</p> <p>कला एकीकृत गतिविधि</p>
--	--------------------------------------------------------------	----------------------------------------------------------------------------------------------------------------------------------------------------------------------------------------------------------------------------------------------------------------------------------------------	--------------------------------------------------------------------------------------------------------------------------------------------------------------------------------------------------------------------------------------------------------------------------------------------------------------------------------------------------------------------------------------------------------------------------------------------------------------------	----------------------------------------------------------------------------------------------------------------------------------------------------------------------------------------------------

			<p><u>कला एकीकृत गतिविधि</u></p> <p><u>भारत अनेकता में एकता का प्रतीक है।</u></p> <p>अपने पसंद के भारत के राज्य की वेश भूषा में तैयार होकर उस राज्य की प्रस्तुतीकरण देना जैसे बंगाल , राजस्थान आदि। नृत्य कक्षा की अध्यापिका द्वारा भारत के एक राज्य के नृत्य की प्रस्तुतीकरण ।</p> 	
MATH	<p><b>Topic</b></p> <p><b>Data handling and Calendar</b></p> <p>a. Pictograph – one symbol showing many objects</p>	<p><b>Each student will be able to:</b></p> <p>a. Interpret data represented in a pictograph and a bar graph</p>	<p><u><b>Experiential Learning</b></u></p> <p><u>Birthday Graph:</u></p>	Google Form



b. Bar Graph

c. Calendar

b. Represent data in a pictograph and a bar graph

c. Write the month of the year in order.

d. Write dates in the correct format.



Roll and graph dice game:

A worksheet for a 'ROLL AND GRAPH' game. It includes a title, a question 'How many times did you roll these dice?', a table for recording results, and a large grid for graphing. There are also small dice illustrations at the top and bottom.

Roll a pie chart:



Tick tac graph

A worksheet titled 'Tic-Tac-GRAPH' with a grid and various questions. It includes a title, instructions, and several questions related to the graph. There are also small illustrations of a boy and a girl.

Worksheet on each topic mentioned herewith




Response to assessment activities




Art Integration



	National symbols		 <p><b>National Symbols of India</b></p>	
	The People		<p><b>Project - State Showcase</b></p> <p>The class can be divided into groups. Each group will be encouraged to find out about the climate, flora and fauna, food, clothes of the state they select etc.</p>	Liveworksheet

## FEBRUARY & MARCH

Subject	Topics Covered	Learning Outcome	Activities	Review
ENGLISH	<p><b>Art Integration-</b></p> <p>Making a musical instrument</p>  <p>Ch- A Day at the Swamp</p> 	<p><b>Each student will be able to</b></p> <p>Make a musical instrument</p> <p><i>read aloud</i> the given text using correct pronunciation  <i>Develop</i> the language skills and comprehend the story  <i>describe</i> briefly, orally / in writing about events, places and/or personal experiences</p> <p><i>write</i> correct spellings of words</p>	<p><b>Art Integration-</b> Making a paper flute</p>  <p>Paper Flute</p> <p>Reading the chapter with correct pronunciation and understanding</p> <p>Write the difficult and new words</p>	<p>On the basis of musical instrument made</p> <p>Content based listening, reading, speaking and writing exercises</p> <p>On the basis of spellings written</p>

<p>Vocabulary</p> <p>word meanings</p> <p>Make sentences</p> <p>Question answers</p> <p>Vocabulary- Compound words</p>  <p>Usage- Conjunction but, so</p>	<p><i>use</i> dictionary to find the meanings of difficult words</p> <p><i>construct</i> meaningful sentences with at least 5 difficult words.</p> <p><i>answer</i> some factual and inferential questions</p> <p><i>Frame</i> at least two questions from the story</p> <p>Identify compound words</p> <p>Join the sentences using conjunctions</p>	<p>Finding word meanings using a dictionary-Bingo</p> <p>Make meaningful sentences,</p> <p>Question- answers</p> <p>Frame two questions from the story</p> <p>Matching words to form compound words</p>  <p>Joining sentences using conjunctions</p> 	<p>Bingo on word meanings</p> <p>On the basis of making meaningful sentences</p> <p>On the basis of questions answered.</p> <p>Google doc worksheet</p> <p>Join the sentences using conjunctions</p>
-----------------------------------------------------------------------------------------------------------------------------------------------------------------------------------------------------------------------------------------------------	------------------------------------------------------------------------------------------------------------------------------------------------------------------------------------------------------------------------------------------------------------------------------------------------------------------------------------------------------	--------------------------------------------------------------------------------------------------------------------------------------------------------------------------------------------------------------------------------------------------------------------------------------------------------------------------------------------------------------------------------------------------------------------------------	------------------------------------------------------------------------------------------------------------------------------------------------------------------------------------------------------



Writing-  
Writing short messages



Poem- The Tree



Speaking-  
Describing actions



Write the message

*Appreciate* poetry. Recite with  
correct pronunciation

Identify the actions

Sing along with the song


Writing a short message to your friend



Identify any one tree that grows in your neighbourhood.  
Draw its picture and find the benefits from the tree.



Picture Composition



Listening to 'The Dino Song' and filling the blanks



On the basis of  
message writing

On the basis of  
reciting the poem

On the basis of  
describing a picture

On the basis of  
listening to the song

Listening-

Listening to a Song



Comprehension

Art Integration-

Paper Mache



Ch- Something from Nothing

Vocabulary

Comprehend the passage

Make paper Mache things

*read aloud* the given text using correct pronunciation  
*Develop* the language skills and comprehend the story

*describe* briefly, orally / in writing about events, places and/or personal experiences

*write* correct spellings of words

*use* dictionary to find the meanings of difficult words

Reading the passage

Making things using Paper Mache



Making best out of waste. Read with understanding



Write the difficult and new words

Finding word meanings using a dictionary-Bingo

On the basis of comprehending the passage

On the basis of the activity

Content based listening, reading, speaking and writing exercises

On the basis of spellings written

On the basis of finding word meanings

word meanings

Make sentences

Question answers

Poem- The Young Dandelion



Vocabulary- guessing occupations



Writing-Facts and Opinions

*construct* meaningful sentences with at least 5 difficult words.

*answer* some factual and inferential questions

*Frame* at least two questions from the story

*Appreciate* poetry. Recite with correct pronunciation

Identifying the occupation

Differentiate between facts and opinions

Make meaningful sentences

Questions answered orally and framing questions

Learning the names of weeds and pasting their pictures



Who am I?



Stating a fact and an opinion



Give directions to reach the school from your house.

On the basis of making meaningful sentences

On the basis of questions answered.

On the basis of reciting the poem

Google form

On the basis of identifying facts and opinions

On the basis of giving directions





Speaking-Giving Directions



Listening - Listening to Directions



Giving directions to reach a place

Identifying places on the basis of directions



Listening to directions and fill in the names of places



On the basis of listening to the directions

HINDI

कविता कुछ कर दिखलाएंगे

शब्द अर्थ

वाक्य पूर्ति

वाक्य लेखन

पाठ हर झंडा कुछ कहता है

- पाठ का सरल वाचन

प्रत्येक छात्र

-कविता की पाँच पंक्तियाँ लय में वाचन करने में सक्षम हो सकेंगे।

-कविता से जुड़े शब्द अर्थ ( ३ से ४)

अर्थ जान कर लेखन कर सकेंगे।

रचनात्मक कार्य

देश भक्ति कविता का लेखन और गान करना कोई भी माध्यम

से प्रस्तुतीकरण 'कक्षा' में दिखाना। संगीत कक्षा की

अध्यापिका द्वारा देश भक्ति गीत

गूगल फॉर्म के माध्यम से




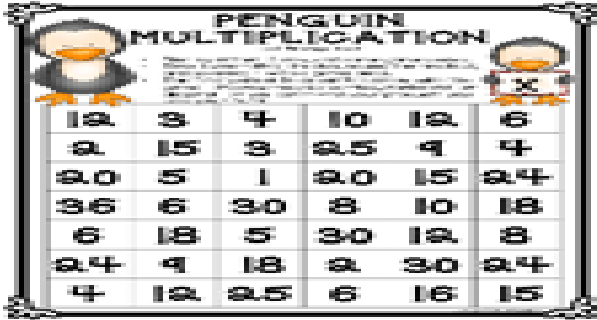
बहुविकल्पी

प्रश्न-उत्तर

गूगल डॉक्स

लाइव कार्य पत्र

	<p>- शब्द -अर्थ</p> <p>- प्रश्न -उत्तर</p> <p>-वाक्य बनाना।</p> <p>माताओं का दोहराव</p> <p>संज्ञा और विशेषण का दोहराव कार्य</p> <p>व्याकरण</p> <p>बोर्ड खेल से शब्द बनाना</p> <p>चित्र वर्णन</p> <p>अनुच्छेद लेखन</p>	<p>-कविता से ३ से ४ वाक्य लेखन में सक्षम हो सकेंगे।</p> <p>पाठ पठन करने का प्रयास कर सकेंगे</p> <p>-पाठ आधारित पेड़ों से जुड़े लाभ वाक्य पूरे करने में सक्षम हो सकेंगे ।</p> <p>-पाठ से जुड़े ४ शब्दों के अर्थ जान कर लिख सकेंगे।</p> <p>-पाठ से जुड़े ३ प्रश्नों के उत्तर जान कर लेखन कर सकेंगे।</p> <p>मात्राओं का दोहराव कार्य</p> <p>छात्र ५ से ८ मात्राओं से जुड़े शब्द का उच्चारण</p> <p>और उन का प्रयोग वाक्यों में कर सकेंगे ।</p> <p>व्याकरण विषय शब्द ज्ञान संज्ञा और विशेषण।</p> <p>छात्र संज्ञा और विशेषण से जुड़े शब्द निर्माण कर सकेंगे।</p> <p>छात्रों के विषय से जुड़ी ज्ञान में बढ़ोतरी।</p> <p>संज्ञा और विशेषण का ज्ञान और ( ३ से ४ )शब्द लेखन में सक्षम।</p>	 <p><u>कला एकीकृत गतिविधि</u></p> <p><u>तिरंगा भारत की शान का प्रतीक है।</u></p> <p>वारली चित्रकला माध्यम से सुन्दर भारत के झंडे का निर्माण करना ,और एक उत्तम संदेश लेखन करना।</p>  <p><u>अनुभव आधारित अधिगम</u></p> <p>शब्दों का खज़ाना बोर्ड गेम –</p>	<p>पाठ आधारित कार्य पत्र</p> <p>शब्दावली</p> <p>व्याकरण से जुड़ा कार्यपत्र</p> <p>कला एकीकृत गतिविधि</p>
--	-----------------------------------------------------------------------------------------------------------------------------------------------------------------------------------------------------------------------	----------------------------------------------------------------------------------------------------------------------------------------------------------------------------------------------------------------------------------------------------------------------------------------------------------------------------------------------------------------------------------------------------------------------------------------------------------------------------------------------------------------------------------------------------------------------------------------------------------------------------------------------------------------------------------	--------------------------------------------------------------------------------------------------------------------------------------------------------------------------------------------------------------------------------------------------------------------------------------------------------------------------------------------------------------------------------------------------------------------------------	----------------------------------------------------------------------------------------------------------

		<p>चित्र को देखकर अनुच्छेद लेखन ८ से १० वाक्यों लेखन में सक्षम ।</p> 	<p>दो से चार खिलाड़ी इस बोर्ड गेम खेल के लिए। अपनी बारी आने पर पर्ची निकलकर उस के अनुसार संज्ञा या विशेषण शब्द का निर्माण करेंगे।</p>   <p>प्रकृति से जुड़ा चित्र को देखकर अनुच्छेद लेखन करना।</p>	
MATH	<p>Topic</p> <p>a. Revision of Multiplication</p>	<p>Each student will be able to:</p> <p>a. Multiply 2-3 digit number</p> <p>b. Apply multiplication to solve real life situations</p> <p>c. Multiply 2-3 digit number</p> <p>d. Apply multiplication to solve real life situations</p>	<p><u>Penguin multiplication</u></p> 	<p>On the basis of the activity</p>

b. Revision of Division

c. Revision of addition

d. Revision of subtraction

e. Divide upto 2-digit numbers by a 1-digit number

f. Divide upto 3-digit numbers by a 1-digit number

g. Apply division to solve real life situations

h. Add upto 4-digit numbers

i. Apply the skill of addition to solve real-life situations

j. Subtract upto 4-digit numbers


k. Apply the skill of subtraction to solve real-life situations

l. Solve combined addition and subtraction problems


Array capture: Students will show multiplication array on graph



Owls can multiply: Students will make multiplication sentences by choosing one number from each grid.



Crazy birds: Students will find division sentences in the number word search.






Content based listening, reading, speaking and writing exercises

On the basis of spellings written

On the basis of finding word meanings

On the basis of making meaningful sentences

			<p>Let's divide: Students will mentally calculate the answer.</p> <div> <div> <div>Divide 1</div> <div> <math>10 \div 2 =</math>  <math>5 \div 2 =</math>  <math>14 \div 2 =</math>  <math>12 \div 2 =</math>  <math>7 \div 2 =</math>  <math>2 \div 2 =</math>  <math>9 \div 2 =</math>  <math>8 \div 2 =</math>  <math>11 \div 2 =</math>  <math>3 \div 2 =</math>  <math>6 \div 2 =</math>  <math>13 \div 2 =</math> </div> </div> <div> <div>Divide 2</div> <div> <math>10 \div 2 =</math>  <math>18 \div 2 =</math>  <math>20 \div 2 =</math>  <math>12 \div 2 =</math>  <math>16 \div 2 =</math>  <math>2 \div 2 =</math>  <math>9 \div 2 =</math>  <math>8 \div 2 =</math>  <math>22 \div 2 =</math>  <math>15 \div 2 =</math>  <math>6 \div 2 =</math>  <math>28 \div 2 =</math> </div> </div> <div> <div>Divide 3</div> <div> <math>27 \div 3 =</math>  <math>15 \div 3 =</math>  <math>30 \div 3 =</math>  <math>12 \div 3 =</math>  <math>25 \div 3 =</math>  <math>18 \div 3 =</math>  <math>14 \div 3 =</math>  <math>26 \div 3 =</math>  <math>3 \div 3 =</math>  <math>6 \div 3 =</math>  <math>9 \div 3 =</math> </div> </div> </div>	<p>On the basis of questions answered.</p> <p>On the basis of reciting the poem</p> <p>Google form</p>
EVS	<p>AIR</p> <p>Air around us</p>	<p>Each student will be able to</p> <ul style="list-style-type: none"> <li>Understand that air is a mixture of gases</li> </ul>	<p><u>Activity :</u></p> <p>1.To prove air helps in burning.</p> <p><u>Method:</u> Let an adult burn a candle.Cover the candle with a glass.</p> <p><u>Observation:</u> You will find that after a few minutes that the candle will stop burning.</p>	Worksheet

Air occupies space	<ul style="list-style-type: none"> <li>• Understand that air occupies space</li> <li>• Identify what makes air dirty</li> </ul>		Google form
Air Pollution	<ul style="list-style-type: none"> <li>• Write various ways to keep the air clean</li> </ul>	2. <u>Demonstration –</u>	
Ways to control air pollution	Learn ways to reduce pollution	Air occupies space	
Where we Live	Learn about features of a good house		
Types of houses-			
Features of a good house	Learn about the different types of houses .		
Temporary and Permanent house		3. <u>Experiential activity</u>	
Protection	Understand how the houses have evolved .	Keep a glue pad/sheet with Vaseline and one covered in plastic at home and out on your terrace / garden to observe the pollution levels.	
Differentiate between houses in the past and present .	Understand how it is important to maintain cleanliness in a house .		
Cleanliness			
Taking care of the house		<u>Activity :</u>	

Script some interesting lyrics of JINGLE / RAP with a few lines about ways to keep the air in our surroundings clean and reduce air pollution .

Value based question:

Think about the traffic cops who are in the midst of traffic all the time. How can you help?

**Art Integration**

Make a paper bag with an old newspaper and write a slogan on it to Stop Pollution .



**Project - Eco Dwell**

1) Make a kutcha / pucca house model using waste products .




**Activity**

Collect pictures of various types of houses and paste them in your scrapbook . Write names of at least two places where these houses are found.

Google form

Worksheet





## Experiential Learning ( Communication )

WHEELS OF TIME !!

Discuss with elders , grandparents how the present houses are different from the ones in the past .

Art Integration

Podcast it !!



Imagine you are a traveller and you get to live in different types of houses .Share your experience with the class using a podcast .

Room cleaning Activity

Chores no more / Room cleaning (home activity )



Google form

Google form