







**TAGORE INTERNATIONAL SCHOOL**  
**VASANT VIHAR, NEW DELHI**  
**SYLLABUS - CLASS IV**  
**JUNE - MARCH (SESSION 2021– 2022)**

**JUNE**

| Subject | Topics Covered   | Learning Outcome  | Activities  | Review   |
|---------|--|---|---|--|
| ENGLISH | <p><b><u>COURSEBOOK</u></b></p>  <p><b>Bambi</b></p> <ul style="list-style-type: none"> <li>Q &amp; A</li> </ul> <p><b><u>Poem</u></b></p> <p><b>Mela Menagerie</b></p>  <p><b><u>LITERATURE READER</u></b></p> <p><b>The Nightingale</b></p>  <p><b><u>USAGE</u></b></p> <p><b>Naming words</b></p> | <p>Each student will be able to-</p> <p><b>read aloud</b> the given text using correct pronunciation</p> <p><b>comprehend</b> the story while reading the same</p> <p><b>respond</b> verbally/in writing to questions based on a story or poem heard or read</p> <p><b>describe</b> briefly, orally/in writing about events, places and/or personal experiences</p> <p><b>write</b> dictation of words</p> <p><b>use</b> dictionary to find the meanings of difficult words</p> <p><b>construct</b> meaningful sentences with at least 5 difficult words.</p> <p><b>answer</b> some factual and inferential questions</p> | <p><b><u>Experiential Learning</u></b></p> <p><b>Chain Stories with stick puppet characters</b></p> <p>All students will create a stick puppet of a character or thing.</p> <p>Teacher starts the story using the character created by her and each student keeps adding to the story using their imagination along with adding a stick puppet character or a thing made by them.</p> <p><a href="https://www.youtube.com/watch?v=uW0RnxjxLp0">https://www.youtube.com/watch?v=uW0RnxjxLp0</a></p> <p><b>Activity- Mela Fun!</b></p>  <p>Observe the given picture of an Indian Mela and make a list of at least five pairs of words in English and Non-English. For example- Ice gola, wet mehendi etc.</p> | <p>Teacher designed worksheets</p> <p>Google forms</p> <p>Vocabulary Worksheets</p> <p>Comprehension worksheets</p> <p>Conversations</p> <p>Quizizz</p> <p>Live worksheets</p> <p>Kahoot</p> <p>Online games</p> |



Abstract & Concrete

Countable and uncountable

**VOCABULARY** Prefixes and Suffixes

### Vocabulary List

wisdom, asleep  
hastily, nodding,  
impatience, glide, raged,  
whisper, puzzled,  
terrified  
cautiously, motion  
amaze, hooves

**recite** the poem with correct pronunciation, intonation and pauses

**observe** (look around) and enlist the various nouns they see

**apply** grammar concepts in everyday speaking and writing

**solve** simple crossword puzzle

Now add two stanzas to the poem Mela Menagerie, using above pairs of words and rhyming words keeping the theme of the poem in mind.

### Crossword time!

Crossword worksheet based on concrete and abstract nouns



### Board Game: Eureka!

Students choose any 12 words from the word wall and write in the 4X3 grid. Teacher calls out synonyms of the words from the word wall. If a player has marked all squares in a row – vertically or horizontally – he/she shouts: ›Eureka‹



### Word game:

Creating opposite words using the given prefixes and creating new words using root words and suffixes

HINDI

चतुर आकाश

कविता वाचन,  
शब्दार्थ, नवीन शब्द  
,वाक्य रचना ,प्रश्नोत्तर  
**स्वाभाविक दान**



कविता वाचन,  
शब्दार्थ, नवीन शब्द  
,वाक्य रचना ,प्रश्नोत्तर

### प्रत्येक छात्र -

नये शब्दों के अर्थ सीख सकेगा ।  
परिवार के प्रति अपनी भूमिका सुनिश्चित करना सीख सकेगा ।  
कठिनायों के समय भी सचेतना से कार्य करने का गुण ग्रहण कर सकेगा ।

प्राकृतिक वस्तुओं की उदारता से उदार भाव सीख सकेगा ।

नवीन शब्दों के अर्थ सीख सकेगा ।

### समाचार गतिविधि -

छात्र समाचार पत्र में से किसी भी आलेख का चाय करके उसमें संज्ञा शब्दों को रेखांकित करेगा ।

### बोर्ड गेम

### पर्ची खोलो शब्द बताओ



कक्षा में चर्चात्मक शैली का प्रयोग ।

गूगल फॉर्म  
गूगल डॉक  
अभ्यास पत्र पी.डी.एफ  
मूल्यांकन परक प्रश्नात्मक शैली

पुनरावृत्ति शैली  
क्या खोया क्या पाया शैली

कविता वाचन  
अनुच्छेद लेखन  
श्रुतलेख परीक्षा  
पठन वाचन

एवं विभिन्न प्रकार के प्राकृतिक दानियों से जुड़ी जानकारी प्राप्त करना ।

कविता की पंक्तियों का भावार्थ प्रकट करना सीख सकेगा ।  
अपनी वस्तुओं को किसी जरूरतमंद को देना सीख सकेगा ।

<https://www.youtube.com/watch?v=4YQ0LZ8wxDE>

घमंडी गुलाब । अभिमानी गुलाब की कहानी सुने समझें और आनन्द करें



गोंड आर्ट (आदिवासी कला)

का प्रयोग कर हवा में लटकता हुआ गोलाकार या चौकोर शुभ संकेत यंत्र गतिविधि






अनुच्छेद लेखन

यदि बादल न होते .....



रचनात्मक गतिविधि

अपठित गद्यांश  
पाठांश पत्र



|             |  |  |  |   |
|-------------|--|--|--|---|
|             |  |  | <p>दृश्यात्मक गति०</p> <p>चित्रों की भाषा पहचाने</p> <p>अनुसंधान कार्य :</p> <p>जल के स्रोत कितने .....?</p> <p><b>अनुभवात्मक गतिविधि -</b></p> <p>आइये अपनी रसोई में कुछ मिनट तो बिताइए<br/>बिना आग को हाथ लगाये मज़ेदार पकाइए ।</p>  |   |
| <b>MATH</b> | <p><b>Large Numbers</b></p> <ul style="list-style-type: none"> <li>• Successor &amp; predecessor</li> <li>• Comparison of numbers</li> <li>• Ascending and descending order</li> <li>• Forming numbers</li> </ul> <p><b>Geometry</b></p> <ul style="list-style-type: none"> <li>• Introduction to point, line, line segment and ray</li> <li>• Measurement &amp; construction of line segment</li> <li>• Relation Open and closed figures</li> </ul> | <p><b>Each student will be able to:</b></p> <ul style="list-style-type: none"> <li>• Determine the predecessor and successor of a given number</li> <li>• Compare 5- and 6-digit numbers</li> <li>• Arrange them in ascending and descending order</li> <li>• Make the greatest and the smallest number with the given numbers</li> <li>• Understand the basic geometrical concepts like point, line, line segment and ray</li> <li>• Construct a line segment of given measurement</li> </ul> | <p><b>A Tale to Remember</b></p>  <p>Write the successor and the predecessor of the numbers in the story.</p> <p><b>Number Slider</b><br/><b>(Experiential learning)</b></p> <p>Students design / create a number slider and use it to make all possible numbers using the given digits. They also try to find the rule to make the greatest &amp; the smallest number with the given digits.</p>   <p><b>My Artistic Self</b></p> <p>Make a scenery using geometrical shapes.</p> | <p>Teacher designed:</p> <p>Quizzes</p> <p>Liveworksheets</p> <p>Google form :</p> <ul style="list-style-type: none"> <li>• MCQ</li> <li>• Short answers</li> <li>• Fill in the blanks</li> <li>• True/False</li> <li>• Analogy</li> <li>• Match the following</li> <li>• HOTS</li> </ul> <p>Art Integration</p> <p>Asset Based Worksheet</p> <p>Value based worksheets</p> |





|  |   |  |   |  |
|--|---|--|---|--|
|  | <ul style="list-style-type: none"> <li>● Pieces</li> <li>● Purified</li> <li>● Mines</li> <li>● Furnaces</li> <li>● Aluminium</li> <li>● Refineries</li> <li>● Petroleum products</li> </ul> <p><b>Public Property</b></p> <p>( project and activity based )</p> <p>Keywords</p> <ul style="list-style-type: none"> <li>● Property</li> <li>● Accidents</li> <li>● Diseases</li> <li>● Passengers</li> <li>● Libraries</li> <li>● Power</li> <li>● Tax</li> </ul> |  <p><b>Each student will be able to:</b></p> <ul style="list-style-type: none"> <li>● recognize that public property needs to be respected, and that the use of property involves responsibility.</li> <li>● understand that laws and rules protect personal property (individual property) and public property (property which is not owned individually).</li> <li>● Write the ways people should maintain public property.</li> <li>● Name 5 things that the government of our country builds and maintains.</li> </ul> | <p>Make some card and write few questions related to each resource. Roll a dice and challenge your friend.</p> <p><b>Draw to express(Art Integration)</b></p> <p>Teacher will give clues about different public and private properties each. Children will catch the clue and draw the image in their notebooks.</p>  <p><b>Time to take Responsibility (life skill)</b></p> <p>Select any 4 Public Properties and write the ways to maintain and keep it clean also stick the pictures in EVS notebook. It is our responsibility to take care of the public properties. <a href="https://youtu.be/JQQkGDUYoKo">https://youtu.be/JQQkGDUYoKo</a></p> |  |
|--|---|--|---|--|

## JULY

| Subject | Topics Covered   | Learning Outcome  | Activities  | Review                      |
|---------|--|---|---|-----------------------------|
| ENGLISH | <p><b>COURSEBOOK</b></p> <p>Tansen - the</p>  | <p><b>Each student will be able to:</b></p> <p><i>read aloud</i> the given text using correct pronunciation</p> | <p><b>Art Integration: <u>Music Maestros!</u></b></p>  | Teacher designed worksheets |

## Magical Musician

### Grandpa Fights an Ostrich



## LITERATURE READER

### How the Camel Got his Hump



## USAGE- Articles & Quantifiers



## VOCABULARY

Actions related to body parts  
Words related to Feelings.

## CREATIVE WRITING

Twist in the tale

### Vocabulary List

encounter, aggressive, provocation, fencing, chasing, passion, dodge, clump, chisel, enraged, disciple, reluctant, talent, admire, bestowed,

*comprehend* the story while reading the same

*respond* verbally/in writing to questions based on a story heard or read

*describe* briefly, orally/in writing about events, places and/or personal experiences

*write* dictation of words / phrases

*infer* the meaning of unfamiliar words by reading them in context

*use* dictionary to find the meanings of difficult words

*construct* meaningful sentences with at least 5 difficult words.

*answer* some factual and inferential questions

*retell* the story by changing the settings and characters

*apply* grammar concepts in everyday writing

*use* vocabulary words in everyday communication

Students will make his/her own musical instruments using trash.

They will research and collect information about that instrument and add one slide to the shared Padlet link. Include the following information about the instrument in your slide:

- Picture of the musical instrument created by the student
- Name & Picture of the actual instrument
- Place where the instrument is famously used
- A famous musician known for playing the instrument

### Experiential Learning

**Book on Fun facts:** Listen to a talk about ostriches and mark the statements as true/false.

Research and create a picture book using Book Creator or create a fact sheet about 5 Flightless birds. Write 3-5 fun facts for each bird.

### Twist in the tale

Rewrite the story 'How the camel got his hump' in your own words by choosing a setting of your choice (forest, ocean or a city) and creating characters that belong to that setting.

Google form based on spelling

Online Quiz

MCQs

Vocabulary based Worksheet

Live Worksheet based

on articles and quantifiers

Listening Comprehension




Creative Writing (Rubrics: ideas, creativity, sentence structure and organization of thoughts)




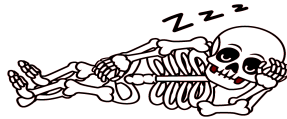

Comprehension worksheets


Conversations

Online Quizizz

Kahoot

|       |   |   |   |   |
|-------|---|---|---|---|
|       | banish, plead, misjudge, vigorously, soared   |   |   |   |
| HINDI | <p>पाठ -मधुप समदर्शी</p>  <p>व्याख्या,शब्दार्थ,नवीन शब्द ,वाक्य रचना</p> <p>पाठ -मधुप सेहत है अनमोल</p>  <p>व्याख्या,शब्दार्थ,नवीन शब्द ,वाक्य रचना</p> <p><u>सर्वनाम</u><br/>सर्वनाम का प्रयोग संज्ञा के स्थान पर इस्तेमाल किये जाने वाले शब्दों को सर्वनाम कहते हैं</p> <p><u>वचन</u><br/>विषय के अन्तरगत मात्राओं की भिन्नताओं को पहचाना</p> <p><u>व्याकरणिक बोध</u></p> | <p><u>प्रत्येक छात्र कर सकेगा -</u></p> <ul style="list-style-type: none"> <li>पाठ का पठन-पाठन कर सकेगा</li> <li>नवीन शब्दों के अर्थ जान सकेगा</li> <li>नवान्य शब्दों को विविध प्रकार से वाक्यों में प्रयोग कर सकेगा  </li> <li>पाठ से जुड़ी मौखिक चर्चा में प्रतिभाग कर सकेगा </li> <li>प्रश्नों के उत्तर स्वयं लिख सकेगा </li> <li>व्याकरण का भाषा में उपयोग करना सीख सकेगा  </li> <li>सर्वनाम शब्दों के महत्व को समझते हुए एक कहानी लिख सकेगा  </li> <li>अखबार में सर्वनाम शब्दों को रेखांकित कर सकेगा  </li> <li>वचन बिंदु भाषा में कैसे कार्य करता है समझ सकेगा  </li> </ul> | <p>बोर्ड गेम</p>  <p>(पर्ची उठाओ शब्द बताओ, खेल खिलाओ)</p> <p><u>अनुभव आधारित</u></p> <p>अपने मित्र की तबियत खराब होने पर उसकी पैसे से मदद करने के लिए माता-पिता को पत्र लिखिए।</p> <p><u>जीवनमूल्य गतिविधि</u></p> <p>जो कार्य आप कर सकते हैं उसको करने के लिए अपने परिवार के किसी भी व्यक्ति को आराम करने के लिए कहें और काम खत्म होने के बाद उनसे पूछें कि उन्हें कैसा लगा और एक २०-३० शब्दों की रिपोर्ट तैयार करें।</p> <p><u>भाषा कलात्मक गति०</u></p> <p>अपने दादा-दादी या नाना-नानी से बात करें कि वे लोग अपने स्कूल के दिनों में कभी बीमार पड़े ? किस प्रकार की बीमारी से वे स्कूल नहीं जा पाए थे । एक कॉमिक स्ट्रिप तैयार करें। रंगों की मदद से खाली कॉफी बोतल से एक मेल और एक फिमेल डॉक्टर बनाकर उनको आश्चर्यचकित करें  </p> | <p><u>मूल्यांकन विधि</u></p> <ul style="list-style-type: none"> <li>गूगल फॉर्म</li> <li>गूगल डॉक</li> <li>कविता वाचन एवं अनुच्छेद लेखन</li> <li>श्रुतलेख परीक्षा</li> <li>पठन वाचन</li> <li>(वाक कुशलता )</li> <li>भाषायी ज्ञान</li> <li>स्पष्ट वाचन</li> <li>अनुतान -वितान</li> <li>अपठित गद्यांश</li> </ul> |

|      |   |   |  |  |
|------|---|---|--|--|
|      | <p>अनुच्छेद लेखन श्रुतलेख<br/>अपठित गद्यांश ,पठन<br/>पाठन ,कविता वाचन,<br/>भाषायी कौशल ,व्याकरण<br/>अभ्यास</p>  |   |  <p><u>रचनात्मक कार्य</u></p> <p>हमें कौन से खाने से कौन-सी विटामिन मिलती है? खाने वाले पाँच उत्पादों के चित्र बनाकर उनमें पाए जाने वाले तत्वों को भी लिखिए ।</p>  |  |
| MATH | <p><b>Geometry Continues...</b></p> <ul style="list-style-type: none"> <li>Circle and its parts</li> <li>Construction of circle</li> <li>Relation between diameter and radius</li> </ul> <p><b>Addition</b></p> <ul style="list-style-type: none"> <li>Identification and usage of correct vocabulary words</li> <li>Addition of numbers (without/with carry over)</li> </ul> | <ul style="list-style-type: none"> <li>Recognize and name the parts of a circle</li> <li>Construct a circle using a compass and a measuring scale</li> <li>Analyse, evaluate &amp; synthesize the relation between radius &amp; diameter.</li> <li>Define terms related to addition/ subtraction</li> <li>Add up to 6-digit numbers (without/ with carry over)</li> <li>Formulate, interpret, &amp; relate the properties and carry out the operation.</li> </ul> | <p><b>Make a Point!<br/>(Experiential Learning)</b></p>  <p>Locate the centre and find the relation between radius and the diameter of the circle by paper folding.</p> <p><b>Circle Buddy</b></p>  <p>Enjoy the comic book. &amp; try finding objects in your home that have the shape of a circle. Compare them.</p> <p><b>The Lazy Skeleton</b></p>  <p>Add to find the sums. Then solve the riddle by matching the letters to the blank lines.</p>  <p><b>Up a Notch!<br/>(Subject Integration)</b></p> | <p>Teacher designed:</p> <p>Quizzes / puzzles/ riddles</p> <p>Liveworksheets</p> <p>Google form :</p> <ul style="list-style-type: none"> <li>MCQ</li> <li>Short answers</li> <li>Fill in the blanks</li> <li>True/False</li> <li>Analogy</li> <li>Match the following</li> <li>HOTS</li> </ul> <p>Research work</p> <p>Asset Based Worksheet</p> |

|     |  |   |   |  |
|-----|--|---|---|--|
|     | <ul style="list-style-type: none"> <li>Formulating rules/properties of addition</li> <li>Statement questions based on real-life situations</li> <li>Formulating questions</li> </ul>   | <ul style="list-style-type: none"> <li>Comprehend the operation and the key terms used and solve questions.</li> <li>Frame and solving statement questions</li> </ul>   | <p>Add the numbers at the bottom of inverted V's and keep climbing up till you reach the mountain top.</p> <p><b>Hope is ON! (Research)</b></p> <p>Collect data on endangered species and frame statement questions.</p>   | <p>Value based worksheets</p> <p>Framing questions &amp; answering "What if" questions</p>   |
| EVS | <p><b>Inside your body</b></p> <ul style="list-style-type: none"> <li>External organs</li> <li>Bones and muscles</li> <li>Blood</li> <li>Arteries, veins</li> <li>Internal organs</li> </ul> <p>The stomach</p> <p>The small Intestine</p> <p>Liver</p> <p>Large Intestine</p> <p>Lungs</p> <p>Heart</p> <p>Kidneys</p> <p>Brain</p> <p>Taking care of yourself</p> <p>Things needed to stay healthy</p> | <p><b>Each student will be able to:</b></p> <ul style="list-style-type: none"> <li>Identify the internal and external organs of human body and list them .</li> <li>State and describe the functions of various organs</li> <li>Explore the process of digestion in the digestive system</li> <li>List problems of the digestive system and ways to solve it at home</li> <li>Establish relation between the different organs of the Digestive system.</li> </ul> | <p><b><u>EVS Meets Gk (Newspaper activity)</u></b></p> <p>Take 5 days newspaper and open the sports section. See the images of the sports person. Recognise them and tell the body part (bones, muscles) involved in that particular sport.</p> <p><b>Comic Strip (on Digestive system)</b></p> <p>Imagine a conversation between the different parts of the digestive system – the teeth, stomach, small intestine and large intestine. Each one feels that they are the most important organ in the system. What will they say to each other? Make a comic strip, draw the organs, color them and use call outs to show their conversation. At the end show the body to decide who is the best. Is any one organ the best or are all needed to digest the food properly? Explain in the conclusion.</p> <p><b>The Pulse of Life</b></p> <p><b>(EVS AND DANCE)</b></p> <p>Sit on a chair. Place your hand on the centre of your chest with the fingers towards the left side. Count your heart beats. Now pretend D.E.A.D (that's right, Drop Everything And Dance)- The students drop whatever it is they are doing and dance about the room. . and again</p> | <p>Observation sheets based on experiential learning</p> <p>Hands on activities</p> <p>Comic Strip</p> <p>Art based activities</p> <p>Google forms</p> <p>Worksheets</p> |

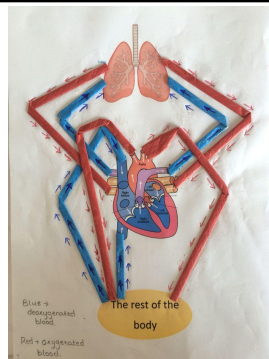


Looking after your sense organs

Teeth and gums

Keywords

- incisors
- canines
- molars
- small intestines
- digestion
- plaque
- floss
- enamel
- pancreas
- liver
- saliva



Each student will be able to:

- List the various sense organs of human body
- Comprehend the importance of teeth
- Identify how teeth and gums get damaged
- Suggest remedies for tooth ache
- Analyse the role of preventive care in maintaining hygiene

count your heart beats as before. Is there any difference. Why do you think this has happened?

EVS meets art

Using blue and red wool/thread/ribbon (representing arteries and veins)

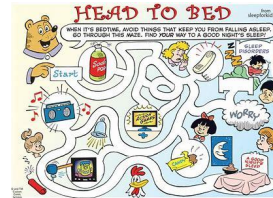
show the circulatory system on a chart paper.

**BOARD GAME** on taking care of yourself

Water tracker



Sleep Maze




Hands on Experiment

Melting Eggs





The science behind disappearing of egg shells  
(Observation, analyse)



Art meets Evs

Draw sense organs and label them

|  |  |  |   |  |
|--|--|--|---|--|
|  |  |  | <p>The Sensory Organs</p> <p>Draw and label the organs that we use for our 5 senses.</p>  |  |
|--|--|--|---|--|

## AUGUST

| Subject | Topics Covered   | Learning Outcome   | Activities   | Review   |
|---------|--|--|--|--|
|         | <p><b>COURSEBOOK</b></p> <p><b>At Least a Fish</b></p>  <p><b>Poem- Alien Exchange</b></p>  <p><b>LITERATURE READER</b></p> <p><b>The Shah Weaves a Rug</b></p>  | <p><b>Each student will be able to:</b></p> <p><i>read aloud</i> the given text using correct pronunciation</p> <p><i>comprehend</i> the story while reading the same</p> <p><i>respond</i> verbally/in writing to questions based on a story or poem heard or read</p> <p><i>describe</i> briefly, orally/in writing about events, places and/or personal experiences</p> <p><i>write</i> dictation of words/phrases</p> <p><i>infer</i> meaning from the context and draw conclusions from what they have read.</p> <p><i>use</i> dictionary to find the meanings of difficult words</p> | <p><u><b>Art Integration Activity</b></u></p>  <p>Use the colourful Warli art form to draw the motifs of birds and animals of your choice and create a wall hanging.</p> <p><u><b>Acrostic Poem:</b></u></p> <p><b>How to write an acrostic poem</b></p> <ol style="list-style-type: none"> <li>1. Choose the word you want to <b>write</b> about.</li> <li>2. <b>Write</b> that word vertically on your page, one letter per line.</li> <li>3. Think about describing words that work with your chosen word.</li> <li>4. <b>Write</b> one adjective for each letter of your chosen word. The describing word should</li> </ol> | <p>Teacher designed worksheets</p> <p>Google form:</p> <ul style="list-style-type: none"> <li>• MCQ</li> <li>• Short answers</li> <li>• Match the following</li> </ul> <p>Online Quiz</p> <p>Spell check</p> <p>Vocabulary Worksheets</p> <p>Comprehension worksheets</p> <p>Conversations</p> |

|       |   |  |  |   |
|-------|---|--|--|---|
|       | <p><b>USAGE</b></p> <p><b>Describing Words &amp; Order of describing words</b></p> <p><b>Reflexive pronouns</b></p>  <p><b>VOCABULARY</b></p> <p>Collective Nouns</p> <p>Synonym/Antonym</p> <p><b>Vocabulary List</b></p> <p>tragic, adopt, adorable, unbalanced, cuddle, ridiculous, peered, pronounce, occurred, scowled, intelligent, genius, drifted, wail, gather, exquisite mesmerize, enthralled, script</p> | <p><i>construct</i> meaningful sentences with at least 5 difficult words.</p> <p><i>answer</i> some factual and inferential questions</p> <p>recite a poem of their choice with correct pronunciation, intonation and pauses.</p> <p>create a paragraph based on a prompt from the story</p> <p>create an acrostic poem using describing words make anchor chart for reflexive pronouns</p> <p>use vocabulary words in everyday communication</p> <p>responds verbally to questions based on an article, story or poem heard or read</p> <p>share their feelings on their love for animals (speaking skills)</p> | <p>begin with each of the letters from your chosen word.</p> <p><b>Make a bookmark for your friend by writing an acrostic poem with his name on it.</b></p> <p><b>Hey Riddle Diddle!</b></p> <p>Create an animal riddle using adjectives. Use a ppt to present it in the class and ask your classmates to identify the animal.</p> <p><b>MIRROR REFLECTIONS!</b></p> <p>Make an anchor chart using illustrations for reflexive pronouns and attempt the online practice games.</p>  |   |
| HINDI | <p>और माटी निहाल हो गई</p>  | <p><u>प्रत्येक छात्रकर सकेगा -</u></p> <p>साहसी बनेगा</p> <p>देश के प्रति अपनी भूमिका को मजबूत करना सीखेगा पाठ में उल्लिखित जीवन मूल्यों के प्रति सोच सकेगा  </p> <ul style="list-style-type: none"> <li>पाठ का पठन-पाठन कर सकेगा</li> <li>नवीन शब्दों के अर्थ जान सकेगा</li> <li>नवान्य शब्दों को विविध प्रकार से वाक्यों में प्रयोग कर सकेगा  </li> </ul>  | <p><u>बोर्ड गेम</u></p> <p><u>(पर्ची उठाओ शब्द बताओ, खेल खिलाओ)</u></p>  | <p><u>मूल्यांकन विधि</u></p> <ul style="list-style-type: none"> <li>गूगल फॉर्म</li> <li>गूगल डॉक</li> <li>कविता वाचन एवं अनुच्छेद लेखन</li> <li>श्रुतलेख परीक्षा</li> </ul> |



व्याख्या,शब्दार्थ,नवीन  
शब्द ,वाक्य रचना

हिंद देश के निवासी सभी  
जन एक हैं



व्याख्या,शब्दार्थ,नवीन  
शब्द ,वाक्य रचना

लिंग



- पाठ से जुड़ी मौखिक चर्चा में प्रतिभाग कर सकेगा।
- प्रश्नों के उत्तर स्वयं लिख सकेगा।
- व्याकरण का भाषा में उपयोग करना सीख सकेगा।

लिंग की पहचान ,लिंग बदलने के नियम ,सदैव स्त्रीलिंग और सदैव पुल्लिंग रहने वाले शब्दों की पहचान और वाक्यों में लिंग बदलने पर क्रिया शब्द भी बदल जाते हैं जैसे नियमों को जानना ।

विशेषण शब्दों की पहचान एवं प्रयोग  
विशेषण एवं विशेष्य की पहचान और विशेषण शब्दों का निर्माण



अनुभव आधारित

सोचकर देखिये कि आपके मित्र को किसी ने पकड़ कर एक जगह कैद कर दिया है ?आप उसकी मदद कैसे करेंगे।

एक योजना बनाकर उसे शब्दों में लिखिए ।

जीवनमूल्य गतिविधि

सभी छात्र अपने पैतृक स्थान के अनुसार किसी एक त्योहार पर बनाये जाने वाला विशेष भोजन और उसी त्योहार पर पहनी जाने वाली विशेष पोशाक पहनकर कक्षा में आयें और अपने विशेष भोजन के बारे में बताएं।



भाषा कलात्मक गतिविधि

- पठन वाचन
- (वाक कुशलता )
- भाषायी ज्ञान
- स्पष्ट वाचन
- अनुत्तान -वित्तान
- अपठित गद्यांश

जीवों के अतिरिक्त भी शब्दों को स्त्रीलिंग और पुल्लिंग में बाँटा जाता है।

### विशेषण



संज्ञा और सर्वनाम शब्दों की विशेषता बताने वाले शब्दों को विशेषण कहते हैं

### व्याकरणिक बोध

अनुच्छेद लेखन श्रुतलेख  
अपठित गद्यांश, पठन  
पाठन, कविता वाचन,  
भाषायी कौशल, व्याकरण  
अभ्यास।

गंगा, ब्रह्मपुत्र, यमुना आदि नदियाँ कई राज्यों से होकर गुजरती हैं। कई बार दूसरे राज्यों में इनको अलग नाम से पुकारा जाता है। छात्र उन राज्यों की सूची बनाएँ। इस कार्य के लिए छात्र गूगल की मदद ले सकता है।

### रचनात्मक कार्य

कहानी में आए मुहावरों का प्रयोग करते हुए 50-60 शब्दों की अपनी कहानी लिखिए। उस कहानी का वाचन कक्षा में करके बताइए कि आपने इन मुहावरों को क्यों चुना था।

## MATH

### Handling Data

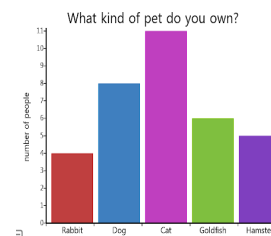
- Data collection
- Representing data in: Tally Marks Chart/ table

### Each student will be able to:

- Collect data
- Arrange data in a tally marks table.

### Pet Project!

#### (Data Collection: Hands on Activity)



Find out what kind of pets your friends like. You can let them choose from a dog, cat, fish, bird, or rabbit. Write it down in your notebook and make a 3D

Teacher designed:

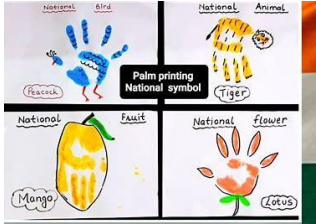
Quizzes / puzzles

Liveworksheet



Google form :





|  |   |  |   |  |
|--|---|--|---|--|
|  | <ul style="list-style-type: none"> <li>Other symbols</li> </ul> <p><b>Keywords</b></p> <ul style="list-style-type: none"> <li>Saffron</li> <li>Sacrifice</li> <li>Purity</li> <li>Chakra</li> <li>Progress</li> <li>Emblem</li> <li>Satyameva Jayate</li> <li>Triumphs</li> <li>Patriotic</li> <li>National anthem</li> <li>Government</li> </ul> | <p>Know the difference in national anthem and national song.</p> <p>Explain about national emblem.</p> | <p><b>Write 5 rules that has to be followed while hoisting a flag.</b></p> <p><b>Palm painting of national symbol</b></p>  |  |
|--|---|--|---|--|

## SEPTEMBER

| Subject | Topics Covered  | Learning Outcome   | Activities  | Review  |
|---------|---|--|---|---|
| ENGLISH | <p><b>COURSEBOOK</b><br/>Veena's New Idea</p>  <p><b>LITERATURE READER</b><br/>Poem-The Blueprints</p> | <p>Each student will be able to:</p> <p><i>read aloud</i> the given text using correct pronunciation</p> <p><i>comprehend</i> the story while reading the same</p> | <p><u>Experiential Learning</u></p> <p><b>Family Blueprints Project</b></p> <ul style="list-style-type: none"> <li>Interview a family member about your heritage and how your appearance &amp; habits resemble your family members</li> <li>Listen to the family's oral history from their elders</li> <li>Correctly create and label <b>a family tree</b> going back a minimum of two generations</li> <li>For each person entered on the family tree, students will provide the following personal and genetic information:<br/>-place of birth<br/>-date of birth</li> </ul>  | <p>Teacher designed worksheets</p> <p>Google form:</p> <ul style="list-style-type: none"> <li>MCQ</li> <li>Short answers</li> <li>HOTS</li> </ul> |



## USAGE

### Subject and Verb Agreement

## VOCABULARY

Easily confused words



### Vocabulary List

lame, brilliant, tripped, cork-stopper, herbal, wart, sachet, luxury, exotic, heredity, genes, blueprint, wiggle, speculation

*respond* verbally/in writing to questions based on a story or poem heard or read

*write* dictation of words/phrases

*infer* meaning from the context and draw conclusions from what they have read.

*use* dictionary to find the meanings of difficult words

*construct* meaningful sentences with at least 5 difficult words.

*answer* some factual and inferential questions

*recite* the poem with correct pronunciation, intonation and pauses.

*enjoy the poem* and its vivid description

*listen* to a story to recognize the sequence

- profession
- hair color
- eye color
- any other specific information received from the family member

### 'A Trip to Kitchen Shelves/Kitchen garden!'

Bring any two plant products from your kitchen shelves/ kitchen garden and describe why they are used and discussion on benefits of herbal products.

### Analyzing Food Labels

Food labels are loaded with information. Each student brings in a label of one herbal product used in the house. Students answer questions individually about the labels to give them a better understanding of the information provided.



### Art Integration (Culinary Art)

#### Chef's Delight!

- Demonstration/video on making an immunity booster Ginger Lemon Tea by the teacher.
- Innovate and make your **own herbal drink or a product using medicinal plants** as an integral part. **(The cooking activity to be done strictly under the guidance of parents)**
- **Create a jingle** of four to eight lines to sell your product.
- Present your work in the form of an innovative video or a PowerPoint presentation.

### Online Homophone practice game

Online Quiz

Spell check

Comprehension Worksheet




Vocabulary Worksheets

Creative Writing Worksheet

(Rubrics: ideas, creativity, sentence structure and organization of thoughts)

Worksheets based on grammar concepts

ASSET based worksheets

|       |   |  |   |   |
|-------|---|--|---|---|
|       |   | use vocabulary words in everyday communication   | <a href="https://www.learninggamesforkids.com/vocabulary-games/homophones-games/homophones-game.html">https://www.learninggamesforkids.com/vocabulary-games/homophones-games/homophones-game.html</a>   |   |
| HINDI | <p><u>फूलों का नगर</u></p>  <p>पाठ की व्याख्या, नवीन शब्द, वाक्य रचना एवं प्रश्नोत्तरी गतिविधि</p> <p><u>दो बैलों की कथा</u></p>  <p>पाठ की व्याख्या, नवीन शब्द, वाक्य रचना एवं प्रश्नोत्तरी गतिविधि <u>क्रिया</u></p> | <p><u>प्रत्येक छात्र कर सकेगा -</u></p> <p>अपने से बड़ों के प्रति अपनी भूमिका को मजबूत करना सीखेगा पाठ में उल्लिखित जीवन मूल्यों के प्रति सोच सकेगा।</p> <ul style="list-style-type: none"> <li>• पाठ का पठन-पाठन कर सकेगा</li> <li>• नवीन शब्दों के अर्थ जान सकेगा</li> <li>• नवान्य शब्दों को विविध प्रकार से वाक्यों में प्रयोग कर सकेगा।</li> <li>• पाठ से जुड़ी मौखिक चर्चा में प्रतिभाग कर सकेगा।</li> <li>• प्रश्नों के उत्तर स्वयं लिख सकेगा।</li> <li>• व्याकरण का भाषा में उपयोग करना सीख सकेगा।</li> <li>• क्रिया शब्दों को वाक्य में अलग से पहचानना और प्रयोग करना सीख सकेगा।</li> <li>• क्रिया की खासियत मतलब विशेषता को समझ कर वाक्यों में प्रयोग कर सकेगा।</li> </ul> | <p><u>बोर्ड गेम</u></p>  <p><u>(पर्ची उठाओ शब्द बताओ, खेल खिलाओ)</u></p> <p><u>अनुभव और धैर्य आधारित</u></p> <p>गेंदे के बीजों को माँ की सहायता से किसी गमले में बोएं। संतुलित पानी का छिड़काव करते हुए देखें कि वे बीज कितने दिनों में अंकुरित हो उगते हैं और कितने दिनों में उनपर फूल आते हैं। इन सब बातों को डायरी में लिखते रहें।</p> <p><u>अनुभव आधारित जीवनमूल्य गति०</u></p> <p>सुबह की सैर पर जाकर देखना कि कितने प्रकार के जीव, पक्षी और जानवर सुबह उठकर क्या करते हैं और</p> | <p><u>मूल्यांकन विधि</u></p> <ul style="list-style-type: none"> <li>• गूगल फॉर्म</li> <li>• गूगल डॉक</li> <li>• कविता वाचन एवं अनुच्छेद लेखन</li> <li>• श्रुतलेख परीक्षा</li> <li>• पठन वाचन</li> <li>• (वाक कुशलता )</li> <li>• भाषायी ज्ञान</li> <li>• स्पष्ट वाचन</li> <li>• अनुतान -वितान</li> <li>• अपठित गद्यांश</li> </ul> |



किसी कार्य के होने के बोध को क्रिया कहते हैं

### क्रिया विशेषण




क्रिया कैसे की जा रही होती है उस बात की पुष्टि करने वाले शब्दों को क्रिया विशेषण कहते हैं।

### व्याकरणिक बोध

अनुच्छेद लेखन श्रुतलेख  
अपठित गद्यांश, पठन  
पाठन, कविता वाचन,  
भाषायी कौशल, व्याकरण  
अभ्यास।

यदि आप घूमने नहीं आते तो आप उस वक्त क्या कर रहे होते हैं।



सुबह की सैर पर ३०-४० शब्दों का अनुच्छेद लिखिए

### भाषा कलात्मक गतिविधि

कुछ अलग अलग तरह के रंगीन कागजों की मदद से  
एक फूलों वाला पौधा बनाना और अधूरी कविता में छः  
पंक्तियाँ जोड़ते हुए उसकी प्रशंसा लिखिए।

लाल गुलाबी पीले फूल

महकाते उपवन की धूल

ना ही तोड़ो ना ही फेंको

चुभ जाएगा तुमको शूल.....



### रचनात्मक कार्य

दो लड़के रामू लालू बहुत अच्छे मित्र थे उन्होंने एक साथ कुत्ते पाले । लालू का मन दया से भरा था उसने अपने कुत्ते की बहुत देखभाल की लेकिन रामू ने कुत्ते को घर में लाने के बाद उसकी ओर देखा तक नहीं ।

इन दोनों के व्यवहार से दोनों कुत्तों के स्वभाव में क्या अंतर आया होगा ? कक्षा में चर्चा करें

### मूल्यपरक लिखित गति०



आपने कभी बैलों को देखा है ?  
बैलों की माँ कौन होती है ?

हीरा-मोती प्रेम से क्यों रहते होंगे ?


फूलों के नगर में गुरु जी ने दोनों बच्चों को क्या सिखाया था ?  
उन दो मित्रों के जीवन में कैसे बदलाव आया ?





|             |  |   |  |   |
|-------------|--|---|--|---|
| <b>MATH</b> | <p><b>Subtraction</b></p> <ul style="list-style-type: none"> <li>• Identification and usage of correct vocabulary words</li> <li>• Subtraction of numbers (without / with borrowing)</li> <li>• Formulating rules / properties of Subtraction</li> <li>• Statement questions based on real life situations</li> <li>• Formulating questions</li> </ul> | <p><b>Each student will be able to:</b></p> <ul style="list-style-type: none"> <li>• Define terms related to subtraction</li> <li>• Subtract up to 6-digit numbers (without / with borrowing)</li> <li>• Formulate, interpret, &amp; relate the properties and carry out the operation.</li> <li>• Comprehend the operation and the key terms used and solve questions.</li> <li>• Frame and solve statement questions</li> </ul> | <div data-bbox="1120 60 1406 268"> </div> <p><b>Trick or Treat</b></p> <p>Real life situation based 3 step challenge</p> <div data-bbox="1104 343 1424 523"> <p><b>Let's Make Questions!</b></p> <p>Frame statement questions based on the given data using any of the operations (addition/subtraction).</p> </div> <div data-bbox="1447 347 1767 515"> </div> <div data-bbox="1122 632 1344 836"> </div> <p><b>deCODEme</b></p> <p>Solve each subtraction problem to get clues to decode the hidden message.</p> | <p>Teacher designed:</p> <p>Quizzes / puzzles</p> <p>Liveworksheet</p> <p>Google form :</p> <ul style="list-style-type: none"> <li>• MCQ</li> <li>• Short answers</li> <li>• Fill in the blanks</li> <li>• True/False</li> <li>• Analogy</li> <li>• Match the following</li> <li>• HOTS</li> </ul> <p>Asset Based Worksheet</p> <p>Value based worksheets</p> |
| <b>EVS</b>  | <p><b><u>Food</u></b></p> <p>Food we eat</p> <p>Cereals, Pulses</p> <p>, fruits and vegetable, spices and cooking oils, sugar , drinks, milk, eggs, meat and fish</p> <p>Eating well</p>   | <p><b>Each student will be able to:</b></p> <p>Recognize the different nutrients in the food and their importance.</p> <p>Reason out the importance of water.</p> <p>Different kinds of food (Recall)</p> <p>Functions of food</p> <p>Importance of eating different kinds of food</p>  | <p><b><u>Map Marking</u></b></p> <p>Take an outline map pf India and mark/label in it the food items generally taken by people of different regions of India.(mark for 10 states).</p> <div data-bbox="1108 1236 1435 1417"> </div>  | <p>Google forms</p> <p>Worksheet</p> <p>Art based activities</p> <p>Quiz</p>  |



|  |  |  |   |  |
|--|--|--|---|--|
|  | <b>Keywords</b> <ul style="list-style-type: none"> <li>● preservative</li> <li>● nutrients</li> <li>● starch</li> <li>● proteins</li> <li>● carbohydrates</li> <li>● minerals</li> <li>● vitamins</li> <li>● balanced</li> <li>● dehydration</li> <li>● diet</li> <li>● Staple</li> <li>● Harvested</li> <li>● Chaff</li> <li>● Paddy</li> <li>● Spices</li> </ul> | Importance of water<br><br>Age and food<br><br>Healthy eating habits | <p><b>Super Chef :</b> Make a nutritious salad In the class and explain why it is nutritious</p> <p><b>ART/ Math Integration</b></p> <p>Make a rangoli/patterns using handful of different cereals and pulses.</p> <p><b>Rethink your drink</b></p> <p>Select 10 of your favourite drinks ( pepsi, fanta, rasna, tang etc). Check the label and note down the sugar content of each.. Make a Table on a chart paper, with the drawing or label of that drink in one column and the sugar content in another.According to you is excess sugar good or bad for our health? Justify your answer.</p> |   |
|--|--|--|---|--|

## OCTOBER

| Subject | Topics Covered  | Learning Outcome   | Activities   | Review   |
|---------|---|--|--|--|
| ENGLISH | <b>COURSEBOOK</b><br>Yeti<br><br><br><b>LITERATURE READER</b><br>Poem-Fireworks<br><br><b>USAGE</b><br>Future time reference | Each child will be able to<br><br><i>read aloud</i> the given text using correct pronunciation<br><br><i>comprehend</i> the story while reading the same<br><br><i>respond</i> verbally/in writing to questions based on a story or poem heard or read<br><br><i>infer</i> meaning from the context and draw conclusions from what they have read. | <p><b>Art Integration</b></p> <p><b>Kolam with dots:</b> Make Kolam art using dots on cardboard to decorate the entrance of your home for the upcoming festivals.</p> <p><a href="https://www.youtube.com/watch?v=qVRKMbwusic">https://www.youtube.com/watch?v=qVRKMbwusic</a></p> | Teacher designed worksheets<br><br>Google form / Google Doc <ul style="list-style-type: none"> <li>● MCQ</li> <li>● Short answers</li> <li>● Fill in the blanks</li> <li>● True/False</li> <li>● Analogy</li> <li>● Open ended questions</li> </ul> Online Quiz<br><br>Spell check |

|                     |  |   |   |  |
|---------------------|--|---|---|--|
|                     | <p>Punctuation- commas</p> <p><b>VOCABULARY</b></p> <p>Phrasal Verbs</p>  <p><b><u>Vocabulary List</u></b></p> <p>graze, monastery, enormous, investigate, abominable, incredible, loping around, glacier, mountaineer, ridge</p> | <p><b>use dictionary to find the meanings of difficult words</b></p> <p><b>construct</b> meaningful sentences with at least 5 difficult words.</p> <p><b>answer</b> some factual and inferential questions</p> <p><b>recite</b> the poem with correct pronunciation, intonation and pauses.</p> <p><b>enjoy the poem</b> and its vivid description</p> <p><b>understand similes</b> and play the online game based on it</p> <p><b>use vocabulary words</b> in everyday communication</p> |  <p><b>Jam board activity</b> on Phrasal verbs:</p> <p>Use a graphic organizer to create phrasal verbs from the given verb and also write their meanings.</p> <p><b>Online game: Sorting Similes</b></p> <p><a href="https://www.education.com/game/sorting-similes/">https://www.education.com/game/sorting-similes/</a></p> | <p>Vocabulary Worksheet</p> <p>Comprehension worksheets</p> <p>Conversations</p> <p>Worksheets based on grammar concepts</p> <p>Quizizz - Online quiz</p> <p>Live worksheets</p> <p>Jam board</p> <p>Creative writing worksheet</p>  |
| <p><b>HINDI</b></p> | <p><u>जब मैं पढ़ता था</u></p>  <p>पाठ की व्याख्या, पठन-पाठन, नवीन शब्द, वाक्य रचना एवं प्रश्नोत्तरी गतिविधि</p>  | <p><u>प्रत्येक छात्र कर सकेगा -</u></p> <p>अपने साथ रह रहे लोगों के प्रति अपनी भूमिका को मजबूत करना सीखेगा पाठ में उल्लिखित जीवन मूल्यों के प्रति सोच सकेगा।</p> <ul style="list-style-type: none"> <li>● पाठ का पठन-पाठन कर सकेगा</li> <li>● नवीन शब्दों के अर्थ जान सकेगा</li> <li>● नवान्य शब्दों को विविध प्रकार से वाक्यों में प्रयोग कर सकेगा।</li> <li>● पाठ से जुड़ी मौखिक चर्चा में प्रतिभाग कर सकेगा।</li> <li>● प्रश्नों के उत्तर स्वयं लिख सकेगा।</li> </ul>                  | <p><u>बोर्ड गेम</u></p>  <p><u>(पर्ची उठाओ शब्द बताओ, खेल खिलाओ)</u></p> <p><u>अनुभव आधारित</u></p>  | <p><u><b>मूल्यांकन विधि</b></u></p> <ul style="list-style-type: none"> <li>● गूगल फॉर्म</li> <li>● गूगल डॉक</li> <li>● कविता वाचन एवं अनुच्छेद लेखन</li> <li>● श्रुतलेख परीक्षा</li> <li>● पठन वाचन</li> <li>● (वाक कुशलता )</li> <li>● भाषायी ज्ञान</li> <li>● स्पष्ट वाचन</li> </ul> |

### आसमान में जैसे तारे



पाठ की व्याख्या, पठन  
-पाठन, नवीन शब्द, वाक्य  
रचना एवं प्रश्नोत्तरी  
गतिविधि

### विलोम शब्द



भाषा में विलोम शब्दों का  
सीखना तर्क-वितर्क करने  
के लिए जरूरी है और संसार  
के उपादानों की पूरकता  
समझने के लिए भी।

### व्याकरणिक बोध

अनुच्छेद लेखन श्रुतलेख  
अपठित गद्यांश, पठन  
पाठन, कविता वाचन,  
भाषायी कौशल, व्याकरण  
अभ्यास।

- व्याकरण का भाषा में उपयोग करना सीख सकेगा।
- विलोम शब्दों के माध्यम से वस्तुओं, व्यक्तियों, मौसम और स्वभावों के अंतर को समझ सकेगा।  
उनकी पूरकता को महसूस कर सकेगा।

छात्र अपने माता-पिता के साथ सुबह या शाम को प्रतिदिन व्यायाम करें और व्यायाम से होने वाले फायदों की सूची बनाएं।


### जीवनमूल्य गतिविधि

छात्र अपने घर में सभी सदस्यों से पूछेंगे कि सभी लोग कितने प्रकार की भाषा और बोली जानते हैं। एक सादा पेपर पर सभी से उनकी ही भाषा-बोली में छात्र आपने लिए अलग-अलग उत्साहवर्धक वाक्य लिखवाकर कक्षा में पढ़कर सुनाएगा।

### कलात्मक गतिविधि

### दीवाली की सजावट में हाथ आजमाओ -

छोटी-बड़ी किसी भी प्रकार की बोतल को सितारे, गोल छल्ले या पट्टियों से रंगों की मदद से सजायें और अपने घर की रौनक बढ़ायें।



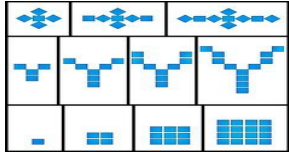



### अनुसंधान कार्य

छात्र आसमान में होने वाली गतिविधियों की एक सूची बनाएं। आकाश गंगा का क्या महत्व है लिखें। इस कार्य के लिए वे गूगल की सहायता ले सकते हैं।

- अनुतान -वितान
- अपठित गद्यांश



|  |  |  |  |  |
|--|--|--|--|--|
|  |  |  |  |  |
|--|--|--|--|--|




|                    |   |   |  |  |
|--------------------|---|---|--|--|
| <p><b>MATH</b></p> | <p><b>Symmetry &amp; Patterns</b></p> <ul style="list-style-type: none"> <li>● Symmetry in daily life</li> <li>● Axis of symmetry</li> <li>● Symmetry in geometrical shapes, numerals &amp; English capital alphabets</li> <li>● Mirror image</li> </ul> <p><b>Patterns</b></p> <ul style="list-style-type: none"> <li>● Pattern, in addition, subtraction, multiplication &amp; division</li> <li>● The pattern in geometrical shapes, numbers &amp; figures.</li> <li>● Number towers.</li> <li>● Code &amp; decode</li> <li>●</li> </ul> | <p><b>Each student will be able to:</b></p> <ul style="list-style-type: none"> <li>● Identify symmetrical objects/ shapes.</li> <li>● Draw horizontal/ vertical line of symmetry</li> <li>● Identify numerals/capital eng alphabets/geometric shapes with line/lines of symmetry.</li> <li>● Draw mirror image/reflection of the given figures</li> </ul> <p><b>Each learner will be able to:</b></p> <ul style="list-style-type: none"> <li>● Identify/frame a rule for the pattern.</li> <li>● Identify and extend the pattern</li> <li>● Compare and contrast the different patterns.</li> <li>● Analyse, evaluate and synthesize relationships between the given numbers and complete the number tower.</li> <li>● Code and decode secret messages by identifying the pattern.</li> </ul> | <p><b>Colour Splash!</b><br/>(Art Integration &amp; Experiential Learning)</p>  <p>Create symmetrical designs by using thread dipped in different colours &amp; paper folding.<br/>➤ Give a caption and describe the ambiguous shapes.</p> <p><b>(Spatial, LM, kinesthetic)</b></p> <p><b>Fun and Festivity!</b><br/>(Experiential Learning)</p>  <p>Create a symmetrical door toran for diwali decoration.</p> <p><b>What Next?</b><br/>(Picture patterns)</p>  <p>Look at the pattern and extend it 2 more times</p>  <p>Find the secret messages represented by each set of numbers.</p> | <p>Teacher designed worksheets on Symmetry &amp; Patterns</p> <p>Quizzes / puzzles</p> <p>Liveworksheet</p> <p>Google form :</p> <ul style="list-style-type: none"> <li>● MCQ</li> <li>● Short answers</li> <li>● Fill in the blanks</li> <li>● True/False</li> <li>● Analogy</li> <li>● Match the following</li> <li>● HOTS</li> </ul> <p>Art Integrated learning</p> <p>Asset Based Worksheet</p> <p>Value based worksheets</p> <p>Framing questions &amp; answering “What if” questions</p> |
|--------------------|---|---|--|--|









# NOVEMBER

| Subject | Topics Covered   | Learning Outcome  | Activities  | Review   |
|---------|--|---|---|--|
| ENGLISH | <p><b>COURSEBOOK</b></p> <p><b>Mulan</b></p>  <p><b>Poem – Racing the wind</b></p> <p><b>LITERATURE READER</b></p> <p><b>Gemma</b></p>  <p><b>USAGE</b><br/>Simple past and past continuous tense</p> <p><b>VOCABULARY</b><br/>Masculine and feminine<br/>Compound adjectives</p> <p><b><u>Vocabulary List</u></b><br/>opportunity, Imperial,</p> | <p><b>Each student will be able to:</b></p> <p><i>read aloud</i> the given text using correct pronunciation and summarize</p> <p><i>understand</i> the difference between a drama and a play.</p> <p><i>respond</i> verbally/in writing to questions based on a story or poem heard or read</p> <p><i>spell</i> at least ten new words</p> <p><i>use</i> the dictionary correctly</p> <p><i>contribute</i> to the class discussion</p> <p><i>construct</i> sentences with new terminology</p> <p><i>frame</i> questions from the story</p> <p><i>infer</i> meaning from the context and draw conclusions from what they have read.</p> <p><i>attempt</i> reference to context</p> <p><i>recite</i> the poem with correct pronunciation, intonation and pauses.</p> <p><i>enjoy the poem</i> and its vivid description</p> <p>play the board game and do the kinesthetic activity based on verbs</p> | <p><b>Ted Talk by Kiran Bedi</b></p> <p><a href="https://www.ted.com/talks/kiran_bedi_a_police_chief_with_a_difference?language=en">https://www.ted.com/talks/kiran_bedi_a_police_chief_with_a_difference?language=en</a></p> <p><b><u>Experiential Learning</u></b></p> <p><b>Indian Women Heroes</b></p> <p>Make an <b>e-information brochure or a poster</b> about any three Indian Female Legends, one each from the field of sports, politics, media/business highlighting their achievements</p> <p><b>Poetic Verse:</b></p> <p>Learn a poem of your choice, record it and share it with your teacher (Choose any one topic- Bravery/Freedom)</p> <p><b>Board Game- WORDLE</b></p> <p>(Time travelling words- Present to Past)</p> <p><b><u>Storyboard Game (Practice of simple past and past continuous tense)</u></b></p> <p>Pictures that create a logical (or illogical!) story will be placed in a jumbled order on the whiteboard.</p> <p>Students have to arrange the pictures in order to tell a story, but they can only do it by telling what happened before and after.</p> <p><b>Online Games on Tenses</b></p> | <p>Teacher designed worksheets</p> <p>Google form / Google Doc</p> <ul style="list-style-type: none"> <li>· MCQ</li> <li>· Short answers</li> <li>· Fill in the blanks</li> <li>· True/False</li> <li>· Analogy</li> <li>· Open ended questions</li> </ul> <p>Online Quiz</p> <p>Spell check</p> <p>Vocabulary Worksheet</p> <p>Comprehension worksheets</p> <p>Conversations</p> <p>Worksheets based on grammar concepts</p> <p>Quizizz - Online quiz</p> <p>Live worksheets</p> <p>Jam board</p> <p>Creative writing worksheet</p> |

|       |   |  |  |  |
|-------|---|--|--|--|
|       | wreaking havoc,<br>practise, practice,<br>trusted, appointed,<br>conflict, ammunition,<br>cautious, loyal   |  |  |  |
| HINDI | <p>यात्रा जो पूरी न हो सकी</p>  <p>पाठ की व्याख्या, पठन<br/>-पाठन, नवीन शब्द, वाक्य<br/>रचना एवं प्रश्नोत्तरी<br/>गतिविधि</p> <p><u>पर्यायवाची शब्द</u></p>  <p>पर्याय का मतलब एक शब्द<br/>के अर्थ वाले अनेक नाम  </p> <p><u>व्याकरणिक बोध</u><br/>अनुच्छेद लेखन श्रुतलेख<br/>अपठित गद्यांश, पठन<br/>पाठन, कविता वाचन,<br/>भाषायी कौशल, व्याकरण<br/>अभ्यास  </p> | <p><u>प्रत्येक छात्र कर सकेगा -</u></p> <p>अपने मित्रों के प्रति अपनी भूमिका को मजबूत<br/>करना सीखेगा पाठ में उल्लिखित जीवन मूल्यों<br/>के प्रति सोच सकेगा  </p> <ul style="list-style-type: none"> <li>• पाठ का पठन-पाठन कर सकेगा</li> <li>• नवीन शब्दों के अर्थ जान सकेगा</li> <li>• नवान्य शब्दों को विविध प्रकार से<br/>वाक्यों में प्रयोग कर सकेगा  </li> <li>• पाठ से जुड़ी मौखिक चर्चा में प्रतिभाग<br/>कर सकेगा  </li> <li>• प्रश्नों के उत्तर स्वयं लिख सकेगा  </li> <li>• व्याकरण का भाषा में उपयोग करना<br/>सीख सकेगा  </li> </ul> <p>पर्यायवाची शब्दों को कविता, कहानी में प्रयोग<br/>कर सकेगा  </p> | <p><u>बोर्ड गेम</u></p>  <p><u>(पर्ची उठाओ शब्द</u><br/><u>बताओ, खेल खिलाओ)</u></p> <p><u>अनुभव आधारित</u></p> <p>छात्र अपने माता-पिता से बात करके ये जानें कि उनके बचपन<br/>में क्या कोई यात्रा ऐसी हुई है जो पूरी न हो सकी हो   एक<br/>संस्मरण मतलब यादों की बातों को ३०-४० शब्दों में लिखें  </p> <p><u>जीवनमूल्य गतिविधि</u></p> <p><u>स्वयं को भाग्यशाली मानो</u></p> <p>छात्र एक उसका रेखा चित्र बनायेंगे जिनके होने से उनके जीवन<br/>में खुशहाली आई हो   और उनके प्रति आभार पूर्ण चार से पाँच<br/>पंक्तियाँ भी लिखेंगे  </p> <p><u>कलात्मक गतिविधि</u></p> | <p><u>मूल्यांकन विधि</u></p> <ul style="list-style-type: none"> <li>• गूगल फॉर्म</li> <li>• गूगल डॉक</li> <li>• कविता वाचन एवं<br/>अनुच्छेद लेखन</li> <li>• श्रुतलेख परीक्षा</li> <li>• पठन वाचन</li> <li>• (वाक कुशलता )</li> <li>• भाषायी ज्ञान</li> <li>• स्पष्ट वाचन</li> <li>• अनुतान-वितान</li> <li>• अपठित गद्यांश</li> </ul> |

|             |  |   |   |  |
|-------------|--|---|---|--|
|             |  |   | <p>छात्र अपनी कल्पना से कोई ऐसा चित्र बनाएँ जिसमें कोई व्यक्ति, बच्चा या पक्षी मुश्किल में फँसा हो और कहीं से उसको मदद मिल रही हो। किंतु मदद करने वाला दिखे नहीं।</p>    |  |
| <b>MATH</b> | <p><b>Multiplication</b></p> <ul style="list-style-type: none"> <li>• Identification and usage of correct vocabulary words</li> <li>• Multiplication of 4/5-digit number by 2/3 digit number</li> <li>• Formulating rules/properties of multiplication</li> <li>• Multiplication by 10, 100, 1000</li> <li>• Statement questions based on real-life situations</li> <li>• Formulating questions</li> </ul> | <p><b>Each student will be able to:</b></p> <ul style="list-style-type: none"> <li>• Define terms related to multiplication</li> <li>• Multiply of 4/5-digit number by 2/3 digit number</li> <li>• Formulate, interpret, &amp; relate the properties and carry out the operation</li> <li>• Multiply by 10, 100, 1000</li> <li>• Comprehend the operation and the key terms used and solve questions.</li> <li>• Frame and solving statement questions</li> </ul> | <p><b>Buyers &amp; Sellers</b><br/>(Experiential learning)</p>  <p>Plan your shopping within the allocated budget and prepare bills.</p> <p><b>Rags 2 Riches</b><br/>(Art and Subject Integration)</p>  <p>Case study based on the life of a junk seller. Use an old newspaper to make a puppet and narrate a story.</p> | <p>Teacher designed:<br/>Quizzes / Quizlet</p> <p>Case Study<br/>Liveworksheets</p> <p>Google form :</p> <ul style="list-style-type: none"> <li>• MCQ</li> <li>• Short answers</li> <li>• Fill in the blanks</li> <li>• True/False</li> <li>• Analogy</li> <li>• Match the following</li> <li>• HOTS</li> </ul> <p>Asset Based Worksheet</p> <p>Value based worksheets</p> |
| <b>EVS</b>  | <p><b><u>Looking After Our Resources</u></b></p> <p>Alternative sources of energy.</p>   | <p><b>Each student will be able to:</b></p> <p>Recognize the elements that make our environment.</p>  | <p><b><u>CASE STUDY</u></b></p> <p><b><u>Newspaper Activity</u></b></p>   | <p>Hands on activities<br/>/Experiment<br/>Open ended questions<br/>Discussion<br/>Debate</p>  |

|  |  |  |  |  |
|--|--|--|--|--|
|  | <p>Conservation of Natural Resources</p> <p>Recycling of resources</p> <p>How air, water soil get polluted</p> <p>Ways to keep the soil, air, water clean</p> <p>Eco-friendly Practices</p> <p><b>Keywords</b></p> <ul style="list-style-type: none"> <li>● Recycling</li> <li>● Kabadiwallas</li> <li>● Scrap Dealers</li> <li>● Solar Heaters</li> <li>● Solar Cookers</li> <li>● Polluted</li> <li>● Particles</li> <li>● Chemicals</li> <li>● 3R,4R,5R</li> <li>● Compost</li> </ul> | <p>Comprehend the importance of our environment</p> <p>Identify the reasons due to which our environment is in danger</p> <p>Connect air pollution, driving,</p> <p>Define pollution</p> <p>And learn about different types of pollution</p> <p>Explore ways of keeping the air, water and soil clean</p> <p>Research how breathing in this air can affect people's bodies and health.</p> | <p>Collect the articles from newspaper regarding air pollution in your city do a case study on the current situation of air quality. Discuss in the class.</p> <p><b><u>Debate</u></b></p> <p>Have a debate on the following topic:</p> <p><b>We can live a plastic-free life</b></p> <p>Some students can support the statement. Others can oppose it.</p> <p><b><u>Art Integration</u></b></p> <p><b><u>Make a Poster</u></b></p> <p>Saving the environment is the need of an hour . One nice way to create awareness for this is to write short messages in the form of slogans, for example "Think outside the trash, recycle!" Think on catchy slogans and make a poster on recycling depicting 3 R's.</p>  <p><b><u>Integrated learning (English and Evs)</u></b></p> <p>Creative Writing: <b>Journey of a drop of water</b></p> <p>Imagine yourself as a drop of water and write a page describing your journey in polluted rivers etc.</p> |  |
|--|--|--|--|--|

**Discoveries that changed the world**

**&**

**Inventions that brought us closer**

Discovery of fire

Learning to grow crops

Discovery of metals

Steam engine

Locomotive

Motor Car

Aeroplane

**Keywords**

- Nomadic
- Civilised
- Earthen

**Each student will be able to:**

Identify famous scientists and inventors.

Understand the importance of inventions.

Write 5 uses of fire?

Write three most important inventions and discoveries made by early humans.

### Experiential learning

**Make your own pollution catcher.**

Using a disposable plate, yarn and Vaseline.

<https://youtu.be/9uVdi-3AqRE>



### EVS meets English

Write a short essay on the modes of transport that you have used. Highlight their importance. Also, mention your favourite mode of transport.

### EVS meets art

After reading the chapter make a sketch of early man doing any one activity.



### Explore-Inventor in you

Use your imagination and creativity to invent something which can make your life easier. It could be a model / drawing. Explain your invention and reason behind it.

HOTS questions



Discussion forums

Open ended questions





Invention

- Copper
- Archaeologists
- Steam Engine
- James Watt
- Scotland
- George Stephenson
- Locomotive
- Steamers
- Karl Benz
- Gottlieb Daimler
- Orville
- Wilbur Wright

## DECEMBER

| Subject | Topics Covered  | Learning Outcome   | Activities  | Review   |
|---------|---|--|---|--|
| ENGLISH | <p><b>COURSEBOOK</b></p> <p>The Case of the Candy Bandit</p>  <p>Poem- Talk about Caves</p> <p><b>LITERATURE READER</b></p> <p>Boy Scouts Forever</p>  | <p><b>Each student will be able to:</b></p> <p><i>read aloud</i> the given text using correct pronunciation</p> <p><i>comprehend</i> the story while reading the same</p> <p><i>respond</i> verbally/in writing to questions based on a story or poem heard or read</p> <p><i>infer</i> meaning from the context and draw conclusions from what they have read.</p> <p><i>use</i> dictionary to find the meanings of difficult words</p> <p><i>construct</i> meaningful sentences with at least 5 difficult words.</p> | <p><b><u>Art Integration Activity - Scout Logo!</u></b></p> <ul style="list-style-type: none"> <li>• 'Be Prepared' is the Scout motto</li> <li>• Make a group of four with your classmates.</li> <li>• Give your group an innovative name and chalk out the aims of your group.</li> <li>• Think of a good motto and design a logo for the group.</li> <li>• Present your work in the form of a google slide presentation.</li> </ul> <p><b><u>Graphic Organiser - 'Talk about Caves'</u></b></p> <p>Think what a cave means to a caveman, a lion and a boy living in a city.<br/>Use a graphic organizer to present your findings.</p> | <p>Teacher designed worksheets</p> <p>Google form / Google Doc</p> <ul style="list-style-type: none"> <li>• MCQ</li> <li>• Short answers</li> <li>• Fill in the blanks</li> <li>• True/False</li> <li>• Analogy</li> <li>• Short answers</li> <li>• HOTS</li> <li>• Open ended questions</li> </ul> <p>Online Quiz</p> <p>Spell check</p> <p>Vocabulary Worksheets</p> |



|       |  |   |   |   |
|-------|--|---|---|---|
|       | <p><b>USAGE</b><br/>Use of can &amp; may<br/>Conjunctions</p> <p><b>VOCABULARY</b><br/>Mystery words</p>  <p>Palindromes</p>  <p><b><u>Vocabulary List</u></b><br/>strongroom, weary, suspiciously, supersleuth, sniff around, peek, snuggle, plotted, convince, nudge, accomplice, despicable, deserved, sigh</p> | <p><i>recite</i> the poem with correct pronunciation, intonation and pauses.</p> <p><i>enjoy the poem</i> and its vivid description</p> <p><i>compare and contrast</i> the importance of a cave for different creatures</p> <p><i>create</i> an echo sound</p> <p>participate in grammar games and kinesthetic activities for language learning</p> <p>apply grammar concepts in everyday writing</p> <p>use vocabulary words in everyday communication</p> | <p><b><u>Pair &amp; Share</u></b><br/><b>Palindrome</b><br/>Create a word search on palindromes by using the given app and share it with your partner.<br/><b>Word Search Creator</b><br/><a href="https://www.abcya.com/games/make_a_word_search">https://www.abcya.com/games/make_a_word_search</a></p> <p>Find ten palindromes from the word search and make sentences using those.</p> <p><b>Conjunctions</b></p>   <p><b>FANBOYS Conjunction wheel</b><br/>Students frame sentences after spinning the wheel</p> | <p>Comprehension worksheets</p> <p>Conversations</p> <p>Worksheets based on grammar concepts</p> <p>Quizizz - Online quiz</p> <p>Live worksheets</p> <p>Padlet/ Google slides</p> |
| HINDI | जन्मदिन के बहाने   | <p><u>प्रत्येक छात्र कर सकेगा -</u></p> <p>अपने सहायकों के प्रति अपनी भूमिका को मजबूत करना सीखेगा पाठ में उल्लिखित जीवन मूल्यों के प्रति सोच सकेगा ।</p> <ul style="list-style-type: none"> <li>पाठ का पठन-पाठन कर सकेगा</li> </ul>   | बोर्ड गेम   | <p><b><u>मूल्यांकन विधि</u></b></p> <ul style="list-style-type: none"> <li>गूगल फॉर्म</li> <li>गूगल डॉक</li> <li>कविता वाचन एवं अनुच्छेद लेखन</li> </ul>                          |



पाठ की व्याख्या, पठन-पाठन, नवीन शब्द, वाक्य रचना एवं प्रश्नोत्तरी गतिविधि

मुहावरे



भाषा में रोचकता बढ़ाने के लिए मुहावरों का प्रयोग होता है।

### व्याकरणिक बोध

अनुच्छेद लेखन श्रुतलेख अपठित गद्यांश, पठन पाठन, कविता वाचन, भाषायी कौशल, व्याकरण अभ्यास | पत्र लेखन

- नवीन शब्दों के अर्थ जान सकेगा
- नवान्य शब्दों को विविध प्रकार से वाक्यों में प्रयोग कर सकेगा।
- पाठ से जुड़ी मौखिक चर्चा में प्रतिभाग कर सकेगा।
- प्रश्नों के उत्तर स्वयं लिख सकेगा।
- व्याकरण का भाषा में उपयोग करना सीख सकेगा।

मुहावरों के द्वारा किसी कहानी या अनुच्छेद को रोचकता दे सकेगा।  
मुहावरों को जोड़कर एक कहानी लिख सकेगा।




(पर्ची उठाओ शब्द बताओ, खेल खिलाओ)

### अनुभव आधारित

क्या होता जब आपके दादा जी आपका जन्मदिन वैसे मनाने की तैयारी करें जैसे उनके माता-पिता उनका मनाते थे तो आपको कैसा लगता। अपने दादा जी या नाना जी से बातें करते हुए जानें कि उनको जन्मदिन का उत्सव कैसे मनाना अच्छा लगता है।

उनके जन्मदिन के लिए एक पुराने गिलास या जेम की बोतल, सुनहरी पट्टी, और मटर के दानों आदि से एक कैंडिल स्टैंड बनाकर उन्हें भेंट करें।



- श्रुतलेख परीक्षा
- पठन वाचन
- (वाक कुशलता )
- भाषायी ज्ञान
- स्पष्ट वाचन
- अनुतान -वितान
- अपठित गद्यांश

### जीवनमूल्य गतिविधि

#### विविधता का उत्सव

छात्र अपनी दादी, नानी, माँ, बुआ, मामी और मौसी से बात करके जाने कि उन्हें ऐसी कौन सी बात अच्छी लगती है जो उनके परिवार में लगभग सबको पसंद आती हो।



सभी के मन की बातें जानकार उनके चित्र के साथ उनके मन की बातों की सूची बनाइए।

जैसे- भोजन, कपड़े, देश ,संस्कृति , संगीत और भारत के शहर आदि....


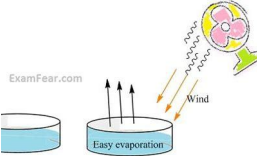
#### कलात्मक गतिविधि



छात्र अपने परिवार का रेखाचित्र बनाएँ और अपने सभी जनों के लिए सोचकर उनके नाम के साथ एक-एक मुहावरा लिखकर उनको सुनाएं।

|             |  |  |  |   |
|-------------|--|--|--|---|
|             |  |  | <p><b>रचनात्मक कार्य</b></p> <p>आप अपने जन्मदिवस की सूचना जो सितम्बर में पड़ता है। देते हुए अपने मित्र को आमन्त्रण पत्र लिखो। आपका मित्र मनाली में रहता है और आप दिल्ली में।</p>   |   |
| <b>MATH</b> | <p><b>Division</b></p> <ul style="list-style-type: none"> <li>• Identification and usage of correct vocabulary words</li> <li>• Division of 4/5-digit number by 1/2 digit number</li> <li>• Formulating rules/properties of division</li> <li>• Division by 10, 100, 1000</li> <li>• Statement questions based on real-life situations</li> <li>• Formulating questions</li> </ul> | <p><b>Each student will be able to:</b></p> <ul style="list-style-type: none"> <li>• Define terms related to division</li> <li>• Division of 4/5-digit number by 1/2 digit number</li> <li>• Formulate, interpret, &amp; relate the properties and carry out the operation.</li> <li>• Division by 10, 100, 1000</li> <li>• Comprehend the operation and the key terms used and solve questions.</li> <li>• Frame and solving statement questions</li> </ul> | <p><b>Jewel-O-metry</b><br/>(Experiential Learning &amp; Art Integration)</p>  <p>Divide &amp; cut newspaper/old magazine pages into equal sized strips, roll it on a toothpick to make beads. Make a jewellery piece using these beads.</p> <p><b>Tribal Connect</b><br/>(Experiential Learning &amp; Art Integration)</p> <p>Make a BHIL painting on an A4 sheet. Divide and cut it into 16 equal sized triangles to make a jigsaw puzzle.</p>  | <p>Teacher designed:</p> <p>Quizzes / puzzles</p> <p>Liveworksheet.com</p> <p>Google form :</p> <ul style="list-style-type: none"> <li>• MCQ</li> <li>• Short answers</li> <li>• Fill in the blanks</li> <li>• True/False</li> <li>• Analogy</li> <li>• Match the following</li> <li>• HOTS</li> </ul> <p>Art Integrated learning</p> <p>Asset Based Worksheet</p> <p>Framing questions &amp; answering "What if" questions</p> |
| <b>EVS</b>  | <p><b>The making of clothes</b><br/>( activity based )</p> <ul style="list-style-type: none"> <li>• Cotton</li> </ul>  | <p><b>Each student will be able to:</b></p> <p>Name fibres that we get from plants and animals.</p>  | <p><b>Weave a basket</b><br/>(best out of waste)</p> <p>Using old wool and disposable plates.( Link is given for refernce)</p>   | <p>Activity based</p> <p>Experiential Learning</p>  |


|  |   |  |  |   |
|--|---|--|--|---|
|  | <ul style="list-style-type: none"> <li>● Silk</li> <li>● Spinning</li> <li>● Weaving</li> <li>● Dyeing &amp; Printing</li> <li>● Taking care of clothes</li> </ul> <p><b>Keywords</b></p> <ul style="list-style-type: none"> <li>● Silkworm</li> <li>● Cocoon</li> <li>● Mulberry</li> <li>● Fibre</li> <li>● Synthetic</li> <li>● Spinning</li> <li>● Yarn</li> <li>● Charkha</li> <li>● Weaving</li> <li>● Handloom</li> <li>● Dyeing</li> <li>● Tailoring</li> <li>● Detergent</li> <li>● Mildew</li> <li>● Napthalene</li> </ul> <p><b>Weather and Climate</b></p> <p>Rain, Hail and snow</p> <p>Fog, dew and frost</p> <p>Humidity</p> <p>Climate</p> <p><b>Vocabulary</b></p> | <p>Understand the lifecycle of silkworm</p> <p>Tell how is yarn made</p> <p>Take care of clothes</p> <p>Tell how clothes are made</p> <p>Identify different textiles</p> | <p><a href="https://youtu.be/jkhabw_Zlug">https://youtu.be/jkhabw_Zlug</a></p> <p><u><b>Value Based</b></u></p> <p>Father of our nation was known for spinning yarn? It was his vow to spin daily without fail. Even though he was very busy, he would never avoid spinning yarn. Can you guess who he was? Give reason why he used to spin? What did he called his spinning wheel? Was the wheel a symbol of our flag for sometime?</p> <p><u><b>Scrap book</b></u></p> <p><u><b>Handcraft Industry of India</b></u></p> <p>Clothes have different prints and colours. Collect information about the handcraft industry of clothes of 5 states of India and stick the images. Mention the name of state and the type of handloom.</p> <p>Example Sambalpuri of Orissa , Pochampally of Hyderabad, Kanjivaram of Tamilnadu and Sanganeri block printing of Rajasthan.</p> <p>For more information visit</p> <p><a href="https://khadicotton.com/different-types-of-indian-handloom-fabric-materials">https://khadicotton.com/different-types-of-indian-handloom-fabric-materials</a></p> <p><u><b>Value based</b></u></p> <p>When we cut too many trees and not plant new ones , it slowly starts affecting the weather. Fewer trees can lead to dirtier air and less rainfall. Trees are necessary for rainfall. Discuss what human beings do that lead to changes in the fewer weather . Will this affect our lives in some way?</p> | <p>Value Based Questions</p> <p>Experiential learning</p> <p>worksheets</p> <p>quiz</p> |
|--|---|--|--|---|

|  |  |  |  |   |
|--|--|--|--|---|
|  | <ul style="list-style-type: none"> <li>Weather</li> <li>Hail</li> <li>Evaporation</li> <li>Condensation</li> <li>Dew</li> <li>Frost</li> <li>Humidity</li> <li>Arctic</li> <li>Frigid</li> <li>Torrid</li> </ul> | <p><b>Each student will be able to:</b></p> <p>Tell what is weather?</p> <p>How dews are formed?</p> <p>Reasons on which climate depends.</p> <p>Examples to show that the kind of crops that people grow depends on the climate.</p> <p>What causes wind?</p> | <p><u><b>Experiential learning</b></u></p> <p>_To observe the evaporation in windy conditions</p> <p>Take two identical bowls and some water.</p> <p>Fill both the bowls with equal quantity of water and mark the levels.</p> <p>Now place one of the bowls directly under a fan and the other away from it, for an hour. Mark the levels of water in both the bowls after one hour.</p> <p><u><b>Data collection</b></u></p> <p>_Collect Information about weather conditions in a coastal area, in plains and in a hill station. Note the temperature variations and discuss in the class.</p> <p><u><b>Weather Calendar</b></u></p>  |  |
|--|--|--|--|---|

# JANUARY

| Subject | Topics Covered  | Learning Outcome                            | Activities                            | Review                             |
|---------|---|---|---------------------------------------|------------------------------------|
| ENGLISH | <p><b>COURSEBOOK</b></p> <p>Dr Dolittle Learns a New Language</p> | <p><b>Each student will be able to:</b></p> | <p><u><b>Art Integration-</b></u></p> | <p>Teacher designed worksheets</p> |





## LITERATURE READER

The Boy Who Could Not Finish a—

## USAGE

Adverbs - Comparisons

| Degrees of Comparison |   |   |
|-----------------------|---|---|
|                       | adjectives                                  | adverbs   |
| positive degree       | • angry<br>• calm<br>• wonderful            | • angrily<br>• calmly<br>• wonderfully                |
| comparative degree    | • angrier<br>• calmer<br>• more wonderful   | • more angrily<br>• more calmly<br>• more wonderfully |
| superlative degree    | • angriest<br>• calmest<br>• most wonderful | • most angrily<br>• most calmly<br>• most wonderfully |

## VOCABULARY

Animal Sounds

## WRITING

Informal e-mail writing

### Vocabulary List

marsh, cracker-crumbs, illness, spectacles, badgers, communicate, sculptor, mason, adhesive, bust, pedestal, figurine, chisel, torso

*read aloud* the given text using correct pronunciation and summarize

*comprehend* the story while reading the same

*respond* verbally/in writing to questions based on a story or poem heard or read

*spell* at least ten new words

*use* the dictionary correctly

*contribute* to the class discussion

*construct* sentences with new terminology

*frame* questions from the story

*infer* meaning from the context and draw conclusions from what they have read.

participate in grammar games for language learning

## Comic strips: Conversations with your animal friends

Use the following link and create a comic strip showing a conversation between animals and humans as visualized by you.

<https://www.makebeliefscomix.com/pet-words-comic-starters/>

### Animal Hink Pinks



A Hink Pink (sometimes called a “rhyming pair”) is a pair of rhyming words that matches a silly definition.

For example:

- A black bird that does not fly fast - slow crow
- A rabbit that tells jokes - funny bunny

Create 5 Hink Pinks using animal names to ask in the class.

### **Play, learn, and enjoy!**

An innovative English game wherein the learners need to compare the adverb degrees and choose the correct option for the question asked.

[Degrees of Adverbs | Adverb Games](https://www.turtlediary.com/game/degrees-of-adverbs.html)

<https://www.turtlediary.com/game/degrees-of-adverbs.html>

Google form/doc:

- MCQ
- Short answers
- Match the following
- HOTS

Online Quiz

Spell check

Comprehension Worksheet

Vocabulary Worksheets

Creative Writing Worksheets

Worksheets based on grammar concepts

HINDI

**खिड़की मेरे कमरे की**



प्रत्येक छात्र कर सकेगा -

बोर्ड गेम

मूल्यांकन विधि

- गूगल फॉर्म
- गूगल डॉक

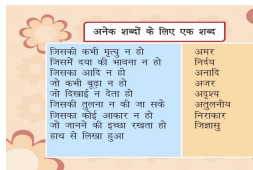
पाठ की व्याख्या, पठन  
-पाठन, नवीन शब्द, वाक्य  
रचना एवं प्रश्नोत्तरी  
गतिविधि

बुलबुलों की गिनती



पाठ की व्याख्या, पठन  
-पाठन, नवीन शब्द, वाक्य  
रचना एवं प्रश्नोत्तरी  
गतिविधि

अनेक शब्दों के लिए एक  
शब्द



व्याकरणिक बोध

अनुच्छेद लेखन श्रुतलेख  
अपठित गद्यांश, पठन  
पाठन, कविता वाचन,  
भाषायी कौशल, व्याकरण  
अभ्यास | पत्र लेखन

अपने वातावरण एवं घर की वस्तुओं के प्रति  
अपनी भूमिका को मजबूत करना सीखेगा पाठ  
में उल्लिखित जीवन मूल्यों के प्रति सोच  
सकेगा |

- पाठ का पठन-पाठन कर सकेगा
- नवीन शब्दों के अर्थ जान सकेगा
- नवान्य शब्दों को विविध प्रकार से  
वाक्यों में प्रयोग कर सकेगा |
- पाठ से जुड़ी मौखिक चर्चा में प्रतिभाग  
कर सकेगा |
- प्रश्नों के उत्तर स्वयं लिख सकेगा |
- व्याकरण का भाषा में उपयोग करना  
सीख सकेगा |

मुहावरों के द्वारा किसी कहानी या अनुच्छेद  
को रोचकता दे सकेगा |  
मुहावरों को जोड़कर एक कहानी लिख सकेगा |

निबंध, अनुच्छेद, लेखन और कहानी  
लेखन में उपयोगी के रूप में छात्र सीखेंगे |  
अनेक शब्दों के लिए एक शब्द बनाना



(पर्ची उठाओ शब्द बताओ, खेल खिलाओ)

अनुभव आधारित

उजाले के मायने क्या?

शाम को घर की खिड़की खोलकर अपने परिवार के साथ  
खड़े होकर देखें, क्या सूरज किसी को कम ज्यादा रोशनी  
देता है ? या सूरज की रोशनी पर सबका बराबर  
अधिकार है। उसके बाद मम्मी-पापा और दादा-दादी से  
भैया, दीदी से अलग अलग पूछें कि उनके लिए उजाले  
का मतलब क्या है?

सावधान गतिविधि

स्वास्थ्य पूरक

अपने घर में प्राथमिक उपचार सुरक्षा बॉक्स का निर्माण करें  
और सुनिश्चित करें कि इस डिब्बे में सबसे महत्वपूर्ण किस  
चीज का होना रहेगा |

- कविता वाचन एवं  
अनुच्छेद लेखन
- श्रुतलेख परीक्षा
- पठन वाचन
- (वाक कुशलता )
- भाषायी ज्ञान
- स्पष्ट वाचन
- अनुतान -वितान
- अपठित गद्यांश



यूट्यूब वीडियो देखें

<https://www.youtube.com/watch?v=o23aPH45LBs>

जीवनमूल्य गतिविधि


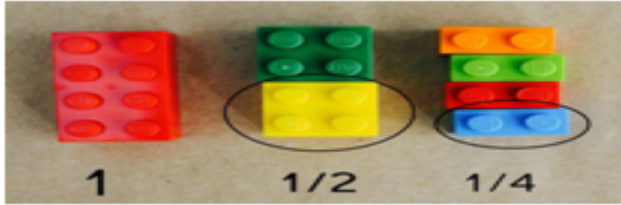

<https://cutt.ly/LbD8i82>



उक्त लिंक पर कहानी देखें और कहानी में जो शक्ति ने किया उससे अलग युक्ति जो आपकी अपनी हो उसको लिखकर कक्षा में साझा करें |

**रचनात्मक कार्य सोने के हाथ**

छात्र किसी भी कार्य के लिए ये नहीं कहें कि वे ये कार्य कर नहीं सकते । इस बात को ध्यान में रखते हुए अपने घर की खिड़की में एक पौधा सजायें और वह पौधा वहाँ आकर क्या सोच रहा होगा? स्वयं को पौधे की जगह रखकर उसकी मन की बात लिखकर कक्षा में साझा करें

<https://cutt.ly/lbRNIOM>

|             |   |  |  |  |
|-------------|---|--|--|--|
|             |   |  |    |  |
| <b>MATH</b> | <p><b>Fractions</b></p> <ul style="list-style-type: none"> <li>● Identification and representation of fractions</li> <li>● Like &amp; unlike fractions</li> <li>● Comparison of like fractions</li> <li>● Proper , improper &amp; unit fractions</li> <li>● Mixed fractions</li> <li>● Changing improper fraction into mixed fraction and vice versa</li> </ul> | <p><b>Each student will be able to:</b></p> <ul style="list-style-type: none"> <li>● Calculate the required fraction of a given collection.</li> <li>● Distinguish between like and unlike fractions</li> <li>● Compare and arrange like fractions into ascending/ descending order</li> <li>● Identify &amp; differentiate between proper , improper &amp; unit fraction</li> <li>● Validate a mixed fraction by converting it into improper fraction and vice versa</li> <li>● Change an improper fraction into mixed fraction and vice versa</li> <li>● Find equivalent fraction of a given fraction</li> </ul> | <p><b>Part of a Whole</b><br/>(Experiential Learning)</p>  <p>Show the whole and its fractional parts using lego blocks. Also, create equivalent fraction towers using lego blocks.</p> <p><b>My Circular World</b><br/>(experiential Learning &amp; Art Integration)</p>  <p>Create a picture of an animal of your choice using fractional parts of a circle, and write two interesting facts about it.</p> | <p>Teacher designed:</p> <p>Quizzes / puzzles</p> <p>Art Integration</p> <p>Liveworksheets</p> <p>Google form :</p> <ul style="list-style-type: none"> <li>● MCQ</li> <li>● Short answers</li> <li>● Fill in the blanks</li> <li>● True/False</li> <li>● Analogy</li> <li>● Match the following</li> <li>● HOTS</li> </ul> <p>Asset Based Worksheet</p> <p>Value based worksheets</p> <p>Framing questions &amp; answering “What if” questions</p> |

|            |  |   |   |   |
|------------|--|---|---|---|
|            | <ul style="list-style-type: none"> <li>Equivalent fraction (pictorial representation)</li> </ul>   |   |   |   |
| <b>EVS</b> | <p><b><u>Air</u></b></p> <p>How air helps?</p> <p>Properties of air</p> <p>Composition of air</p> <p>Uses of air</p> <p><b>Keywords</b></p> <ul style="list-style-type: none"> <li>Oxygen</li> <li>Occupies</li> <li>Exert</li> <li>Weight</li> <li>Pressure</li> <li>Contracts</li> <li>Expand</li> <li>Sinks</li> <li>Float</li> </ul> | <p><b>Each student will be able to:</b></p> <p>Name the different layers of the atmosphere.</p> <p>Represent the composition of air in the form of a pie chart.</p> <p>State the percentage of main gases in air</p> <p>Compare the composition of breathed and unbreathed air.</p> <p>List the uses of air.</p> <p>Demonstrate that air takes up space, and puts pressure, or pushes, on everything around it.</p> | <p><b><u>Hands on Activity</u></b></p> <p>Make an ANEMOMETER <a href="https://youtu.be/604aOiRAYqk">https://youtu.be/604aOiRAYqk</a></p>  <p><b><u>Experiments showing properties of air</u></b></p> <p><b><u>Candle drinking water</u></b></p> <p><b>To observe that air occupies space. To observe that oxygen is present in the air.</b></p> <p><b><u>Fountain Bottle</u></b></p> <p><a href="https://youtu.be/X02ggRSy54k">https://youtu.be/X02ggRSy54k</a></p>  <p><b><u>EVS meets art</u></b></p> | <p>Hands on activities</p> <p>/Experiment</p> <p>Open ended questions</p> <p>Discussion</p> <p>Worksheets</p> |

### Movements of the earth

(Activity based)

Rotation of the earth

Revolution around the sun

Changes that occur during the

1.Length of the day

2.Months of December ,  
March, June and  
September.

#### **Keywords**

- Equator
- Northern Hemisphere
- Southern Hemisphere
- Axis

**Each student will be able to:**

Differentiate between rotation and revolution.

Explain the cause of day and night.

Causes of seasons

Understand two hemispheres of earth

**Using air to create an abstract art.**

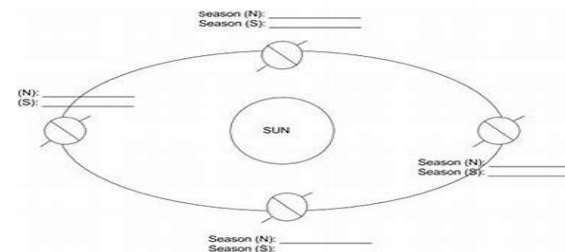


### Experiential Learning

Look at the globe and locate your country in it. Now, find out the hemisphere in which your country is located.



Label the seasons experienced by the two hemispheres at the different positions in the following diagram



### Hands on activity

Teacher designed worksheets

Google form/doc:

- MCQ
- Short answers
- Match the following
- HOTS

Online Quiz





- Rotation
- Revolves
- Orbit
- Revolution



To observe the rotation of earth by making **SUNDIAL**.


<https://youtu.be/CQViTzK0AsA>



## FEBRUARY & MARCH

| Subject | Topics Covered  | Learning Outcome   | Activities  | Review  |
|---------|---|--|---|---|
| ENGLISH | <p><b>COURSEBOOK</b><br/>The Governess</p>  <p><b>Poem-</b> I Asked a Little Boy Who Cannot See</p> <p><b>LITERATURE READER</b><br/>The Town Mouse and His Country Cousin</p> | <p><b>Each student will be able to:</b></p> <p><i>read aloud</i> the given text using correct pronunciation and summarize</p> <p><i>respond</i> verbally/in writing to questions based on a story or poem heard or read</p> <p><i>spell</i> at least ten new words and <i>use</i> the dictionary correctly</p> <p><i>contribute</i> to the class discussion</p> <p><i>construct</i> sentences with new terminology and participate in JAM</p> <p><i>frame</i> questions from the story</p> | <p><b>Crossword Puzzle</b></p> <p>Use the following link to create a crossword based on vocabulary words related to ways of life in a village and city.<br/><a href="https://www.abcya.com/games/crossword_puzzle_maker">https://www.abcya.com/games/crossword_puzzle_maker</a></p> <p><b><u>Activity: Senses</u></b></p> <p>Acting out sensory perceptions with the class.</p> <p><b><u>Art Integration activity</u></b></p>  <p>Make a card using Saura art and write a message to your teacher /friend about 'The year that was' in the form of a poem.</p> | <p>Teacher designed worksheets</p> <p>Google form:</p> <ul style="list-style-type: none"> <li>● MCQ</li> <li>● Short answers</li> <li>● Match the following</li> <li>● HOTS</li> </ul> <p>Online Quiz</p> <p>Spell check</p> <p>Comprehension Worksheet</p> |

|       |  |  |  |   |
|-------|--|--|--|---|
|       | <p><b>USAGE</b><br/>Punctuations<br/>Prepositions of movement</p> <p>Rearranging the words into sentences</p> <p>Revision all concepts (Editing based on usage for sentences as well as paragraphs)</p> <p><b>VOCABULARY</b><br/>Idioms based on animals</p> <p><b>RECAPITULATION</b> to prepare students for Class V</p> <p><b>Vocabulary List</b><br/>feast, burlap, barn, coarse, banquet, rural, agricultural, congested, noisy, metropolis, urban, rustic, pastoral</p> | <p>create a card and express his/her experience of the year in the form of a poem/short paragraph</p> <p>participate in grammar games and kinesthetic activities for language learning</p> <p>revise the concepts by attempting exit worksheets and online quizzes</p>                                 | <p><b>Saura Art:</b><br/>Saura tribal painting is a style of wall <a href="#">mural paintings</a> associated with the <a href="#">Saura tribals</a> of the <a href="#">state of Odisha</a> in <a href="#">India</a>. These paintings, also called ikons (or ekons) are visually similar to <a href="#">Warli paintings</a> and hold religious significance for the Sauras. Ikons were originally painted on the walls of the Saura's adobe huts.<br/><a href="https://www.youtube.com/watch?v=FvK_n-xXD_U">https://www.youtube.com/watch?v=FvK_n-xXD_U</a></p> <p><b>Press interview</b></p> <p>Children take up the roles of the characters from the story and answer questions posed by classmates.</p> <p><b>JAM session</b></p> <p>Learners speak for a minute on ways of life in a village and in the city</p> <p><b>Vocabulary Chair Game: HOT SEAT</b><br/>The student in the hot seat listens to other students and tries to guess the word.</p> | <p>Vocabulary Worksheets</p> <p>Creative Writing Worksheets</p> <p>Worksheets based on grammar concepts</p> <p>ASSET based worksheets</p>   |
| HINDI | <p>आसमान की सात सीढ़ियाँ</p>  <p>पाठ की व्याख्या, पठन-पाठन, नवीन शब्द, वाक्य रचना एवं प्रश्नोत्तरी गतिविधि</p> <p>आचार्य चाणक्य</p>   | <p>प्रत्येक छात्र कर सकेगा -</p> <p>अपने जीवन के उद्देश्यों के प्रति एवं अपने स्वाभाव के प्रति अपनी भूमिका को मजबूत करना सीखेगा पाठ में उल्लिखित जीवन मूल्यों के प्रति सोच सकेगा</p> <ul style="list-style-type: none"> <li>पाठ का पठन-पाठन कर सकेगा</li> <li>नवीन शब्दों के अर्थ जान सकेगा</li> </ul> | <p><b>बोर्ड गेम</b></p>   | <p><b>मूल्यांकन विधि</b></p> <ul style="list-style-type: none"> <li>गूगल फॉर्म</li> <li>गूगल डॉक</li> <li>कविता वाचन एवं अनुच्छेद लेखन</li> <li>श्रुतलेख परीक्षा</li> <li>पठन वाचन</li> </ul> |



पाठ की व्याख्या, पठन  
-पाठन, नवीन शब्द, वाक्य  
रचना एवं प्रश्नोत्तरी  
गतिविधि

### व्याकरणिक बोध

पुनरावृत्ति पाठ  
संज्ञा  
मधुप पाठमाला से कविता  
पाठ  
किताब में छूटा हुआ  
व्याकरण संबोध अभ्यास  
कार्य।

प्रत्यय, अनुच्छेद लेखन,  
श्रुतलेख, अपठित  
गद्यांश, पठन पाठन  
, कविता वाचन, भाषायी  
कौशल, व्याकरण  
अभ्यास, पुनरावृत्ति

- नवान्य शब्दों को विविध प्रकार से वाक्यों में प्रयोग कर सकेगा।
- पाठ से जुड़ी मौखिक चर्चा में प्रतिभाग कर सकेगा।
- प्रश्नों के उत्तर स्वयं लिख सकेगा।
- व्याकरण का भाषा में उपयोग करना सीख सकेगा।

मुहावरों के द्वारा किसी कहानी या अनुच्छेद को रोचकता दे सकेगा।  
मुहावरों को जोड़कर एक कहानी लिख सकेगा।

### (पर्ची उठाओ शब्द बताओ, खेल खिलाओ)

#### अनुभव आधारित

छात्र किसी भी छुट्टी का दिन निर्धारित करके सुबह से एक कमरे में रहें लेकिन कुछ भी न करें। भूख लगने पर खाना खाएँ और अपने मन पर ध्यान दें जो विचार आयें उनको लिखते रहें।

शाम को वे बातें अपनी माँ से साझा करें और उनके साथ एक सुंदर चर्चा कर जाने एकांत कितना आवश्यक होता है हमारे लिए।

#### अनुसंधान गतिविधि


चाणक्य से जुड़े हुए वे तथ्यों की सूची बनाएं जिनको आपने अभी तक सुना नहीं हो।

इसके लिए छात्र गूगल की मदद ले सकते हैं।

#### कलात्मक गतिविधि

छात्र अपनी कल्पना के अनुसार आसमान और अंतरिक्ष से जुड़े हुए दो से तीन **ड्रॉल आर्ट** अपने नोटबुक में बनाना।

- (वाक कुशलता)
- भाषायी ज्ञान
- स्पष्ट वाचन
- अनुतान -वितान
- अपठित गद्यांश



रचनात्मक लेखन गतिविधि

ऑनलाइन मिशन....

५०-६० शब्दों का अनुच्छेद लिखो

मूल्यपरक लिखित गतिविधि

चाणक्य के पिता ने ज्योतिषी को क्यों बुलाया था ?

हमारे हाथ की रेखाओं के अनुसार हमारा जीवन चलता है या हम खुद रेखाओं का निर्माण करते हैं ?

चाणक्य की दो बातें जो आप अपने अंदर लाना चाहते हो बताइए |





आकाश की बढ़ना का अर्थ क्या है ?


अंतरिक्ष के बारे में आपको क्या पता है

भाषा कलात्मक गतिविधि

निम्नलिखित लिंक पर जाकर देखिये कि calligraphy (सुलेख)

कैसे लिखी जानी चाहिए | पहले वर्णों के आकर बनाना सीखो उसके बाद अपने परिवार के सभी जनों के नाम कैलीग्राफी में लिखिए

|      |  |   |   |   |
|------|--|---|---|---|
|      |  |   | <a href="https://cutt.ly/FbD9uKj">https://cutt.ly/FbD9uKj</a><br><br>  |   |
| MATH | <p><b>Perimeter</b></p> <ul style="list-style-type: none"> <li>What is perimeter?</li> <li>The perimeter of geometric shapes</li> <li>Perimeter of circular shapes using thread.</li> <li>Perimeter of square using formula</li> <li>Perimeter of rectangle using formula</li> </ul> <p><b>ROMAN NUMERALS</b></p> <ul style="list-style-type: none"> <li>Symbols corresponding to</li> </ul> | <p><b>Each student will be able to:</b></p> <ul style="list-style-type: none"> <li>Define perimeter</li> <li>Find perimeter of the shape using its sides</li> <li>Find the perimeter of the circular shapes using thread.</li> <li>Use formula to find the perimeter of a square.</li> <li>Use formula to find the perimeter of a rectangle.</li> </ul> | <p><b>Cultural Connect (Experiential Learning)</b></p>  <p>An Account of Lines &amp; Dots<br/>Gond Art</p> <p>Make a card using Gond art and decorate the boundary with the lace/ribbon/thread etc. Find the perimeter of the card using scale/thread.</p> <p><b>Row-Man</b></p>  <p>(Board Game)</p> <p>Form the smallest 3-digit number using the digits on each dice.</p> <p>Write Roman Numerals for the smallest number</p> | <p>Teacher designed:</p> <p>Quizzes / puzzles</p> <p>Liveworksheets</p> <p>Case Study</p> <p>Google form :</p> <ul style="list-style-type: none"> <li>MCQ</li> <li>Short answers</li> <li>Fill in the blanks</li> <li>True/False</li> <li>Analogy</li> <li>Match the following</li> <li>HOTS</li> </ul> |

|            |   |   |   |   |
|------------|---|---|---|---|
|            | <p>Hindu-Arabic numerals.</p> <ul style="list-style-type: none"> <li>● Basic rules to form Roman Numerals.</li> <li>● Roman numerals up to 100</li> </ul>   | <p><b>Each student will be able to:</b></p> <ul style="list-style-type: none"> <li>● Identify the symbol corresponding to Hindu -Arabic numeral</li> <li>● Apply rules and write Roman numerals.</li> <li>● Write Roman numerals for Hindu Arabic numerals up to 100</li> </ul>               | <p>formed using symbol counters.</p> <p><b>Correct answer:</b><br/>move 3 steps forward.</p> <p><b>Incorrect answer:</b><br/>move 1 step backward.</p> <p><b>Look Around</b></p>  <p>Pick example from real life where Roman numerals are used</p>   | <p>Asset Based Worksheet</p> <p>Value based worksheets</p> <p>Framing questions &amp; answering “What if” questions</p> |
| <b>EVS</b> | <p><u><b>Houses (Project based)</b></u></p> <p><b>_ Things to keep in mind while building the houses.</b></p> <p><b>Why people build different types of houses?</b></p> <p><b>Keywords</b></p> <ul style="list-style-type: none"> <li>● Ventilated</li> <li>● Waterproof</li> <li>● Drainage</li> <li>● Architecture</li> </ul> | <p><b>Each student will be able to:</b></p> <p>Recognise the essential features required for building a good house.</p> <p>Can differentiate between different types of houses.</p> <p>Can understand the problems that occur in the house due to bad construction and how to rectify it.</p> | <p><u><b>Survey (life skill)</b></u></p> <p>(Make a Table to note down the answers)</p> <p>Do a survey asking your friends and relatives about:</p> <p>Where do they live, in which type of a house?</p> <p>Is there house well ventilated?</p> <p>Do they get proper sunlight in all the rooms?</p> <p>What issue are they facing currently in the house?</p> <p><u><b>Value Based</b></u></p> <p>Make a small bird house for feeding. (Recognise that all living things have certain requirements so they can stay alive. Recognise that living things are suited to their particular habitat.)</p> | <p>Project based</p>  |



|  |  |   |  |   |
|--|--|---|--|---|
|  | <ul style="list-style-type: none"> <li>● Stilts</li> <li>● Apartment</li> <li>● Nomads</li> <li>● Tepees</li> <li>● Yurts</li> <li>● Kuchcha</li> <li>● Thatched</li> <li>● Slums</li> <li>● Pucca</li> <li>● Foundation</li> <li>● Concrete</li> <li>●</li> </ul> <p><b>First Aid and home remedies(activity based)</b></p> <p>Cuts and wounds</p> <p>Nose bleeds</p> <p>Stings</p> <p>Animal- Bites</p> <p>Snakebites</p> <p>Burns</p> <p>Fractures and sprains</p> <p>Choking</p> <p>First aid box</p> <p><b>Vocabulary</b></p> <ul style="list-style-type: none"> <li>● Antiseptic</li> <li>● Sterile</li> <li>● Nosebleeds</li> <li>● Stings</li> <li>● Animal bites</li> </ul> | <p><b>Each student will be able to:</b></p> <p>Learn the life skill of treating an injured person in case of any accident.</p> <p>Tell what is first aid and what does a first aid box contain?</p> <p>Keep calm in any situation of emergency since now they know what has to be done.</p> | <p><u><b>Roll the dice and follow the instructions (Board Game)</b></u></p> <p>Situations will be given for children to tell the correct first aid measure.</p> <p>Example: Your friend while zigzagging on a bicycle is hit by a car. He receives a cut on his left forearm that severs an artery. He also sustains a simple fracture of his right leg.</p> <p><u><b>Integrated Learning</b></u></p> <p><u><b>(English and Evs)</b></u></p> <p>People who help us in some way are called community helpers , for example, a doctor or a fireman. Dress up as any one such community helper. Make a one minute speech in the class. Talk about how that community worker helps people in the case of an accident or any other emergency.</p> | <p>On the basis of the project / activity</p> |
|--|--|---|--|---|

- Rabies
- Snakebites
- Burns
- Fangs
- Poison Gland
- Blisters
- Fracture
- Sprain
- Calamine

**How our Villages, Towns and Country is run.**

Gram Panchayats

Municipality

The Parliament

The Union council of ministers

### Keywords

- Gram Panchayat
- Sarpanch
- Mukhia
- Pradhan
- Elected
- Vote
- Ballot
- Illiterate
- Fertilisers
- Municipal Committee
- Mayor
- Ration
- Sanctions
- Road tax
- Property tax

**Each student will be able to:**

Tell who is the Prime minister and President of our country?

Who is the chief minister of their state?

What are NGO'S?

Illustrate the functions of gram panchayat.

Tell what is the head of gram panchayat called?

Write 5 things a municipality does?

Role of members of parliament?



### Let's elect the class Monitor

The class students will run a campaign and they will vote the most appropriate candidate for the post of monitor.

Make posters with slogans for your campaign giving reasons why you should be elected.

### Group Discussion

Class will be divided into four groups state government, central government, village Panchayat and municipality.

They will discuss on the issues like "Reopening of offline schools"

"How to deal with a pandemic"

Their discussion will be observed and recorded by the teacher for assessment.

### Life Skill


**Imagine yourself to be the sarpanch of a village panchayat. Some villagers, who do not know how to read and write, have expressed their desire to study.**

Group Discussion

Quiz

Role Play

Worksheets



|  |   |                                  |  |  |
|--|---|----------------------------------|--|--|
|  | <ul style="list-style-type: none"> <li>• Toll Booths</li> <li>• Councillor</li> <li>• Democracy</li> <li>• Constitution</li> <li>• Republic</li> <li>• Parties</li> <li>• State assemblies</li> </ul> | Tell who makes laws for a state? | <p><b>But they work in fields in the morning. How would you help them?</b></p> |  |
|--|---|----------------------------------|--|--|