






TAGORE INTERNATIONAL SCHOOL
VASANT VIHAR, NEW DELHI
SYLLABUS - CLASS II
APR-SEPT (SESSION 2022– 2023)

Subject	Topics To Be Covered/ No. of Periods	Learning Outcome	Activities	Assessment
April-May				
ENGLISH	<p>*Coursebook- Goldilocks and the three Bears No. of Periods - 5</p> <p>Workbook-Goldilocks and the three Bears No. of Periods - 2</p> <p>*Concepts Nouns: -common/proper No. of Periods -3</p> <p>countable and uncountable nouns No. of Periods - 3</p> <p>one and many No. of Periods - 2</p> <p>* Reader Poem The Cupboard</p>	<p>Each child will be able to-</p> <ul style="list-style-type: none"> * Name objects, people, places through observation from a predefined list *identify nouns *Classify the given nouns as common/proper. *Apply knowledge of nouns while speaking. *Write spellings of words. *Reproduce the poem. *Frame sentences. *Read and comprehend the lesson. 	<p>Experiential Learning</p> <p>Students visit the kitchen and make a list of 5 food items. Which food is closest to porridge?</p>  <p>*List all the singular and plural words in the kitchen.</p>	<ul style="list-style-type: none"> *Spelling Test on Page 2 the coursebook. *Worksheets on the given topic -Explain in two or three sentences *Question Time *Content-based speaking writing exercises. *Look Around writing exercise *Sorting and identification Noun

	<p>No. of Periods - 3</p> <p>*Enrichment Reader2- The Lion and the Mouse No. of Periods - 3</p> <p>*Picture Composition No. of Periods - 2</p> <p>*Comprehension No. of Periods - 2</p> <p>*Vocabulary Based on the text of the lesson 2pd No. of Periods - 2</p>	<p>*Construct grammatically correct sentences.</p> <p>*Develop answers related to the text in their own words.</p> <p>*Write a picture composition.</p> <p>*List the rules of changing singular to plural. *Apply 's', 'es' etc to change a noun from singular to plural and use it in sentences</p>	<p>Competency based learning-</p> <p>Draw a 'Family Card' depicting their family members and also write their names.</p> <p>Art Integrated Activity-Culinary Art</p> <p>Students prepare one dish (no flame cooking).</p> 	
<p>HINDI</p>	<p>वर्णमाला स्वरों का मौखिक और लिखित अभ्यास । (4 कालांश)</p>  <p>मात्रा ज्ञान पुनरावृत्ति (4 कालांश) अनुस्वार और अनुनासिक का अभ्यास । (2 कालांश)</p>	<p>प्रत्येक छात्र-</p> <p>-वर्णमाला स्वरों का मौखिक और लिखित अभ्यास कर पाएगा।</p> <p>-अ से अं तक का मौखिक अभ्यास और चित्र पहचान कर पाएगा।</p> <p>- स्वर आधारित शब्द पहचानकर पहले अक्षर की पहचान कर पाएगा।</p> <p>- मात्रा शब्द का सही पठन कर पाएगा।</p> <p>- शब्द पर सही मात्रा का लेखन कर पाएगा ।</p>	<p>-स्वरों का मौखिक और लिखित अभ्यास कक्षा कार्य में करना।</p> <p>- कार्य पत्र में चित्र आधारित अ से अं तक का लेखन करना ।</p> <p>-मात्राओं का सही पठन और लेखन कक्षा कार्य में करना ।</p> <p>- कार्य पत्र में चित्र आधारित मात्रा शब्द का लेखन करना ।</p>	<p>विषय और उपविषय पर आधारित कार्यपत्र</p> <p>- गूगल फॉर्म के माध्यम से सही उत्तर का चयन ।</p> <p>-लाइव कार्यपत्र</p> <p>-नवीन शब्दावली द्वारा शब्दों को पूरा करना।</p>

अनुस्वार और अनुनासिक




कविता- सवेरा
(8 कालांश)



- कविता का सरल वाचन
- शब्द -अर्थ
- वाक्य बनाना।

अपठित गद्यांश
(2 कालांश)



सुनो कहानी
(अर्थग्रहण बोध)

- अनुस्वार और अनुनासिक शब्द का सही उच्चारण और लेखन कर पाएगा।

* चित्र पहचानकर सही शब्द पर गोला लगा पाएगा।।

- कविता का लय में सस्वर वाचन कर पाएगा। (चार पंक्तियाँ)

- कविता की तीन पंक्तियाँ पूरी करने पाएगा ।

- कविता से जुड़े 2-3 नवीन शब्द के अर्थ समझकर लेखन कर पाएगा। ।

- कविता सवेरा से जुड़े वाक्य चित्र पहचानकर लेखन कर पाएगा। ।

-अपठित गद्यांश से जुड़ा गूगल फॉर्म का पठन कर पाएगा ।

-छात्र कहानी का महत्व समझ सकेंगे और उस के अलग अलग पात्र से जुड़े 3 प्रश्नों के उत्तर दे पाएगा।

-अपठित गद्यांश से शिक्षा लेखन का चुनाव कर पाएगा ।

- अनुस्वार और अनुनासिक के शब्द पहचान कर सही जगह में लिखना ।



रचनात्मक कार्य

दिन के अलग-अलग समय की पहचान बताना ।

- अपनी कल्पना के आधार पर सुबह का सुंदर चित्र बनाना।



अनुभव आधारित अधिगम-- घर या आसपास बने बगीचे में

जाकर सुबह के समय का अनुभव कर खुशी महसूस करना ।



कला एकीकृत गतिविधि (कले कला)--- कले कला के माध्यम

से बगीचे में दिखाई देने वाली चीजें बनाकर दर्शाए ।

- श्रुतलेख कविता से जुड़ी हुई ।

-विषय पर आधारित वाक्य लेखन कार्यपत्र।

विषय और उपविषय पर आधारित कार्यपत्र

पाठ- नीलमपरी
(7 कालांश)



पाठ का सरल पठन
वाक्य लेखन
मौखिक प्रश्नों उत्तर


-पाठ को समझकर पढ़ने का प्रयास
कर सकेंगे।

- पाठ से जुड़े ३ नवीन शब्दों के अर्थ

समझकर लेखन कर पाएगा।

- पाठ से जुड़े तीन शब्दों से वाक्य
लेखन कर पाएगा ।

- पाठ से जुड़े मौखिक प्रश्नों के उत्तर
चर्चा में भाग ले पाएगा ।



- पाठ का सही उच्चारण के साथ पढ़न करवाना ।

- वाक्य लेखन कार्यपत्र के माध्यम से नवीन शब्दों का लेखन ।

-पाठ से वाक्य लेखन 3-4 नवीन शब्दों को समझकर
वाक्य लेखन करना ।

- पाठ से जुड़े 3 से 4 मौखिक प्रश्नों के उत्तर पर चर्चा ।

MATH

*Looking Back
No. of Periods - 5

*Number representation
in words and expanded
form

No. of Periods - 4

*Place value
No. of Periods - 2

*Number comparison
-Use of signs <,>,
=

No. of Periods - 3

Each child will be able to-

Write number and number names
up to 200.

Arrange numbers in ascending and
descending order.

Identify the place value of the given
digits and represent the expanded
notation of the given numbers.

Compare the given set of numbers

***Beads in My string**

*Pair the beads of the string and label it as odd or even

use ice-cream sticks to show the expanded form of the given
numbers.

***Experiential Learning**

Count any three stationary items and arrange the numbers in
ascending and descending order.

Count and tell (groups
of tens and ones)

State the place value
of-

Compare the set of 2
digit numbers

Arrange objects in pairs
to find out odd or even.

*Relationship between numbers
No. of Periods - 4

before/after/between
No. of Periods - 2

*Ascending and descending order
No. of Periods - 3

*Odd and even numbers
No. of Periods - 2

*Ordinal numbers
No. of Periods - 2

Differentiate between even and odd numbers.

Differentiate between ordinal and cardinal numbers.



***Who is the leader?**

*Ordinal numbers as of position on the leader board while playing games.

***Art Integrated Activity**

Madhubani Art

Draw various 'Madhubani' characters and assign ordinal numbers to them.



Observing learners while they are involved in activities.

Google form worksheets

Interactive worksheets

Worksheets on the given topic

Quiz on the concept taught

Mental Agility

GA

1-Family and Relatives
No. of Periods - 2
 Name the family members

No. of Periods - 1
 List favourite food eaten by your family members.

No. of Periods - 1
 Take care of your grandparents.

No. of Periods - 1
 Discuss likes and dislikes of family members.

Each child will be able to-

- * name the different family members
- * name some important dates enjoyed by the whole family.
- * list the different types of workers in the school
- * give extra information about what the principal or lab assistants do?
- *discuss ways of maintaining school property

Experiential Learning

Family Recipes- Discuss with your family what they like the most-a sandwich, fruit salad, sprout salad, etc. Make the favourite snack of your family members. Write six sentences about the experience you had while asking them about it.

Art Integration Activity-Palm Printing- Create a picture using palm prints of each family member.



Identify and name the relation between family members

Spelling test on Family and relatives

Project-Make Ice-cream stick puppets and speak of the importance of each family member.



One question quiz

Active participation in role-play.

<p>No. of Periods - 1 Draw the 'Family Tree'.</p> <p>No. of Periods - 1 Create a map on the activities you and your family members do together.</p> <p>2-School</p> <p>No. of Periods - 1 List the names of people doing different jobs in the school.</p> <p>No. of Periods - 1 My favourite activities in the school.</p> <p>No. of Periods - 2 Talk about various things around the school.</p>	<p>*observe and tell the sounds around you in the school</p> <p>*create relationships</p> <p>*explain why is school important</p>	<p>Happy Sunday-Talk about how your family members take care of each other. Write the names of each family member and the way they help you. And now is your turn to return their favour by helping them. Make a video on how you were able to help.</p> <p>Activity</p> <p>-Create a scrapbook and name it 'My Childhood'</p>		
--	---	--	--	--

July

<p>ENGLISH</p>	<p>Course book And Workbook- The Ant and the Grasshopper No. of Periods - 5 Articles Use of a, an, the No. of Periods - 3</p>	<p>Each child will be able to-</p> <p>Use appropriate pronouns to replace the given nouns in sentences.</p> <p>Illustrate their knowledge of compound nouns.</p> <p>Apply appropriate rules of using articles</p>	<p>Experiential Learning- * Virtual visit to a school cafeteria and picking out compound words</p> <p>Find any five compound words during your walk around your house.</p> <p>(Linguistic Intelligence)</p> <p>Chew Tales Children to narrate a small story about a girl who hates to wash her hands before eating</p>	<p>*Worksheets on the given topic</p> <p>*Explain in two or three sentences</p>
-----------------------	---	--	---	---

	<p>Pronouns (He ,She ,It, We, They, Him, Her, Us, Them) No. of Periods - 3</p> <p>compound words No. of Periods - 2</p> <p>Poem What is Pink? No. of Periods - 4 Enrichment Reader The Blue Pot and the Red Pot No. of Periods - 2</p>	<p>show their knowledge of pronouns while reading and writing</p> <p>Recite Poem</p> <p>construct sentences</p> <p>Read and comprehend the lesson.</p> <p>Differentiate between singular and plural nouns. Rearrange the jumbled sentences.</p> <p>Construct grammatically correct sentences.</p> <p>Write a picture composition.</p>	 <p>Speak 6 to 7 sentences about any one person you like using the given numbers of pronouns in sentences</p> <p>Project : Make a collage of compound words in a pictorial form.</p>	<p>*MCQs</p> <p>*Question Time</p> <p>*Content based speaking and writing exercises.</p>
<p>HINDI</p>	<p>बदल गई सुहानी पाठ पठन (3 कलांश लगभग) शब्द अर्थ (1 कलांश लगभग) प्रश्न उत्तर (2 कलांश लगभग) वाक्य बनाना (1 कलांश लगभग) शब्द लेखन मात्रा (1 कलांश लगभग)</p>	<p><u>प्रत्येक छात्र</u> पाठ पढ़ने का प्रयास कर पाएगा । पाठ से २-३ शब्दों के अर्थ बता पाएगा । पाठ से ३ शब्दों से वाक्य बना पाएगा । चित्र देखकर ४ से ५ वाक्य लेखन कर पाएगा।</p>	<p><u>कला एकीकृत गतिविधि—</u> सब्जियों की छाप कला से परिवार के लिए एक सुंदर कार्ड बनाना और एक प्यारा संदेश लिखकर उनको देना।</p>  <p><u>अनुभव आधारित अधिगम'</u></p>	<p>» शिक्षक- छात्र सहभागिता ।</p> <p>» विषय और उपविषय पर आधारित कार्यपत्र (सही गलत , मिलान, सही अक्षर और शब्द लेखन , वाक्य लेखन और विषय से जुड़ी मौखिक प्रश्नावली और चर्चा ।)</p> <p>» गूगल फॉर्म के माध्यम से सही उत्तर का चयन ।</p> <p>» साप्ताहिक परीक्षा</p>




अपठित गद्यांश (1 कलांश लगभग)

ऋ का अभ्यास शब्द ज्ञान और लेखन
(3 कलांश लगभग)




ऋ मात्रा का अभ्यास २-३ शब्दों के लिख पाएगा ।

अपनी कल्पना के अनुसार कक्षा' का चित्र बनाकर ३ वाक्यों का लेखन करना।



रचनात्मक कार्य

रंगीन पेंसिल की छीलन लगाकर एक सुन्दर कागज़ का थैला सजाना और अपने परिवार के सबसे प्रिय सदस्य को भेंट में देना।



-वर्तनी अभ्यास
-अर्थग्रहण बोध
अपठित गद्यांश

MATH

Addition

*Regrouping tens and one

No. of Periods - 4

*Adding 2-digit & 3-digit numbers with and without regrouping

No. of Periods - 4

Each child will be able to:

*Add two or three digit numbers with or without regrouping.

*Apply the skill of addition to solve real life problems

*Check the answers.

Activity

1. Just a minute - Play a number game with any two students of your group. Instruct the 2 players to write maximum number of alphabets in 1 minute. Add and find the total number of alphabets.


2. Coat hanger and peg addition machine.

*Google form worksheets

*MCQ

*Worksheets on the given topic

*Statement questions
No. of Periods - 4
 *Numerals 200 to 400
No. of Periods - 3
 *Learning doubles
No. of Periods - 3
 *Frame word problems
No. of Periods - 4



*Solve simple statement questions
 *Frame a word problem using the given information
 *compare numbers
 * write number and number names

- roll two dice and then place the pegs on the coat hanger to show the two numbers rolled.

3. Number game-Add and cover with the right lid.

Experiential Learning

Comparing numbers by displaying and observing concrete objects in groups of tens and ones. e.g. beans

Art Integration Symmetry Squish Painting

Students will make finger prints and symmetrically fold the paper to get double of the given number. They will count and add the total number of dots.



*Agree or Disagree
 *True or False

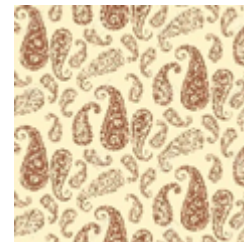
GA

L- The food we eat
 No. of Periods - 4
 Types of food
 No. of Periods - 2
 Uncooked food-a discussion
 No. of Periods - 2
 What are the mealtimes?

Each child will be able to-
 The importance of food.
 Name the various kinds of food.
 Learn about healthy eating habits.
 Distinguish between different fabrics

Art Integration Activity-

-Cloth weaving is an ancient art followed by weavers of our country-Weave a design using a drawing sheet and strips of coloured paper, share your experience.



-Worksheets on the given topic
 -MCQs
 -Colour pictures of plant and animal food items.
 -Recognize and name the different types of food.

	<p>No. of Periods - 2 Healthy Eating Habits</p> <p>No. of Periods - 2 Meals eaten in a day.</p> <p>L- The clothes we wear</p> <p>No. of Periods - 2 Cotton clothes</p> <p>No. of Periods - 1 Silk clothes</p> <p>No. of Periods - 1 Woollen clothes</p> <p>No. of Periods - 2 Clothes worn in different seasons</p> <p>No. of Periods - 2 Clothes worn in different countries.</p>	<p>Recognize the link between clothing and weather.</p> <p>Develop dressing manners.</p> <p>Differentiate between different types of food</p> <p>Recognize and tell from where do we get our food</p>	<p>-Lay a dinner table.</p> <div data-bbox="1249 145 1554 336" data-label="Image"> </div> <p>-Why Wash Food?</p> <p>Explain why we should also wash our vegetables and fruits.</p> <p>-Trace Your palm and draw a design on</p>	<p>-Complete the word.</p> <p>-Answer the questions</p>
--	---	---	--	---

August

ENGLISH	<p>Coursebook And Workbook The Test No. of Periods - 4</p> <p>Concepts</p> <p>Punctuation-Capital letters, full stop</p>	<p>Each child will be able to-</p> <p>Identify and demonstrate the correct use of adjectives</p> <p>Derive that a sentence can convey the complete meaning with the help of an adjective</p>	<p>Art Integrated Activity</p> <p>Draw a leaf painting and write four meaningful sentences describing it.</p>	<p>-Worksheets on the given topic</p> <p>-Explain in two or three sentences -</p>
----------------	---	---	---	---

No. of Periods - 3

Adjectives-quality (
Demonstrative pronouns
this, that, these, those)

No. of Periods - 3

Poem My Hat

No. of Periods - 4

Enrichment Reader The
Jackal and the Drum

No. of Periods - 2

Picture Composition

No. of Periods - 2

Comprehension

No. of Periods - 2

Apply appropriate rules of
punctuation.

Illustrate their knowledge of
capital letter and full stop while
speaking and reading.

Differentiate between adjectives
and pronouns

Use adjectives to describe
nouns.

Construct simple sentences
using pronouns

List the opposites of the given
words.

Spell words

Recite Poem

Frame sentences

Read and comprehend the
lesson.

LEAF PAINTING



Experiential Learning

Finding describing words in the living room.

Read the Indian Preamble and ask children to list all the
punctuations in that



MCQs -

Question Time
-Content based

speaking and writing
exercises.

अब हम दोस्त हैं



पाठ पठन
(3 कलांश लगभग)

शब्द अर्थ
(1 कलांश लगभग)

प्रश्न उत्तर
(2 कलांश लगभग)

वाक्य बनाना
(1 कलांश लगभग)

शब्द लेखन मात्रा
(1 कलांश लगभग)

कविता मीठा झगड़ा



कविता वाचन
(2 कलांश लगभग)

शब्द अर्थ
(1 कलांश लगभग)

प्रत्येक छात्र

पाठ पढ़ने का प्रयास कर पाएगा।

पाठ से 2-3 शब्दों के अर्थ बता पाएगा।

पाठ से 3 शब्दों से वाक्य बना पाएगा।

कविता से 3 से 4 पंक्तियों का लय में वाचन कर पाएगा।

कविता से 2-3 शब्दों के अर्थ बता कर पाएगा


कविता से 3 शब्दों से वाक्य बना पाएगा।

कला एकीकृत गतिविधि—

अंगूठे की छाप से पानी में रहने

वाले कोई दो जीव बनाना जैसे

मछली, कआछु आदि।



रचनात्मक कार्य

सच्ची मित्रता चित्र वर्णनक्य अपने प्रिय दोस्त से जुड़े वा लेखन

और एक उपहार का डिब्बा दोस्त को भेंट में देने के लिए सजाना

।



अनुभव आधारित अधिगम अपनी

पसंद की मीठी चीज़ों की एक सुन्दर

थाल सजाएँ। जैसे रसगुल्ला, गुलाब

जामुन बरफी आदि।



» शिक्षक- छात्र सहभागिता।

» विषय और उपविषय पर आधारित कार्यपत्र (सही गलत, मिलान, सही अक्षर और शब्द लेखन, वाक्य लेखन और विषय से जुड़ी मौखिक प्रश्नावली और चर्चा।)

» गूगल फॉर्म के माध्यम से सही उत्तर का चयन।

-वर्तनी अभ्यास

-अर्थग्रहण बोध

वाक्य बनाना
(1 कलांश लगभग)

अपठित गद्यांश
(1 कलांश लगभग)

MATH

Subtraction

*Subtraction of 2-digit numbers with and without regrouping

No. of Periods - 4

*Statement Questions
No. of Periods - 4

*Checking subtraction by addition.

No. of Periods - 3

*Numerals 400 to 800
No. of Periods - 4

*Number concepts
No. of Periods - 4



Each child will be able to:

*Subtract by counting backward.

*Subtract two digit numbers with or without regrouping.

*Apply the skill of subtraction to solve real life problems

*Check the answers.

*Solve simple word problems

*write number names up to 800

Activity-

1. Hop scotch - Arrange number cards from 10-20 in a straight line on the floor. Hop backwards and subtract numbers.



2. Find out and read the price tag (2 digits only) on any two grocery items. Subtract the lesser number from the greater number.

3. Bean and straw game-Pick up beans with a straw in 30 seconds. Find out how many left.

Experiential Learning

Help your mother in calculating and comparing any two days green grocery bill.


*Google form worksheets
* Live worksheet
*MCQ



*Worksheets on the given topic

* odd one out

*True or False


* class response

			<p>Art Integration –Story telling</p>  <p>Art of story telling</p>	
--	--	--	--	--

<p>GA</p>	<p>L-The houses we build</p> <p>No. of Periods - 2 Special types of houses</p> <p>No. of Periods - 2 -Roofs</p> <p>No. of Periods - 2 -People who build houses</p> <p>No. of Periods - 2- The houses we build</p> <p>No. of Periods - 2 -Houses in villages</p> <p>No. of Periods - 2 -Houses in cities and towns</p> <p>No. of Periods - 1</p>	<p>Each child will be able to –</p> <p>Identify the kinds of natural resources used in creating homes for peoples of the world.</p> <p>Examine the relationship between the type of home and its ability to meet the needs of the people in a given climatic region</p> <p>Recognize and name some different types of homes and their main features</p> <p>Show through simple drawings the main features of a building, with a sense of proportion</p> <p>Recognize and name mathematical shapes <i>e.g., square, rectangle</i>, in the context of buildings</p>	<p>Art Integration Activity-</p> <p>Make a mini house using cardboard, glue and decorations.</p>  <p>Experiential Learning-</p> <p>Find out how each worker helps to build a house. Watch a video on workers building a house. Discuss and prepare a list of objects used by each.</p> 	<p>-Worksheets on the given topic</p> <p>-Explain in two or three sentences</p> <p>-MCQ</p> <p>-Discuss the need for a strong house</p> <p>-Tick the correct answer</p>
------------------	--	--	---	---


	L- Festivals (Independence Day)	Show through simple drawings the difference between a clean room and a dirty room.	Draw two buildings and then answer simple questions comparing them, for example, "Which building has more stories? "Or add the floors. Draw two different rooms/clean and untidy and then answer simple questions comparing them. Colour our national flag.	
--	---	--	---	--

September

ENGLISH	Coursebook And Workbook The Spider's Lesson No. of Periods - 4 Poem The Swing No. of Periods - 4 Concepts Action Words No. of Periods - 2 Synonyms No. of Periods - 2 Antonyms No. of Periods - 2 Punctuation Capital letter, full stop, question mark, comma No. of Periods - 3 Enrichment Reader The Wind and the Sun No. of Periods - 2 Picture Composition	Each child will be able to- Identify and demonstrate the correct use of action words. Illustrate their knowledge of synonyms and antonyms while speaking and reading Identify pairs of synonyms from the story. Identify pairs of antonyms from the story. Differentiate between synonyms and antonyms. Spell words Recite Poem Frame sentences Read and comprehend the lesson.	Beautifying Homes Make buntings to decorate your room/study table . Write one good habit/manner each on it. Put it in your room to decorate it and remind you of good habits/manners.  Spatial Intelligence: Draw action words	-Worksheets on the given topic -Explain in two or three sentences -MCQs --Writing exercise.
----------------	---	---	---	--

No. of Periods - 1
Comprehension
No. of Periods - 2

Construct grammatically correct sentences.



Musical Intelligence: Sing the verb song

HINDI

भालू का घर



पाठ पठन
(4 कलांश लगभग)

शब्द अर्थ (1 कलांश
लगभग)

वाक्य बनाना (1 कलांश
लगभग)

चित्र वर्णन (2 कलांश
लगभग)

लिंग बदलना
(3 कलांश लगभग)

प्रत्येक छात्र
पाठ पठन का प्रयास कर पाएगा।

पाठ से 2-3 शब्दों के अर्थ बता
पाएगा।

पाठ से 3 शब्दों से वाक्य लिख
पाएगा।

चित्र देखकर 4 से 5 वाक्य लेखन कर
पाएगा।

लिंग बदलाव 2-3 शब्दों के लिंग बता
कर लिख पाएगा।

कला एकीकृत गतिविधि—

जंगली जानवरों के घर का निर्माण माचिस , घास , पत्ते
रुई आदि चीजों की मदद से करना।



अनुभव आधारित अधिगम

पंचतंत्र लोक कथा पर आधारित कहानी सुनना और कहानी में
आए जानवरों और पक्षियों के लिंग



» विषय और उपविषय
पर आधारित कार्यपत्र
(सही गलत , मिलान,
सही अक्षर और शब्द
लेखन , वाक्य लेखन
और विषय से जुड़ी
मौखिक प्रश्नावली और
चर्चा।)

» गूगल फॉर्म के
माध्यम से सही उत्तर
का चयन।

-वर्तनी अभ्यास

-अर्थग्रहण बोध
अपठित गद्यांश

साप्ताहिक परीक्षा



अपठित गद्यांश (1)
कलांश लगभग

बदलना जैसे शेर शेरनी मोर मोरनी आदि ।

रचनात्मक कार्य

कोई एक जंगली जानवर का
मुखौटा बनाना। जानवर से जुड़ी



जानकारी जैसे आदतें, खानपान

आदि। जैसे शेर मांसाहारी जानवर है और गुफा में रहता है।

MATH

Lines, Shapes and
Patterns

*Straight and curved
lines

No. of Periods - 4

* Plane shapes and 3-D
shapes

No. of Periods - 4

*Flat and curved faces

No. of Periods - 4

*Patterns

No. of Periods - 4

*Numerals 800-1000.

Each child will be able to:

* Identify simple solid shapes.

*Count the number of flat and
curved faces in a solid shape.

*Identify solids that only slide/ only
roll/ both slide and roll.

*Differentiate between straight
and curved lines.

*identify and extend number
pattern.

Activity

1. Nature talk- Find out and discuss curved and straight lines
found in nature.

2. Make a glass pyramid, and note the number of glasses
from top to bottom. Observe and identify the number pattern.

3. Collect a few items and sort them into the following
categories:

can roll / can slide

Reading and Writing Activity-

Draw 2 D shapes from 3 D shapes and identify and write the
shape.

Experiential Learning

*Google form
worksheets

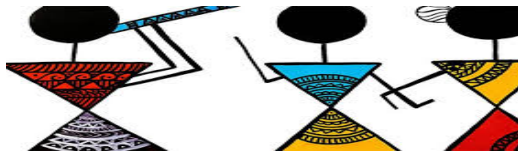


*Classroom response

*Worksheets on the
given topic

*Math quiz

*True or False

*MCQ

	<p>No. of Periods - 4</p>	<p>*Give examples of objects from daily life.</p> <p>*Write number and number names.</p>	<p>‘Shapes, lines and curves’ all around- Walk from your bedroom to kitchen and find out whether the path is straight line or a curve.</p> <p>Art Integration -Warli</p> <p>Draw one human and one animal figure based on Warli art and observe different shapes.</p> 	
<p>GA</p>	<p>L- Places of work around us</p> <p>No. of Periods - 1 Landmarks of our neighbourhood</p> <p>No. of Periods - 1 Market</p> <p>No. of Periods - 1 Post office</p> <p>No. of Periods - 1 Fire station</p> <p>No. of Periods - 1 Police station</p>	<p>Each child will be able to-</p> <p>Search useful places near your house.</p> <p>Learn about the need for a market, police station or a post office.</p> <p>Understand that people belong to groups like neighbourhoods and communities.</p> <p>Recognise some people who help us.</p> <p>Understand how they help us.</p>	<p>Art Integration Activity-</p> <p>Use an old picture book. Recycle the pages by folding them into envelopes. Write the name and address.</p>  <p>Experiential Learning</p> <p>Virtual visit to the post office. Discuss the scene and the people who work there.</p> 	<p>-Worksheets on the given topic</p> <p>-Explain in two or three sentences</p> <p>-MCQs</p> <p>-Discussion on the given topic</p> <p>-Tick the correct answer.</p> <p>-agree /disagree activity.</p> <p>Fill in the blanks.</p> <p>-Complete the crossword puzzle.</p>

No. of Periods - 1
Bank

No. of Periods - 1
Hospital

**L- How a letter finds
its way**

No. of Periods - 2
Journey of a letter

No. of Periods - 1
Write a letter to your
grandparents.

**L- Our Festivals
(Dusshera)**

Collect the phone numbers of various places in your
neighbourhood.

Make a chart on community service/goods provided/service
providers.

Answer the
questions.

-Write the importance
of these people.