






TAGORE INTERNATIONAL SCHOOL
VASANT VIHAR, NEW DELHI
SYLLABUS (2022-2023)
CLASS VII
APRIL 2022 - MARCH 2023

APRIL -MAY				
Subject	Topics to be Covered/ No. of Periods	Learning Outcome	Activities	Assessments
English	<p>Bridge Course Vocabulary Writing Skills</p> <p>Main Course Book *Hopscotch (4) *Gulli-Danda (4) *The Echoing Green (Poem)(3) *Those Six days(4)</p> <p>Grammar and Vocabulary- Words often Confused (2) Punctuation- Use of Apostrophe (2) Reordering Phrases(2)</p>	<p>Each student will be able to- * read the chapter loudly and clearly. *answer probing questions. *summarize the story/poem in his/her own words. *justify the theme of the unit using words/phrases/interpretations from the chapters/poem. *identify the rhyme scheme of the poem. * write answers within the specified word limit. *differentiate between identical words and use the correct ones in the given situations. *use apostrophe both as contractions and as possessions.</p>	<p>*Activity Sheets</p> <p>*Vocabulary Building</p> <p>*Listening Skill Exercises</p> <p>*Assessment of Speaking Skill through oral reading and discussion. Words often Confused links- https://www.youtube.com/watch?v=OvvjJ_dJMms https://www.youtube.com/watch?v=QvVFepxF1rl https://www.youtube.com/watch</p>	<p>*Words often Confused worksheets</p> <p>*Punctuation-Use of Inverted Commas worksheet</p> <p>* Newspaper Comprehension</p> <p>*Essay Writing Handout</p> <p>* Practice Assessment</p> <p>*Speaking Skill Assessment-speak confidently on a given topic of his/her choice and answer probing questions</p>

	<p>Subject-Verb Agreement Proverbs(2) Language Games</p> <p>Writing Skill- Picture Composition (2) Term 1 Essay -Draft 1 (2) Activity Book- Unit 1 Literature Reader –Prose Piece 1</p> <p>Assessment of Speaking and Writing Skills(ASL)</p>	<p>*reorder phrases to form grammatically correct sentences. *use correct verbs with the subjects in the given situations. *write the given essay within the specified word limit following the outline/framework. *explain the meaning of the discussed proverbs and use them correctly in situations. *complete the given integrated exercises in the Activity Book.</p>	<p>?v=MjeiWue9y-Q (Information about 10 tallest Ferris wheels in the world)</p> <p>https://www.youtube.com/watch?v=w_N2-366hL4 (How to attempt comprehension passages)</p> <p>*Listening Skill Exercises(Audio Story)</p> <p>*Assessment of Speaking Skill through oral reading and discussion.</p> <p>Proverb Game-- Enact /draw a proverb and show; others try to guess it. Write an amusing incident using the discussed proverbs</p>	
<p>Hindi</p>	<p>सेतु पठन पाठ्यक्रम</p> <ul style="list-style-type: none"> - अनुच्छेद लेखन - सर्वनाम - वर्ण विच्छेद <p>कालांश 4</p>	<p>प्रत्येक छात्र निम्न कार्य कर सकेगा।</p> <p>कविता जागरण गीत के माध्यम से-</p> <p>१.काल्पनिक और यथार्थ जीवन में अंतर को लिख पाएगा।</p>	<p>नवीन शब्दों के अर्थ की शब्दावली का निर्माण</p> <p>आओ मिलकर ज्ञान बांटो गतिविधि।</p> <p>सामूहिक कविता या गाने का</p>	<p>कार्यपत्र व श्रुतलेख द्वारा मूल्यांकन,</p> <p>गूगल फॉर्म</p> <p>गूगल डॉक</p>

	<p>मधुप</p> <p>पाठ - जागरण गीत</p> <p>कालांश -4</p> <p>आलस्य, निराशा छोड़कर उन्नति का पथ अपनाना</p> <p>विचारावेश छात्रों को प्रगति के मार्ग में आने वाली रुकावटों को बताते हुए उस पर चर्चा करते हुए कविता के भाव को समझाना।</p> <p>व्याख्यात्मक</p> <p>कविता के सभी अंशों की व्याख्या</p>	<p>२ आलस्य निराशा और संकीर्णता को छोड़कर उन्नति के मार्ग पर अग्रसर होने की प्रेरणा पाता हुआ नारा लिख जाएगा।</p> <p>हंस और कौआ पाठ से मूल्यों की पहचान कर सूची बनाएगा जैसे:</p> <p>१.अहंकार से बचना, २.शक्ति और विनम्रता का आपसी संबंध।</p> <p>कहानी में निहित समस्या का समाधान लिख जाएगा। निवारण स्वयं मौखिक रूप से बता जाएगा।</p> <p>२अनियोजित विकास की अंधी दौड़ और योजनाओं के दुष्परिणाम की पहचान कर वाक्य लिख जाएगा।</p> <p>१छात्रभाषा के विभिन्न रूपों की पहचान कर जाएगा तथा कुछ ३-४ तरह की भाषाओं के नाम छात्र लिख जाएगा।</p> <p>२ वर्ण विच्छेद में अपने परिव्राजनों के नामों के भी वर्ण विच्छेद कर जाएगा।</p> <p>३ संज्ञा तथा सर्वनाम की पहचान कहानी</p>	<p>निर्माण</p> <p>कला समावेशन</p> <p>कविता के नवीन शब्दों की सूची</p> <p>(कला समावेशन गतिविधि)</p> <p>कहानी के पात्रों को कठपुतली के माध्यम से प्रस्तुत करना</p>  <p>अहंकार से होने वाली हानियों का प्रवाह संचित्र</p>  <p>पिनट्रस्ट द्वारा अभ्यास पत्र ,</p>	<p>मौखिक चर्चा द्वारा। व्याख्यात्मक</p> <p>अभ्यास पत्र लिखित प्रश्नों के माध्यम से।</p> <p>श्रुतभाव ग्रहण क्षमता</p> <p>मूल्यांकन(ASL)</p> <p>प्रगतिशील अभ्यास पत्र</p> <p>साप्ताहिक परीक्षा</p> <p>6.5.2022</p>
--	--	---	--	--




	<p>मधुप</p> <p>पाठ-२ हंस और कौआ</p> <p>कालांश 5</p> <p>दया, विनम्रता ,अहंकार से बचना, शक्ति, योग्यता की जांच परख ,सामर्थ्य के अनुसार कार्य करना।</p> <p>लेखनात्मक</p> <p>बोली में मिठास की आवश्यकता पर अनुच्छेद लेखन</p> <p>हुकगतिविधि</p> <p>खरगोश और कछुए की कहानी सुनाना</p> <p>पूर्वालोकन</p> <p>छात्रों द्वारा उन कहानियों को कहना जिनकी सीख पाठ से संबधित हो।</p>	<p>अनुच्छेद आदि में कर पाएंगे।</p> <p>४ अनेक शब्दों के लिए एक शब्द के माध्यम से नवीन शब्दकोश बना पाएगा।</p> <p>५ उचित स्थान पर अनुस्वार अनुनासिक तथा नुक्ता प्रयोग शब्द पर कर पाएंगे।</p> <p>६ सृजनात्मक लेखन के माध्यम से लेखन कौशल का विकास हो पाएगा।</p> <p>बाल महाभारत</p> <p>१ गुणवत्ता के महत्त्व को छात्र समझ वाक्य लिख सकेंगे।</p> <p>२ सत्य की असत्य पर जीत के संबंध को छात्र समझ कर अभिनय कर पाएंगे।</p> <p>परिस्थिति के अनुसार कैसे चला व ढला जाए वाक्य लिख पाएगा।</p>	<p>सृजनात्मक लेखन</p> <p>दो मित्रों के बीच संवाद आज की स्वार्थी परिस्थितियों के अनुरूप।</p> <p>कॉमिक स्ट्रिप</p>  <p>प्रश्न उत्तर</p> <p>विवरणात्मक</p> <p>जीवन मूल्य परक</p> <p>संश्लेषणत्मक</p> <p>नैतिक मूल्य</p> <p>बोर्ड गेम :</p> <p>वर्ण विच्छेद</p> <p>बिंगो</p> <p>कक्षा में खेले जाने वाले खेलों</p>	<p>मौखिक चर्चा द्वारा।</p> <p>व्याख्यात्मक</p> <p>अभ्यास पत्र लिखित प्रश्नों के माध्यम से।</p> <p>गूगल आलेख गूगल प्रलेख</p>
--	---	--	---	---



	<p>पाठ-१२ आर्ट का पुल</p> <p>अनियोजित विकास के दुष्परिणामों से बचना,समस्या का निवारण मिलकर निकालना</p> <p>कालांश 7</p> <p><u>व्याख्यात्मक</u></p> <p>कहानी के एक अंश का पठन कर छात्रों द्वारा कहानी को आगे बढ़ाना।</p> <p><u>परस्पर संवाद मूलक</u></p> <p>छात्रों से विषय संबन्धित चर्चा वाद विवाद प्रश्न उत्तर</p> <p><u>पूर्वालोकन</u></p> <p>छात्रों से उनके अनुभव से संबन्धित प्रश्न व ज्ञान को पूछना.</p>	<p>प्रत्येक रविवार एक पृष्ठ सुलेख का अभ्यास कर पाएगा</p>	<p>हेतु उदाहरण सामग्री</p> <p>संकेत कार्ड ,संगणक प्रस्तुति।</p> <p>गोंद कला के द्वारा विकास के इस दौर में पशु पक्षियों को होने वाले नुकसान को दर्शना</p> <p>कला समावेशन</p>  <p>अनेक शब्दों के लिए एक शब्द का बोर्ड गेम</p> <p>संज्ञा,</p>	<p>कार्यपत्र व श्रुतलेख द्वारा मूल्यांकन,</p>
--	--	--	--	---



	<p><u>व्याकरण</u></p> <p>भाषा, बोली, लिपि, वर्ण विच्छेद</p> <p>संज्ञा,सर्वनाम,</p> <p>अनुस्वार , अनुनासिक,</p> <p>नुक्ता,</p> <p>अनेक शब्दों के लिए एक शब्द</p> <p><u>लेखन</u></p> <p>अपठित गद्यांश</p> <p>अनौपचारिक पत्र</p> <p>चित्र वर्णन</p> <p>कालांश १२</p> <p><u>बाल महाभारत</u></p> <p>प्रस्तावना</p> <p>देवव्रत</p>		<p>का बोर्ड गेम</p> <p>बाल महाभारत के भिन्न भिन्न अंशों की अभिनय प्रस्तुति</p> <p>(कला समावेशन)</p>	<p>गूगल फॉर्म</p> <p>गूगल डॉक</p> <p>प्रगतिशील अभ्यास पत्र</p> <p>लिखित प्रश्नों के माध्यम से।</p> <p>अभ्यास कार्य पत्र के द्वारा लेखन अभ्यास व लेखन कौशल अभिव्यक्ति।</p> <p>मौखिक चर्चा द्वारा। व्याख्यात्मक</p> <p>अभ्यास पत्र लिखित प्रश्नों के माध्यम से।</p>
--	---	--	--	---


	<p>भीष्म प्रतिज्ञा</p> <p>(भाषाई ,दैहिक बुद्धिमत्ता प्रतिभा कौशल)</p> <p>कालांश 4</p>			
Math	<p>Bridge Course - Concepts related to Whole Numbers. Fractions and Decimals and Integers (3 / 4)</p> <p>INTEGERS Addition and Subtraction of integers Properties of addition and subtraction of integers Closure Commutative Associative Additive Identity (2) MULTIPLICATION OF INTEGERS: RULES Multiplying integers PROPERTIES OF MULTIPLICATION OF MULTIPLICATION closure commutative multiplication by zero multiplicative identity(2) associative property distributive property</p>	<p>Each student will be able to:</p> <p>Recall the meaning of integers</p> <p>Write a few examples of the use of integers in daily life</p> <p>Represent integers on a number line</p> <p>Compare and order integers</p> <p>Add, subtract, multiply and divide integers</p> <p>Recall the properties of whole numbers and relate them to integers</p> <p>Use properties of the operations of integers</p> <p>Select appropriate tools of computation</p> <p>Solve problems related to day- to -day life</p> <p>Apply and adapt a variety of appropriate</p>	<p>POEM ON ADDITION & SUBTRACTION (RECALL)</p> <div style="border: 1px solid black; padding: 5px; margin: 10px 0;"> <p>A LITTLE POEM...</p> <p>SAME signs ADD and KEEP. DIFFERENT signs SUBTRACT. Then KEEP the sign of the BIGGER number and you will be exact.</p> </div> <p>The 'Do it Now' Questions Newspaper activity: MATHDOKU (Google Classroom)</p> <p>CHALLENGER!!</p> <p>Replace the blank with an integer to make it a true statement. (a) $(-3) \times \underline{\quad} = 27$ (b) $5 \times \underline{\quad} = -35$ (c) $\underline{\quad} \times (-8) = -56$ (d) $\underline{\quad} \times (-12) = 132$</p>	<p>Educosoft assignments</p> <p>Practice Assessments on Google forms</p> <p>MCQ & Short Questions</p> <p>Worksheets</p> <p>Objective type</p> <p>Assignment sheets</p> <p>Graphic Organizers</p> <p>Weekly Tests</p> <p>Case Study based questions</p> <p>Questions based on Newspaper Articles</p> <p>Lab Activities</p>



	<p>making multiplication easier application – based questions on distributive property (3) Division of Integers DIVIDE: Positive with positive Positive with negative Negative with positive Properties of division of integers(4)</p> <p>LINES & ANGLES</p> <p>Introduction Recap Related Angles Complementary and Supplementary Angles (2)</p>	<p>strategies to solve problems</p> <p>Understand pairs of angles</p> <p>Lists the pair of angles formed</p> <p>Identify Complementary and Supplementary pairs of angles</p> <p>Solve Application-based questions</p>	<p>LET'S RECAP GRAPHIC ORGANIZER ON TYPES OF ANGLES</p> <p>INTERACTIVE VIDEOS https://www.geogebra.org/m/G9De98Xv Complementary Meaning? – GeoGebra COMPLEMENTARY ANGLES https://www.geogebra.org/m/hXYrYnCD</p> <p>Supplementary Angles (Quick Exploration) – GeoGebra SUPPLEMENTARY ANGLES</p>	
Science	<p>Nutrition in plants (10 classes)</p> <p>-Recap of previous knowledge - Mode of nutrition in plants</p> <p>- Photosynthesis</p> <p>- Synthesis of plant food other than carbohydrates - Saprophytes</p> <p>- Symbiotic relationship</p> <p>- How nutrients are</p>	<p>Each student will be able to:</p> <p>- Define nutrients</p> <p>- Distinguish between autotrophic and heterotrophic mode of nutrition</p> <p>- Explain the process of photosynthesis and list the raw materials needed for the process</p> <p>- Write the equation for the process of photosynthesis</p> <p>. - Compare parasitic, saprophytic,</p>	<p>EXPERIENTIAL ACTIVITY 1.How does my plant grow? Hands- on experimental case studies. 4 experiments by 4 groups(in school) a)Germination and growth in light and dark. b)To observe whether plants need water. c) To understand that chlorophyll is necessary for photosynthesis d)To prove the presence of starch as the main product of</p>	<p>Educsoft assignments</p> <p>Practice Assessments on Google forms</p>

	<p>replenished in the soil</p> <p>Nutrition in animals (7 classes)</p> <ul style="list-style-type: none"> • Different parts of the alimentary canal • Function of each organ in the process of digestion 	<p>symbiotic and insectivorous mode of nutrition</p> <p>- Explain how nutrients are replenished in soil</p> <p>Each student will be able to:</p> <p>Name and describe different steps involved in holozoic nutrition</p> <p>- Mention different ways by which animals ingest food.</p>	<p>photosynthesis (understand and explain with teacher demo)</p> <p>2. Grow your own fungus -How do saprophytes survive?</p>  <p>Or Grow a mold terrarium</p>  <p>ART INTEGRATION Green dream Group/individual Create your own green awareness campaign(short story/poem/song)</p> <p>ART INTEGRATION -subject integration</p>  <p>Make your own comic strip on any 1 organ-incorporating its role in digestion and what</p>	<p>MCQ & Short Questions</p> <p>Worksheets</p> <p>Objective type</p> <p>Assignment sheets</p> <p>Graphic Organizers</p> <p>Weekly Tests</p> <p>Case Study based questions</p>
--	---	---	--	---

	<ul style="list-style-type: none"> ● Types of Teeth in human beings ● Taste buds ● Digestion in grass eating animals ● Digestion in amoeba <p>Electrical current and its effects</p> <p>Symbols of electric current & Circuit diagram</p> <p>-Cell & Battery</p> <p>-Heating effect of electric current</p> <p>-Element</p> <p>-Factors on which the heating effect of current depends</p>	<ul style="list-style-type: none"> -List the organs of digestion in humans. -Name the types of teeth and explain their function. -Mention different ways to take care of teeth. -Locate the taste regions and taste buds on the tongue. -Describe the rumination process in grass eating animals. -Explain the process of nutrition in amoeba. - Compare digestion in different organisms <p>Each student will be able to-</p> <ul style="list-style-type: none"> -Represent electric components by symbols -Define an electric circuit and draw a circuit -Draw the circuit diagram using electrical symbols -Differentiate between a cell and a battery. -Identify an open and a closed circuit -Explain the heating effect of an electric current -List the factors on which the amount of 	<p>happens when it malfunctions..</p> <p>Or</p> <p>Flash that smile - create a toothpaste campaign of your own!</p> <p>INDIAN ART INTEGRATION: (Culinary art)</p>  <p>THALI OF MY STATE: Experiential Learning:</p> <p>To make a simple electric circuit.</p>  <p>Draw an electric circuit using a conductor and an insulator respectively. How does their presence affect the bulb?</p>	<p>Questions based on Newspaper Articles</p> <p>Lab Activities</p>
--	---	--	--	--

		heat produced in a wire depends		
Social Science	<p>Geography: CH-1 The Earth's Structure and Landforms (7 classes)</p> <p>History : CH-1 The Medieval Period (4 classes)</p> <p>CH-2 Kings and Kingdoms of the early medieval period (8 classes)</p> <p>Civics: Democracy and Equality (7 classes)</p>	<p>Each Student will be able to: (Geography)</p> <ul style="list-style-type: none"> - Define the environment and state its various components. - Describe the structure of the earth's interior. - Identify the different types of rocks that make up the earth's structure and give their examples. <p>(History)</p> <ul style="list-style-type: none"> - familiarise the student with the changing names of the land of India - discuss broad historical trends over the last 2,000 years - show examples of the kinds of sources that historians use for studying that period, i.e., buildings, travellers' and administrators' chronicles, paintings, coins, inscriptions, documents, folk music, instruments, and literature. - List some of the important Kingdoms that existed in North and Peninsular India in medieval times. - Explain the position of King in these 	<p>Art Integration Activity Art: 3D Model Making (paper) Topic - Three concentric layers of the Earth</p>   <p>Research Work:</p> <ul style="list-style-type: none"> - Kalhana's Rajatarangini: a history of Kashmir. - Fact File: Brihadeshwara Temple - Biosketch: Rosa Parks <p>Subject integrated - Performing Arts/ theatre</p> <p>Conduct a role play on the struggle of TMS.</p>	<p>Oral assessment</p> <p>3D model making (layers of earth)</p> <p>Participation in Class discussion/ debate</p> <p>Google Form- Other objective type questions</p> <p>Worksheet</p> <p>Assignment Work</p> <p>Google Form- MCQ</p>

		<p>kingdoms.</p> <ul style="list-style-type: none"> - List some of the important Kingdoms that existed in North and Peninsular India in medieval times. - Describe the role of Samanthas in medieval India. - Justify the privileges given to temples. - Elaborate the role of feudatories in medieval kingdoms. <p>(Civics)</p> <ul style="list-style-type: none"> - Define the term Universal Adult Franchise. - List a few Political Parties that contest elections at the national level and State level. - Name the different forms of Government in different countries of the world. 	 <p>Map work (History)</p>	
Sanskrit	<ul style="list-style-type: none"> ● सेतु पठन - लट् लकार लृट् लकार (भविष्यकाल) 	<p>प्रत्येक छात्र -</p> <ul style="list-style-type: none"> ● धातु रूपों में समानता व अंतर बता 	<p>अनुभवात्मक कलासमन्वय- अभिनयकला द्वारा दूसरों को</p>	<p>छात्रों द्वारा वाचन कौशल अभिव्यक्ति-</p>

	<p>वार्तालाप: (2 कक्षाएँ)</p> <ul style="list-style-type: none"> विनोद कणिका (१ कक्षा) (हास्य मनोरंजनम्)  <p>परापराधिगम (फ़िल्लड अधिगम)</p> <ul style="list-style-type: none"> लङ्लकार: (प्रथमपुरुष:) (2 कक्षाएँ) लङ्लकार: (मध्यम पुरुष:) (1 कक्षा) लङ्लकार: (उत्तमपुरुष:) (1 कक्षा) 	<p>पाएगा।</p> <ul style="list-style-type: none"> एक जैसे शब्दों के प्रत्यय चिन्ह को पहचान पाएगा, धातुरूपाधारित वाक्यों अथवा शब्दों का प्रयोग काव्य में कर पाएगा। धातु रूपों को संकल्पनीय चित्र द्वारा प्रस्तुत कर पाएगा। धातुओं का प्रयोग विभिन्न माध्यम से दर्शाने में समर्थ होगा। धातुओं के रूप लट् व लङ् लकार के प्रत्येक पुरुष में लेखन करने में सक्षम होंगे। लट् लकार से लङ् लकार में धातुरूप परिवर्तन कर सकेंगे। लङ्लकार में वाक्य प्रयोग कर सकेंगे। 	<p>हँसाना</p>  <p>तथा</p> <p>चित्रात्मक कथोपकथन गतिविधि ।</p> <p>प्रहेलिका क्रीडा</p> <p>संख्या क्रीडा (बोर्ड क्रीडा)</p> <p>वाक्य प्रयोग व संबंधित आभ्यासिक कार्य</p>	<p>विनोद कणिका अर्थात् हास्य प्रसंग सुनकर ।</p> <p>लकारों के संकल्पनीयचित्र, गूगल प्रपत्र पूर्ति, लिखित कार्य,</p> <p>प्रहेलिकाओं के माध्यम से, अभ्यासकार्यपत्र द्वारा मूल्यांकन</p>
--	--	---	---	--

	<ul style="list-style-type: none"> ● संस्कृत गणना- 1- 4 लिंगानुसार (1 कक्षा) ● धातुरूप लेखन – अस, भू, पठ, कृ, लिख, हस्, (त्रिषुलकारेषु) ● शब्दरूप लेखन – राम , रमा , अस्मद् , युष्मद् 			
French	<p>Bridge Class Revision of concepts done in the previous class.</p> <p>La maison de M. Vincent à Montréal.</p> <ul style="list-style-type: none"> · Vocabulaire (La Maison) · Adjectifs possessifs · IR verbs au présent <p>La Famille Vincent</p> <ul style="list-style-type: none"> · Vocabulary · Lesson · RE verbs au présent 	<p>Each student will be able to-</p> <ul style="list-style-type: none"> · Answer concepts taught in the previous class correctly. · Describe a house and list its various rooms in french. · Conjugate regular IR verbs in present tense. Use the correct adjective possessive before nouns depending on the gender and number of the noun. <p>Each student will be able to-</p> <ul style="list-style-type: none"> · Describe their family members with the french names for various members. · Conjugate regular RE verbs in present tense. 	<p>Activity on Life Skills – Keeping your house clean and safe.</p> <p>Décrivez votre maison. (Expression Écrite)</p> <p>Conjugation of IR verbs in the cahier de verbes.</p> <p>Experiential Activity & Art Integration : Draw your family tree using Warli Art.</p> <p>Value : Relationship between various members of the family.</p>	<p>Class Test - Verbes au present.</p> <p>Répondez aux questions.</p> <p>Expression Écrite : Décrivez votre famille en 100-120 mots</p> <p>Compréhension Écrite Répondez aux questions.</p>

			Board Game : Conjugation of verbs in the present tense.	
Spanish	<p>El repaso : Revision of concepts done in the previous class.</p> <p>Gustar y asignaturas.</p> <p>Leccion 7 : Familia</p> <p>Descripción física</p> <p>Translations</p>	<p>Each student will be able to :</p> <ul style="list-style-type: none"> -Revise the concepts taught in previous sessions. - learn to express their likes and dislikes. - identify and learn the vocabulary of family in Spanish. <p>Each student will be able to:</p> <ul style="list-style-type: none"> - Describe the physical aspect of people. - Learn the vocabulary of body parts. - Frame small phrases in Spanish. 	<p>Relations and connections. (Value education)</p> <p>Make a family tree (art integration)</p> <p>Describe your family members. (Expresion escrita)</p>	<p>Class test and verbal discussion.</p> <p>Verbal assessment - descripcion fisica.(Speaking skills)</p>

JULY

Subject	Topics to be Covered/ No. of Periods	Learning Outcome	Activities	Assessments
English	<p><u>Main Course Book</u></p> <p>*A Trek Through the Himalayas (Poem)</p> <p>*Around the World in 80 Days (Activity)</p> <p>*Henry- A Chameleon</p> <p><u>Grammar and Vocabulary</u></p>	<p>Each child will be able to</p> <ul style="list-style-type: none"> -read the lesson on his/her own mark new terminology. -sequence the given events correctly. - summarize the main idea in his/her own words. - Identify poetic devices and rhyme scheme of the poem. 	Cheat Sheet Game	<p>Summarize the lesson in their own words.(Verbal)</p> <p>Pronunciation Practice- New terminology pronunciation test.</p>

Determiners
Articles
Types of Sentences(Positive and Negative), Question Tags
Prefixes-Suffixes

Writing Skills-

Application to the Principal Dialogue Writing
Diary Entry

Activity Book- Unit 2
Literature Reader –Prose Piece 2


Assessment of Speaking and Writing Skills(ASL)

- construct sentences with new terminology.
-frame at least three questions from the chapter.
-spell /pronounce all new words correctly.
-answer questions after reading the extract.
-state the importance of vision and planning.
-justify the statement ‘Travelling is Learning’.
-use the cheat sheet to write diary entries / essay.
-complete the given statements with appropriate article/ determiners.
-write the given letter to the principal following the correct format.
-use question tags correctly in positive and negative sentences.
-apply correct prefixes and suffixes and change the word class of the given words
-complete the given dialogues meaningfully.
-make a diary entry within the given word limit.
-complete the given integrated exercises in the Activity Book



Vocabulary Building-Collect all the words associated with the theme of this unit. (Travel)

Team game- Crossword
-Prefixes and Suffixes

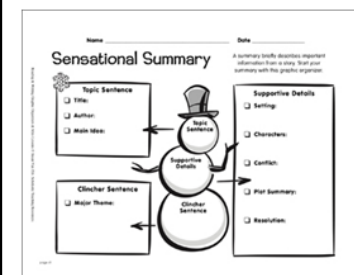


Activity Sheets for vocabulary building

Spelling Test

A Trek Through the Himalayas (Poem recitation with correct intonation and pauses)


Assessment through designing of graphic organizer as summary.





Speaking Skill Assessment-



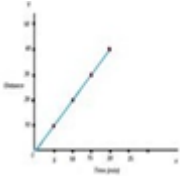
speak confidently on a given topic of his/her choice and answer probing questions




Test for Vocabulary


<p>Hindi</p>	<p>मधुप पाठ - इस्तीफा (कहानी) पाठ - आम और गालिब व्याकरण लिंग,काल, विशेषण वचन, शब्दों की सामान्य अशुद्धियां लेखन अपठित गद्यांश, अनुच्छेद, चित्र वर्णन बाल महाभारत अंबा और भीष्म, विदुर, कुंती, पांडवों की रक्षा भीम, करण, द्रोणाचार्य, लाख का घर, द्रौपदी स्वयंवर</p>	<p>प्रत्येक छात्र पाठ के नवीन शब्दों के अर्थ की पहचान कर सकेगा। नवीन शब्दाकोश का निर्माण कर सकेगा।। परिस्थिति अनुरूप ३-४ प्रश्नों का निर्माण कर सकेगा। ३-४ शब्दों से वाक्य रचना कर सकेगा। व्याकरण के विषय के माध्यम से उचित शब्द की पहचान व व्याकरणिक त्रुटियों की पहचान कर सकेगा। लेखन की उचित शब्द सीमा को ध्यान में रखते हुए ८०-१०० शब्दों का अनुच्छेद कर सकेगा। महाभारत के पात्रों की पहचान कर उन पर आधारित आत्मकथा लेखन ८०-१०० शब्दों में कर सकेगा।</p>	<p>अनुभवजन्य शिक्षण आत्मसम्मान की रक्षा हेतु अपने खुद के विचारों को अंग विक्षेप (MIME) द्वारा प्रस्तुत करना।</p>  <p>कला समावेशन गतिविधि रसोईघर में जाकर आम से बना कोई पेय पदार्थ बनाना।</p>	<p>गूगल आलेख व प्रपत्र द्वारा मूल्यांकन मौखिक चर्चा द्वारा। Quiz.com के खेल द्वारा व्याख्यात्मक अभ्यास पत्र के माध्यम से। लिखित प्रश्नों के माध्यम से। मौखिक तथा लिखित कार्य की चर्चा व जाँच द्वारा। अभ्यास कार्यपत्र की चर्चा व निरीक्षण द्वारा व्याख्यात्मक लेखन व वाचन द्वारा</p>
---------------------	---	---	---	---

<p>Math</p>	<p><u>FRACTIONS AND DECIMALS</u></p> <p>Multiplication of fractions</p> <p>Fraction as an operator</p> <p>Reciprocal of a fraction</p> <p>Division of fractions</p> <p>Word problems involving mixed fractions</p> <p>Representation of fractional numbers as decimals</p> <p>Multiplication and division of decimals</p> <p>Conversion of units (Basic units)</p> <p>Length</p> <p>Mass</p> <p>Volume</p> <p>Word problems</p>	<p>Each student will be able to</p> <p>Add, subtract fractions with like and unlike denominators.</p> <p>Multiply and divide fractions</p> <p>Uses fraction as a operator</p> <p>Solves problems related to day - to -day life</p> <p>Develops meaning of decimals</p> <p>Compare and order decimal</p> <p>Converts fractions to decimals and vice-versa</p> <p>Add, subtract, multiply and divide decimal</p> <p>Use properties of the operations of decimal fractions</p> <p>Define rational numbers</p> <p>Identify positive and negative rational numbers</p> <p>Express rational numbers on a numberline</p> <p>Compare rational numbers</p>	<p><u>FRACTION ART</u></p>  <p><u>Online Math Games</u></p> <p>https://in.mathgames.com/fractions</p> <p>https://in.mathgames.com/decimals</p> <p><u>Newspaper Activity</u></p> <p><u>Case - Study</u></p>	<p>Educsoft Assignments</p> <p>MCQ - Google forms</p> <p>Google docs</p> <p>Entry & Exit tickets from the class</p> <p>Recap worksheets for Addition, subtraction and multiplication of fractions & decimals</p> <p>Graphic Organizers</p> <p>Online Test</p> <p>Live Worksheets</p>
--------------------	--	--	---	--


	<p>(All operations)</p> <p><u>RATIONAL NUMBERS</u></p> <p>Introduction to rational numbers</p> <p>Operations of rational numbers</p> <p>Addition, subtraction, multiplication and division</p>	<p>Find rational numbers between two rational numbers</p> <p>Add, subtract, multiply and divide rational numbers</p>		
Science	<p>Electrical current and its effects</p> <p>Element</p> <p>Effects of electric current</p> <p>Electric fuse</p> <p>Working of electromagnets</p> <p>Working of an electric bell</p>	<p>-List the factors on which the amount of heat produced in a wire depends.</p> <p>-Name three appliances that use the heating effect of the electric current</p> <p>-Explain the utility of electric fuse</p> <p>-Describe the deflection of compass needle every time the current is passed through a wire</p> <p>-Name the scientist who discovered the magnetic effect of current.</p> <p>-Define an electromagnet and list its</p>	<p>Art Integration: (group/individual visual art)</p>  <p>To make a mini sculpture using waste electrical wires and other electronic parts available in the house.</p> <p>SOCIAL AWARENESS ACTIVITY</p>	<p>Educsoft assignment</p> <p>Google Form</p> <p>Oral quiz</p> <p>Graphic Organizer</p>

	<p>Motion & Time</p> <p>Moving Objects</p> <p>Types of motion,</p> <p>Speed of moving objects</p> <p>slow and fast motion along a straight line</p> <p>Distance – time graph for both uniform and non- uniform motion</p> <p>Measurement of time- devices</p> <p>Speedometer</p> <p>Odometer</p>	<p>applications</p> <p>-Explain the construction and working of an electric bell</p> <p>-Draw an electric fuse and explain briefly how it works</p> <p>-Name 2 factors on which the strength of an electromagnet depends.</p> <p>Each child will be able to:</p> <p>-Define motion</p> <p>-List the types -linear, circular, periodic motion with examples</p> <p>- Define oscillatory motion, bob, mean position, oscillation, time period of a simple pendulum.</p> <p>-Explain the need to measure time.</p> <p>-State the common units used to measure time.</p> <p>-Give examples of time measuring devices</p> <p>- Define speed and state its SI unit.</p>	<p>Create an awareness poster for your neighbourhood enlisting electricity saving methods</p>  <p>LIFE SKILL ACTIVITY: Understanding the basics of our electricity bill.</p> <p>Art Integration: (Performing Arts)</p>  <p>Understand and appreciate the various types of motions performed in Indian dance forms.</p> <p>Experiential Learning: CHECK OUT YOUR CAR/BIKE</p>	<p>'Class test</p> <p>Graph based assessment</p>  <p>Google form</p> <p>Objective type assessment</p> <p>Activity based assessment</p>
--	---	--	---	---



	<p>Calculation of speed</p>	<p>-State the common units used to measure speed.</p> <p>Define speedometer and odometer.</p> <p>- Calculate the speed of an object from the distance moved in a given time.</p> <p>- Convert the speed from Km/hr to m/s and vice versa.</p>	<p>*Search for this instrument on your vehicle's dashboard.</p>  <p>WWW.123FREEVECTORS.COM</p>	<p>(Time period of a simple pendulum)</p> <p>Class test</p>
<p>Social Science</p>	<p>GEOGRAPHY The Atmosphere</p> <ul style="list-style-type: none"> • The composition of air • Global Warming • Atmospheric pressure and Pressure belts on the earth • Wind and wind belts 	<p>Each student will be able to :</p> <ul style="list-style-type: none"> - Define the term Atmosphere - List the main components of the atmosphere - State measures to reduce global warming. - Explain the concept of the creation of permanent Pressure belts on the earth. 	<p>Activities:</p> <ul style="list-style-type: none"> - Experiential learning Newspaper Activity: Collect and note down weather reports from a local newspaper for five consecutive days and create your weekly weather report log. - Working model of a Wind vane  	<p>Assignment</p> <p>Google Form</p> <p>Weekly weather log activity</p> <p>Working model of wind vane</p>


	<p>CIVICS</p> <p>State Government - The Legislature The Law making body- Indian States</p> <p>1)The Vidhan Sabha</p> <p>2)The Vidhan Parishad</p> <p>3) Functions of the State Legislature</p> <p>HISTORY</p> <p>The Delhi Sultanate</p> <p>A . Mamluk Dynasty</p> <p>Qutubuddin Aibak</p> <p>Ilutmish</p> <p>Razia Sultan</p> <p>Balban</p> <p>B. Khalji Dynasty</p> <p>Alauddin Khalji</p> <p>C. Tughlaq Dynasty</p> <p>Mohammad bin Tughluq</p> <p>D. Sayyid Dynasty</p>	<p><u>Each student will be able to-</u></p> <p>-Explain the functions of the Legislative Assembly.</p> <p>-Describe the composition of the Legislative Assembly.</p> <p>-Differentiate between Unicameral and bicameral governments.</p> <p><u>Each student will be able to-</u></p> <p>- Name the five dynasties under Delhi Sultanate and their important rulers</p> <p>- Explain briefly about all the five dynasties.</p> <p>- Give an outline of the political developments that took place during Delhi Sultanate</p> <p>- Describe the iqta system introduced by Ilutmish.</p> <p>- Discuss the economic measures adopted by Ala-ud-din Khalji as part of</p>	<p> - Draw layers of atmosphere on a balloon.</p> <p><u>Activity:</u></p> <p>- Become the chief minister of your home for a day. For example making a list of grocery items to be bought, fixing the food menu, attending to the needs of your grandparents, parents. Jot down your experience creatively in your ssc notebook.</p> <p>If I Were A Chief Minister</p> <p>- Project: Paste pictures of governor, CM and other ministers in your notebook showing their hierarchy.</p> <hr/> <p>-Create a timeline of the Delhi Sultans.</p>	<p>Class Discussion activity</p> <p>Worksheet</p> <p>Assignment</p> <p>Project activity on Hierarchy of governor, CM and other ministers.</p> <p>Timeline making activity</p> <p>Web chart making activity</p> <p>Map Work</p> <p>Google Form</p> <p>Assignment Questions</p>
--	--	---	---	---

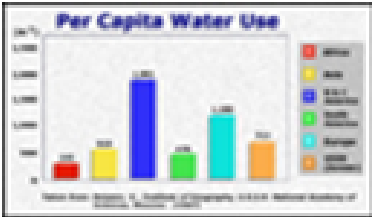

	<p>E. Lodi Dynasty -Bahlul Lodi -Sikander Lodi -Ibrahim Lodi</p> <p>F. Administration under Delhi Sultans -Iqta system -Mongol Policy 3 Plans of Muhammad Bin Tughlaq</p>	<p>his Mongol Policy.</p> <p>- Explain the key features of the Iqta system.</p> <p>- Narrate the three plans of Mohd. Bin Tughlaq.</p> <p>- Briefly describe the reasons for the failure of three policies introduced by Tughlaq.</p>	<div data-bbox="1361 118 1666 300" data-label="Diagram"> </div> <p>Activities:</p> <p>- To collect information on the seven cities that have made up present day Delhi. Seven cities- Qila Rai Pithora, Mehrauli, Suri, Tughlaqabad, Firozabad, Shergarh, Shahjanabad. Present your information in the form of a web chart in your SSC notebook.</p> <div data-bbox="1352 826 1527 1056" data-label="Image"> </div>	
<p>Sanskrit</p>	<p>पर्यावरण-महोत्सव: (लोट् लकार: – वार्तालाप:) (2)</p>	<p>प्रत्येक छात्र पर्यावरण विषयक मुख्य बातों कम से कम ३-४ का लेखन व वाचन कर सकेगा।</p>	<p>कला समन्वय - पर्यावरण सुरक्षा जागरूकता हेतु वस्त्रचित्रकारी (Fabric painting)</p>	<p>विषय से संबंधित मौखिक- लिखित प्रश्नोत्तर , अभ्यास कार्य तथा भाषा संवर्धन गतिविधियों, गूगलालेख तथा गूगल प्रपत्र के माध्यम से मूल्यांकन</p>



	<p>मम दिनचर्या (क्त्वा-तुमुन्-ल्यप् प्रत्ययाः)</p> <p>व्याकरणम् -</p> <p>शब्दरूप-लेखनं -</p> <p>किम् (तीनों लिंग),</p> <p>अनेक (केवल बहुवचनम्, तीनों लिंग) (2)</p>	<p>कथा पर आधारित प्रश्नों के उत्तर लिख सकेगा ।</p> <p>पर्यावरण सुरक्षा हेतु भित्ति पत्र रचना कर सकेगा।(कला समायोजन कर सकेगा)</p> <p>लोट लकार में कर्ता सहित धातुरूप का शुद्ध व स्पष्ट उच्चारण तथा लेखन करने में सक्षम होगा ।</p> <p>प्रत्यय का अर्थ बता सकेगा।</p> <p>संस्कृत प्रत्ययों का प्रयोग कम से कम ३-४ वाक्यों में कर सकेगा।</p>	<p>रचना करना।</p>  <p>प्रवाह संचित्र के माध्यम से लोट लकार में धातु रूपों का कर्ता सहित लेखन करना।</p> <p>प्रकृति-प्रत्यय विभाग करना यथा -</p> <p>पढ़ने के लिए - पठ्+तुमुन् पठितुम्</p> <p>पढ़ कर - सं+पठ्+ल्यप् संपठ्य</p> <p>पढ़ कर - पठ्+क्त्वा पठित्वा</p>	<p>किया जाएगा।</p>
French	<p>La Famille Vincent</p> <ul style="list-style-type: none"> • Vocabulary • IR verbs au present 	<p>Each student will be able to-</p> <ul style="list-style-type: none"> • Describe their family members with the french names for various members. • Conjugate regular IR verbs in present tense. 	<p>Learning Activity : Make a “Cahier des Verbes” and start conjugating various verbs in the present tense.</p> <p>Experiential Activity & Art</p>	<p>Activity-based assessment : Décrivez votre famille en 100-120 mots</p> <p>Compréhension Écrite</p>



			<p>Integration : Draw your family tree using Warli Art.</p> <p>Value : Relationship between various members of the family.</p> <p>Learning Activity: Conjugation of IR verbs in the cahier de verbes.</p> <p>Board Game : Conjugation of verbs in the present tense.</p>	<p>Questions : 1. Répondez aux questions. 2. Complétez avec les membres de la famille.</p> <p>Class Test – Verbs – in present tense.</p>
Spanish	Unidad -5 , Lección – 9 - Hemos ido al parque safari	Each student will be able to : - Understand and practice the Reflexive verbs, irregular verbs and the radical changing verbs. - Learn the vocabulary - Answer the General questions in Spanish.	<p>Crossword : conjugaciones de verbos.</p> <p>Learning Activity : conjugations of reflexive, irregular and the radical changing verbs.</p>	Comprension escrita : students will write their daily routine using irregular and reflexive verbs.
AUGUST				
Subject	Topics to be Covered / No. of Periods	Learning Outcome	Activities	Assessments
English	<p><u>Main Course Book</u> *Packing for a Journey *Foolish Question(Poem-Oral Comprehension) *One Earth to One</p>	<p>Each student will be able to- -read the allotted portion loudly and clearly. -mark new terminology and find meanings of the same.</p>	<p>EL- Convince the other team that their unique pet is the best.(by highlighting the characteristics) Vocabulary Building-Collect all</p>	<p>Activity Sheets for vocabulary building. Spelling Test</p>



	<p>World(Activity)</p> <p>Grammar and Vocabulary Adjectives Degrees of Comparison Word Order-Adjectives Past and Present Perfect Tenses</p> <p>Writing Skills- Designing a Poster Essay-Draft 3</p> <p>Activity Book- Unit 3 Literature Reader –Prose Piece 3, Poem 1</p> <p>Assessment of Speaking and Writing Skills(ASL)</p>	<ul style="list-style-type: none"> - construct sentences with new terminology. -sequence the given events correctly. -identify the most humorous part and reframe in their words -spell /pronounce all new words correctly. -answer questions after reading the extract. -use the correct degree of adjectives/adverbs to complete the statements. state the usage of perfect tenses. -differentiate between the usage of present perfect and past perfect tenses -use the cheat sheet to work on the essay. -design a poster incorporating all the elements of poster designing. --listen to the extract being read and complete the given exercises. -complete the given integrated exercises in the Activity Book. 	<p>the words associated with the theme of this unit. (Humour)</p>  <p>Attribute diagram for character sketch.</p>  <p>Art Integration- Limericks and Edward Lear! Some limericks are played out as songs to the class; they sing and create similar but new ones.</p> <p>Research Based-(Tell Tale) Find more stories about the wit</p>	<p>Activity Based Assessment</p> <p>Speaking Skill Assessment- speak confidently on a given topic of his/her choice and answer probing questions.</p> <p>Worksheets and handouts</p> <p>Listening Skill- A story to be read out, followed by exercise completion by the students.</p>
--	---	---	--	--


			and humour of court jesters like Gopal Bhand and Tenali Raman for class discussion.	
Hindi	<p>मधुप</p> <p>पाठ - रक्त चंदन (एकांकी)</p> <p>पाठ- विश्वराज्य (कविता)</p> <p>व्याकरण</p> <p>क्रिया, क्रिया विशेषण,</p> <p>पर्यायवाची ,विलोम शब्द</p> <p>लेखन</p> <p>औपचारिक पत्र अपठित गद्यांश, संवाद रचना</p> <p>कहानी रचना</p> <p>बाल महाभारत</p> <p>इंद्र प्रस्थ</p> <p>जरा संध</p> <p>शकुनि का प्रवेश</p> <p>चौसर का खेल व द्रौपदी की व्यथा</p> <p>धृतराष्ट्र की चिंता</p>	<p>प्रत्येक छात्र</p> <p>कम से कम १०-१२ पंक्तियों की स्वरचित कविता का निर्माण कर सकेगा।</p> <p>कविता के मूल भाव को समझ कर ४-५ नवीन शब्द जोड़ सकेगा।</p> <p>४-५ शब्दों के अर्थ की पहचान कर सकेगा।</p> <p>पाठ से संबंधित नवीन शब्दावली का निर्माण कर सकेगा।।</p> <p>पाठ का शुद्ध उच्चारण के साथ पठन कर सकेगा।</p> <p>भिन्न भिन्न प्रकार के ३-४ प्रश्नों का निर्माण कर सकेगा।</p> <p>३-४ प्रश्नों के सटीक उत्तर दे सकेगा।</p> <p>४-५ शब्दों से वाक्य रचना कर सकेगा।</p> <p>मौखिक अभिव्यक्ति लघु नाटिका के द्वारा कर सकेगा।</p>	<p>रचनात्मक गतिविधि</p> <p>बोर्ड गेम बनाना निम्न विषयों पर विशेषण, पर्यायवाची</p>  <p>क्रियात्मक गतिविधि</p> <p>महाभारत के पात्रों की लघु नाटक प्रस्तुति (कला समावेशन)</p>	<p>गूगल आलेख व प्रपत्र द्वारा मूल्यांकन</p> <p>मौखिक चर्चा द्वारा।</p> <p>व्याख्यात्मक अभ्यास पत्र के माध्यम से।</p> <p>Edpuzzle वीडियो के द्वारा लिखित प्रश्नों के माध्यम से।</p> <p>मौखिक तथा लिखित कार्य की चर्चा व जाँच द्वारा।</p> <p>अभ्यास कार्यपत्र की चर्चा व निरीक्षण द्वारा</p> <p>व्याख्यात्मक लेखन व वाचन द्वारा</p> <p>श्रुतभाव गृहण क्षमता मूल्यांकन</p>


<p>Math</p>	<p><u>DATA HANDLING</u></p> <p>_Collection of data</p> <p>Organization of raw data</p> <p>Range</p> <p>Mean, mode, median</p> <p>Double bar graph</p> <p><u>TRIANGLES AND ITS PROPERTIES</u></p> <p>Properties of triangles:</p> <p>Angle sum property</p> <p>Exterior angle property</p> <p>Inequality property</p> <p>Pythagoras theorem</p>	<p>Each student will be able to</p> <p>Calculates the mean (average) on the basis of the data given.</p> <p>Relates to the idea that mode implies most frequent observation</p> <p>Determines the center most observation</p> <p>Recalls that x-axis implies the horizontal axis and y-axis implies the vertical axis.</p> <p>Interprets the data given and plots the data on a bar graph</p> <p>Identify the median and altitude of the given triangle and list their characteristic features</p> <p>Gives logical proof of angle sum property and exterior angle property of triangles,</p> <p>Solves application- based questions on the above properties</p> <p>List the characteristic features of the Equilateral triangle and isosceles triangle and solve questions based on them.</p>	<p><u>Experiential learning</u></p> <p>_Making bar graphs on the temperatures of 6 Capital cities of the world.</p>  <p>Survey on age /weight/ height of all the students of the class</p> <p>And organization of the same in the form of a table</p> <p>Observe the graph and tell the inferences drawn</p> <p>Crossword Puzzle</p> 	<p>Educosoft Assignments</p> <p>MCQ - Google forms</p> <p>Google docs Entry & Exit tickets from the class</p> <p>Worksheet</p> <p>Class Test</p> <p>Interpreting Graphs</p> <p>THINK AND ANSWER!!</p> <p>Online Test</p> <p>Live Worksheets</p>
--------------------	--	---	--	---


		<p>State the inequality property and apply it to solve questions</p> <p>State the Pythagoras theorem and solve application based questions</p>	<p>EXPERIENTIAL LEARNING: CUT AND PASTE ACTIVITY - Verify Angle Sum Property of triangles</p> 	
<p>Science</p>	<p>Transportation in animals and plants</p> <ul style="list-style-type: none"> -Blood -Blood vessel -Transportation of blood -Heart -Heartbeat -Excretion system in animals; -Role of kidneys. -Sweating. -Transport of food and water in plants -Xylem & Phloem 	<p>Each child will be able to:</p> <ul style="list-style-type: none"> List the functions of blood -Define plasma and its role in the body. -Explain the role of Hb in respiration -Enlist the components of blood and state their function -Define a clot -Discuss the various types of blood vessels -Distinguish between arteries and veins -Describe the function of heart -Define pulse, pulse rate and capillaries -Draw a schematic diagram of circulation 	<p><u>Investigatory Activity</u> <u>Group activity -1</u> Explore the structure of the human heart and excretory system by making a 2D model using blue and red clay.</p>  <p><u>STEAM activity:</u> Making a working model of the heart using bottles ,coloured</p>	<p>Educsoft assignment</p> <p>Google Form</p> <p>Oral quiz</p> <p>Graphic Organizer</p> <p>'Class test</p>

	<p>Fibre to fabric</p> <ul style="list-style-type: none"> -Wool, silk - animal fibres.. -Process of processing wool -Sericulture -Life cycle of silk moth -Processing of silk fibre 	<ul style="list-style-type: none"> -Name the instrument used to detect the heartbeat -Define excretion and state the need for removal of waste materials from the body -Discuss the constitution of urine -Draw a diagram of the human excretory system and label the various parts -Discuss the transport of water and minerals and food in plants through xylem and phloem <p>Each child will be able to:</p> <ul style="list-style-type: none"> Identify and classify animal fibres on the basis of properties. (at least 1) -Name the two types of fibres that form the fleece of sheep.(at least 1) -Define selective breeding -Name the animals that yield wool. -Describe the feed given to the sheep. 	<p>water and straws.</p>  <p>Newspaper activity: healthy habits for a healthy heart</p>  <p>In plants:</p> <p><u>Art Integration:</u></p> <p>KINESTHETIC ACTIVITY</p> <p>Woollen Friendship band (Finger Knitting)</p>	<p>Educosoft assignment</p> <p>Google Form</p>
--	---	--	---	--


		- Explain processing of woollen fibres	 <p>Subject Integration: (ENGLISH)</p> <p>Weave a short story using the new vocabulary words related to Fibres/ Fabric</p>	Oral quiz
Social Science	<p>GEOGRAPHY</p> <ul style="list-style-type: none"> - How surface landform changes <p>Forces that change earth's landforms</p> <ul style="list-style-type: none"> -Weathering -Erosion -Denudation - Action of water <p>Course of river</p> <ul style="list-style-type: none"> -Action of Wind -Soil Formation and conservation of soil <hr/> <p>HISTORY</p>	<p><u>Each student will be able to-</u></p> <ul style="list-style-type: none"> - Explain the concept of Weathering, Erosion and Denudation. -Analyze the role of the river in its various stages and the features formed - Describe how wind changes the surface of landform -List steps to conserve soil and prevent soil erosion. <hr/>	<p>Activities:</p> <ul style="list-style-type: none"> - Compose a Rap song on Save Trees.  <ul style="list-style-type: none"> - Create a crossword puzzle on soil's formation and conservation. - Draw a diagram to show formation of an Oxbow lake. <hr/> <p>Map Work -</p>	<p>Art Integration Activity</p> <p>Google form MCQs</p> <p>Quiz Cards</p> <p>Assignment work</p> <p>Worksheet</p> <hr/> <p>Map Work</p>


	<p>- The Mughal Empire</p> <ol style="list-style-type: none"> 1) Babur 2) Humayun 3) The Sur dynasty 4) Akbar 5) Jahangir 6) Shah Jahan 7) Aurangzeb 8) The Mughal Court and Administration 9) Akbar-the Greatest Mughal King 10) Mansabdari System <hr/>	<p>Each student will be able to</p> <ul style="list-style-type: none"> -Name the Mughal rulers in chronological order -Locate the extent of the Mughal Empire under the Akbar after various wars. -Analyse the role of Noor Jahan in administrative matters -Explain with examples how Akbar as a King unified the country. -Draw a comparison between Akbar and Aurangzeb- in their policies and nature of rule. - State why Akbar was known as Akbar the Great despite he being illiterate. <hr/>	<p>Important Places related to the Mughal Rule.</p>  <p>Monuments of Mughal Era</p> <p>-Create a timeline of the Mughal emperors..</p> <div style="border: 1px solid black; padding: 5px; margin: 10px 0;"> <p>Title: _____ Date: _____ Name: _____</p> <table style="width: 100%; text-align: center; border-collapse: collapse;"> <tr> <td style="border: 1px solid black; width: 20px; height: 20px;"></td> <td style="border: 1px solid black; width: 20px; height: 20px;"></td> <td style="border: 1px solid black; width: 20px; height: 20px;"></td> <td style="border: 1px solid black; width: 20px; height: 20px;"></td> <td style="border: 1px solid black; width: 20px; height: 20px;"></td> </tr> <tr> <td colspan="5" style="text-align: center;">↑ ↓ ↑ ↓ ↑ ↓</td> </tr> <tr> <td style="border: 1px solid black; width: 20px; height: 20px;"></td> <td style="border: 1px solid black; width: 20px; height: 20px;"></td> <td style="border: 1px solid black; width: 20px; height: 20px;"></td> <td style="border: 1px solid black; width: 20px; height: 20px;"></td> <td style="border: 1px solid black; width: 20px; height: 20px;"></td> </tr> </table> </div> <p>Factfile: Collect photographs of any one Mughal emperor and create a fact file under the following sub-heads :</p> <ol style="list-style-type: none"> 1) Name: 2) Reign period: 3) Predecessor: 4) Successor: 5) Famous for: <hr/>						↑ ↓ ↑ ↓ ↑ ↓										<p>Factfile</p> <p>Assignment Questions</p> <p>Timeline making activity</p> <p>Google Form Test</p> <hr/>
↑ ↓ ↑ ↓ ↑ ↓																			

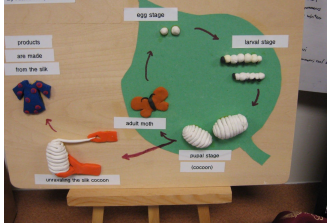
	<p>CIVICS</p> <ul style="list-style-type: none"> - State Government: The Executive <ol style="list-style-type: none"> 1) Composition: Governor, Chief Minister Council of Ministers 2) Governor-term, appointment and powers 3) Chief Minister-term, appointment and powers 4) Process of formation of state govt. 	<p>Each student will be able to:</p> <ul style="list-style-type: none"> - State the appointment, powers and terms of the Governor. - State the appointment, powers and terms of Chief Minister. - Explain how the state government is formed. - Administration of Union territories. 	<p>Activities:</p> <ul style="list-style-type: none"> - Class Discussion: Role of IAS Officers in State Executive.  <ul style="list-style-type: none"> - Research work on : Civil Service Exam in India -Collect information on the Chief Minister of any one state under the subheads- Name, Political Party, Known for, State and write it in your Social Science notebook. 	<p>Class Discussion</p> <p>Research work</p> <p>Assignment work</p> <p>Art integration activities</p> <p>Worksheet</p>
Sanskrit	<p>स्वरसन्धि – दीर्घ, गुण (1)</p> <p>पीयूष-बिन्दवः (श्लोकाः) (3)</p> <p>श्लोकान्तर्गत शिक्षा –</p> <p>परिश्रम-दान-विद्या-सुख-धन</p> <p>विषयक प्रसंग</p> <p>व्याकरणम् –</p> <p>धातुरूप- गम्, पा(पिब)</p> <p>दृश्(पश्य), दा(यच्छ)- ४ लकार.</p>	<p>प्रत्येक छात्र</p> <p>गुण संधि के विषय में बता सकेगा।</p> <p>शब्दों में संधि विच्छेद कर सकेगा।</p> <p>विषय पर आधारित कम से कम ५-६ प्रश्नों के उत्तर लिख सकेगा।</p> <p>श्लोकों पर नृत्य कला का प्रदर्शन कर सकेगा।</p>	<p>अनुभवात्मक कला समन्वित कार्य-</p> <p>श्लोक व भारतीय शास्त्रीय नृत्य कला – कथक, भरतनाट्यम् अथवा कुचिपुड़ी अधिगम।</p>	<p>विषय से संबंधित मौखिक- लिखित प्रश्नोत्तर , अभ्यास कार्य तथा भाषा संवर्धन गतिविधियों, गूगललेख तथा गूगल प्रपत्र के माध्यम से मूल्यांकन किया जाएगा।</p>


	शब्दरूप- नदी, कवि	<p>व्याकरण के अन्तर्गत धातुओं के रूप लट्, लृट्, लङ् व लोट् लकार में लिख सकेगा</p> <p>श्लोकों का उच्चारण अन्वय तथा सरलार्थ कर सकेगा।</p>	 <p>श्लोकाधारित हिन्दी पंक्तियों का संस्कृत अनुवाद करना। यथा- परिश्रम से ही कार्य सफल होते हैं। इत्यादि</p> <p>किसी एक रुचि परक श्लोक को लिखकर पुस्तक चिन्ह की रचना करना।</p>	
French	<p>Le Salon, La Salle à manger, La Cuisine</p> <p>Les Chambres, les salles de bains</p> <p>Le Passé Composé</p>	<p>Each student will be able to- Name the pieces of furniture in every room of a house.</p> <p>Describe their bedroom and the furniture in it.</p> <p>Conjugate verbs in the past tense with avoir as auxiliaire.</p> <p>Understand an audio text in french and answer questions based on it.</p>	<p>Cahier des verbes : All 'ER' verbs in Passé Composé. Verbes – dire, mettre, prendre, couvrir & ouvrir in present tense.</p> <p>Experiential Activity: Students will describe the salon, salle à manger and cuisine in their house.</p> <p>Experiential Activity :</p>	<p>1. Répondez aux questions. 2. Conjuguez les verbes au passé composé. (Knowledge) 3. Décrivez une pièce dans votre maison.</p> <p>Weekly Test Syllabus : Lessons 15,16. La Maison La Famille Conjugation of ER, RE & IR verbs in present tense. Adjectifs possessifs</p>

			Students will make their own bed at home for one week. They will click a photo while doing the activity.	
Spanish	Unidad -5 , Lección – 9 - Hemos ido al parque safari. Lección -10 – El mundo animal	Each student will be able to - Understand The present perfect tense - Prepositions used with the verb “Estar” - Make sentences in Spanish. - Do Translations	Students will describe their room and objects of the room using prepositions with the verb estar. Learning activity : Learn the conjugations of the verb estar from the book.	Worksheet provided in the class - “estar” Weekly test Introducción al pretérito perfecto.
SEPTEMBER				
Subject	Topics to be Covered/ No. of Periods	Learning Outcome	Activities	Assessments
English	<u>Main Course Book</u> *The Stranger *Where the Mind is Without Fear(Poem Recitation) <u>Grammar and Vocabulary</u> Use of For and Since Revision-Reordering Phrases Proverbs	Each student will be able to- -read the allotted portion loudly and clearly. -mark new terminology and find meanings of the same. - construct sentences with new terminology. -sequence the given events correctly. answer questions after reading the extract. -Use for and since correctly in the given situations. -Recite the poem with correct intonation,	Attribute diagrams for character sketch of Jason Independent Activity: Talking about a close friend/relative and the relationship you share Group Activity	Spelling Test Activity Based Assessment Speaking Skill Assessment- speak confidently on a given topic of his/her choice and answer probing questions. Revision done in class


	<p>Writing Skill- Article for the magazine. Revision of all writing skills</p> <p>Activity Book- Unit 4 Literature Reader –Prose Piece 4, Poem 2</p> <p>REVISION FOR HALF YEARLY EXAMS</p>	<p>pauses and pronunciation. -reorder phrases to make meaningful and grammatically correct sentences. -write all the formats of writing skills. - practice all writing skills done till now. -complete the given integrated exercises in the Activity Book.</p>	<p>Tagore- his ideas on education, his thoughts on freedom, his poetry and music, Tagore as an artist</p> <p>Find out the details about the 'Gitanjali</p> <p>'The World is One'</p> <p>Write the 8 components of Tagore's vision in the poem.</p> <p>Create a mind map – detailing any 5 things that make you proud to be an Indian.</p>	<p>Worksheets and handouts</p>
Hindi	<p>मधुप पाठ-६ पहले अपना अध्ययन करो (कविता) पाठ-नाम की इच्छा व्याकरण तत्सम तदभव</p>	<p>प्रत्येक छात्र आत्ममंथन करने की बुद्धि का विकास हो पाएगा। ४-५ नवीन शब्दों की पहचान अर्थ सहित कर सकेगा। स्वरचित कविता लेखन कम से कम १०-१२ पंक्तियों में कर सकेगा। कहानी के मूल भाव को समझ कर एक नवीन कहानी का लेखन ८०-१०० शब्दों में</p>	<p>नाम कमाने के लिए एक साक्षत्कार का निर्माण रचनात्मक लेखन</p> 	<p>गूगल आलेख व प्रपत्र द्वारा मूल्यांकन मौखिक चर्चा द्वारा। व्याख्यात्मक अभ्यास पत्र के माध्यम से। लिखित प्रश्नों के माध्यम से। मौखिक तथा लिखित कार्य</p>



	<p>चित्र वर्णन</p> <p>बाल महाभारत</p> <p>भीम और हनुमान</p> <p>द्वेष करनेवाले का जी नहीं भरता ,मायावी सरोवर ,यक्ष प्रश्न</p>	<p>कर सकेगा।</p> <p>पाठ का पठन उचित उच्चारण के साथ कर सकेगा।</p> <p>चित्र देखकर काल्पनिक वर्णन ८०-१०० शब्दों में कर सकेगा।</p> <p>महाभारत के ७-८ पात्रों के नाम की सूची बना सकेगा।</p>		<p>की चर्चा व जाँच द्वारा।</p> <p>अभ्यास कार्यपत्र की चर्चा व निरीक्षण द्वारा</p> <p>व्याख्यात्मक लेखन व वाचन द्वारा</p> <p>Quizz.com के खेल द्वारा</p>
Math	<p><u>SIMPLE LINEAR EQUATIONS</u></p> <p>Solving of equations</p> <p>One – step</p> <p>Two – step</p> <p>Complex equations</p> <p><u>REVISION FOR HALF YEARLY EXAMS</u></p>	<p><u>Each student will be able to:</u></p> <p>Illustrate the solutions process for a first-degree equation in single-variable.</p> <p>Solve and verify first-degree single-variable equations.</p> <p>Solve complex equations to find the value for which it holds true.</p> <p>Check the value of a variable for a given equation.</p>	<p><u>ART INTEGRATION :</u></p> <p>'CREATE A RIDDLE' - LINEAR EQUATIONS</p> <p><u>EXPERIENTIAL LEARNING:</u></p> <p>PICTURE READING: List the things that are constant and variables in the given picture</p> 	<p>Educsoft</p> <p>Google Forms</p> <p>Quizzing</p> <p>Flash Cards</p> <p>Graphic Organizers</p> <p>'Just A Minute'</p> <p>Prepare to teach</p> <p>Past Questions</p> <p>Online Test</p> <p>Live Worksheets</p>
Science	Fibre to fabric(CONTD)	<p>-Define sericulture</p> <p>-Explain and draw the life cycle of a silk</p>	GROUP ACTIVITY: Life cycle of a silkworm(using household material)	Graphic Organizer

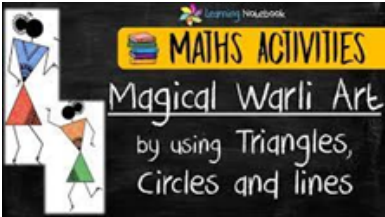
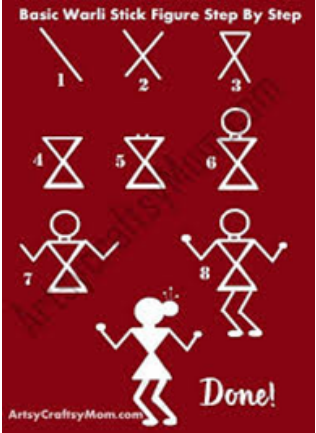
	<p>-Sericulture</p> <p>-Life cycle of silk moth</p> <p>-Processing of silk fibre</p> <p><u>REVISION FOR HALF YEARLY EXAMS</u></p>	<p>moth</p> <p>-Explain the rearing of silkworms and processing of silk.</p>		<p>'Class test</p>
<p>Social Science</p>	<p>Lab Activity(I) on Water</p> <p>REVISION FOR HALF YEARLY EXAMS</p>	<p>Each student will be able to :</p> <ul style="list-style-type: none"> - Define the conceptual terms like evaporation, humidity, condensation, precipitation. - Describe the motions of ocean waters. 	<p>Project :</p> <ul style="list-style-type: none"> - Prepare a report on the destruction of life and property caused by Tsunami that affected India in 2004. - Select two major ports from two different continents. Prepare a report on how they are affected by the following: a)Tides b)Ocean currents in summer and winter 	<p>Project : Report</p> <p>Class Discussion</p> <p>Oral Questionnaire Activity</p>
<p>Sanskrit</p>	<p>चित्राधारित संस्कृतानुवाद उपपदविभक्ति अभ्यास व गतिविधि</p>	<p>प्रत्येक छात्र - चित्र आधारित हिन्दी वाक्यों की संस्कृत कर पाएगा। उपपद विभक्ति युक्त कम से कम ७-८ वाक्यों के लेखन में सक्षम होगा।</p>	<p>चित्राधारित हिन्दी वाक्य निर्माण करना। वाचनमूल्यांकन परीक्षणम् उपपदविभक्ते: प्रयोगाय वाक्य वाचनम्</p>	<p>विषय से संबंधित मौखिक- लिखित प्रश्नोत्तर , अभ्यास कार्य तथा भाषा संवर्धन गतिविधियों, गूगलालेख तथा गूगल प्रपत्र के माध्यम से मूल्यांकन किया जाएगा।</p>




		भाषा संवर्धन गतिविधि- क्रियाकलाप- उपपद विभक्ति द्वारा वाक्य वाचन कर सकेगा।	<p>मूल्यांकन बिन्दु -</p> <ol style="list-style-type: none"> 1. उच्चारण २ अंक 2. विषयवस्तु २ अंक 3. शुद्धता १ अंक <p>कुल 5 अंक</p> 	
French	<p>Les Repas</p> <p>Les Articles Partitifs.</p> <p>Revision for the Mid-Term Exam</p>	<p>Each student will be able to -</p> <p>Name the various meals eaten in France and the food items eaten for each meal.</p> <p>Use Articles partitifs before different food items.</p> <p>Answer questions correctly in the exam.</p>	<p>Health :</p> <p>The importance of eating proper meals at the right time.</p> <p>Art: Draw the food items eaten for breakfast and dinner in France</p> <p>Bilan - A comprehensive revision worksheet with all grammar topics.</p>	<p>Questions :</p> <ol style="list-style-type: none"> 1. Nommez les repas français. 2. Complétez avec les articles partitifs. <p>Mid Term Exam (50 marks)</p> <p>Syllabus : Lessons 15 – 19.</p> <p>Writing skills – Décrivez une maison / votre famille</p> <p>Grammar – Verbes – présent, passé composé avec auxiliare avoir, adjectifs possessifs, Négative sentences.</p>


Spanish	El repaso Preterito perfecto	Each student will be able to : Do a revision with all the topics covered till now. Use present perfect tense in Spanish.	A comprehensive revision worksheet with all grammar topics.	Class test Mid term Examination (50 marks)
OCTOBER				
Subject	Topics to be Covered/ No. of Periods	Learning Outcome	Activities	Assessments
English	<p><u>Main Course Book</u></p> <p>*Sir Lawley's Ghost(4) *The Ghost of Christmas Yet to Come (4)</p> <p>Grammar- Reported Speech (3) Phrasal Verbs (2)</p> <p>Writing Skill- Informal Letter Writing (2) Advertisement (2) Essay Term 2- Descriptive/Argumentative(2) Activity Book- Unit 4</p> <p>Literature Reader –Prose</p>	<p>Each student will be able to</p> <p>-read the allotted portion loudly and clearly. -mark new terminology and find meanings of the same. - construct sentences with new terminology. -sequence the given events correctly. - Identify the words associated with fear -spell /pronounce all new words correctly. -answer questions after reading the extract. - convert direct sentences into indirect speech. -apply the reported speech rules correctly. -write an informal letter correctly using the correct format.</p>	<p>Experiential Learning-MI : Ghost Caricatures and discussion on superstitions. Learning by Doing- (Clippings of horror movies of their choice) The class is divided into groups, each group is allotted a particular part of the movie to watch and summarise; Each group will present a brief summary in the class.</p> <p><u>Word Wall- (Pinterest)</u> Collect all the words associated with the theme of this unit. (Ghosts and Fear)</p>	<p>Summarize the lesson in their own words.(Verbal)</p> <p>Pronunciation Practice- New terminology pronunciation test.</p> <p>Activity Sheets for vocabulary building</p> <p>Spelling Test</p> <p>Worksheets and handouts</p> <p>Speaking Skill Assessment-</p>



	<p>Piece 4, Poem</p> <p>Assessment of Speaking and Writing Skills(ASL)</p>	<p>-design an advertisement using all the elements of an advertisement.</p> <p>--listen to the extract being read and complete the given exercises.</p> <p>-use the correct phrasal verbs in the given situations.</p> <p>-write a descriptive essay within the specified word limit.</p> <p>-complete the given integrated exercises in the Activity Book.</p>	<p>Research Based-</p> <p>‘Daddy Long Legs’ find out how an entire novel was written in letters.</p>  <p>Art Integration- Create a short graphic novel/booklet of the story ‘Sir Lawley’s Ghost’.</p>	<p>Speak confidently on a given topic of his/her choice and answer probing questions</p> <p>Activity Based Assessment</p> <p>Class participation</p>
Hindi	<p>मधुप</p> <p>पाठ- बापू के पत्र मीराबेन के नाम</p> <p>पाठ-रंगोली</p> <p>नवीन शब्दावली</p> <p>वाक्य रचना</p> <p>प्रश्न उत्तर</p>	<p>प्रत्येक छात्र</p> <p>कम से कम 3-4 नवीन शब्दों की पहचान कर पाएगा।</p> <p>महाभारत के 4-5 पात्रों की पहचान उनके नाम व उनके संवाद सहित कर पाएगा।</p> <p>नैतिक मूल्यों की पहचान कर पाएगा।</p> <p>परिस्थिति अनुरूप 2-3 प्रश्नों का निर्माण कर सकेगा।</p>	<p>मेरा थैला गतिविधि-</p> <p>सूती या खादी के बने कपड़े के थैले पर मधुबनी या वारली चित्रकला।</p>	<p>गूगल आलेख व प्रपत्र द्वारा मूल्यांकन</p> <p>मौखिक चर्चा द्वारा।</p> <p>व्याख्यात्मक अभ्यास पत्र के माध्यम से।</p> <p>लिखित प्रश्नों के माध्यम से।</p> <p>मौखिक तथा लिखित कार्य की चर्चा व जाँच द्वारा।</p>

	<p>व्याकरण</p> <p>मुहावरे</p> <p>लेखन</p> <p>अनुच्छेद</p> <p>औपचारिक पत्र</p> <p>अपठित गद्यांश</p> <p>बाल महाभारत</p> <p>अज्ञातवास</p> <p>प्रतिज्ञा- पूर्ति</p> <p>विराट का भ्रम</p> <p>मंत्रणा</p> <p>राजदूत संजय</p>	<p>४-५ शब्दों से वाक्य रचना कर सकेगा।</p>	 <p>रचनात्मक कार्य</p> <p>फूल पत्तों से रंगोली का निर्माण</p> <p>कला समावेशन</p> 	<p>अभ्यास कार्यपत्र की चर्चा व निरीक्षण द्वारा</p> <p>व्याख्यात्मक लेखन व वाचन द्वारा</p>
<p>Math</p>	<p><u>CONGRUENCE OF TRIANGLES</u></p> <p>Idea of congruence</p>	<p><u>Each student will be able to:</u></p> <p>Explain congruence</p> <p>State the condition for the two plane</p>	<p><u>ART INTEGRATION</u></p> <p><u>Warli Art Depiction using congruent triangles</u></p>	<p>Educsoft Assignments</p> <p>MCQ - Google forms</p> <p>Google docs</p>

	<p>Congruence of plane figures, line segments, angles</p> <p>Corresponding elements of congruent triangles</p> <p>Criteria for congruence of triangles (SSS, SAS, ASA, RHS conditions)</p> <p><u>PRACTICAL GEOMETRY</u></p> <p>Constructions</p> <p>Perpendiculars and parallel lines</p> <p>Triangles (SAS, SSS, ASA, RHS)</p>	<p>figures to be congruent</p> <p>State the conditions of congruency</p> <p>Justify why AAA is not a congruence condition</p> <p>Write the symbol of congruence</p> <p>Draw suitable figures to demonstrate each congruence condition</p> <p>Write the statement of congruence in symbolic form</p> <p>Recognize when, and explain why, two triangles are congruent,</p> <p>Use the properties of congruent triangles to solve problems.</p>	<p>https://www.youtube.com/watch?v=Df5zStCmyUE</p>   <p><u>EXPERIENTIAL LEARNING:</u></p> <p>https://www.youtube.com/watch?v=n9U0sDHRsf8</p> <p><u>CONGRUENT TRIANGLES –</u></p> <p><u>Simple paper folding proof.</u></p>	<p>Entry & Exit tickets from the class</p> <p>Worksheets</p> <p>Graphic Organizers</p> <p>Weekly Test</p> <p>Online Test</p> <p>Live Worksheets</p>
--	--	--	--	---

				
<p>Science</p>	<p>Reproduction in plants</p> <ul style="list-style-type: none"> -Modes of reproduction -Asexual reproduction in plants Sexual reproduction in plants -self and cross pollination. -Fertilization of male and female cells and formation of seed. -Seed dispersal 	<p>Each student will be able to:</p> <ul style="list-style-type: none"> -Define reproduction -Distinguish between sexual and asexual reproduction -Define vegetative propagation List the advantages and disadvantages of vegetative propagation -Explain the meaning of sexual reproduction -Sketch the reproductive parts of a flower -Distinguish between unisexual and bisexual flowers and give examples of each 	<p>ACTIVITY</p> <p>Make your own pizza this weekend !(fun with fungus)</p>  <p>Veg pizza</p> <p>PETAL TALK Prepare a handbook of any 5 flowers having medicinal properties</p>  <p>CASE STUDY - On pollinators</p>	<p>Educsoft assignment</p> <p>Google Form</p> <p>Oral quiz</p> <p>Graphic Organizer</p>


			<p>and the types of flowers</p> 	'Class test
Social Science	<p>GEOGRAPHY - Life in Deserts</p> <p>1) Introduction of a Desert- hot and Cold</p> <p>2) The Sahara Desert- as a hot desert</p> <p>3) The Ladakh - as a Cold Desert</p> <hr/> <p>CIVICS</p> <p>Gender and Inequalities</p> <p>- Gender role</p> <p>- Gender inequality in: Education, Decision Making,</p>	<p>Each Student will be able to :-</p> <p>- Name a hot desert and a cold desert and locate them on world map</p> <p>- Explain the differences and similarities in hot and cold deserts.</p> <p>- Compare the life of people in Sahara and Ladakh</p> <hr/> <p>Each Student will be able to:</p> <p>- Describe how gender is different from sex.</p> <p>- Explain why in India some posts are reserved for women in government sectors.</p>	<p>Activities:</p> <p>- Create a webchart explaining the details about the below-mentioned deserts: a. Sahara b. Ladakh</p> <p>- Students will be asked to: Name some hot and cold deserts of the world and locate them on the map.</p> <hr/> <p>Experiential Learning: Go around the neighbourhood shops near your house and make a list of the shops that have no women employees. Ask the owners or managers why they have not employed women. Note down your experiences</p>	<p>Map work</p> <p>Webchart activity</p> <p>Google Form</p> <p>Assignment Questions</p> <p>Digital worksheet</p> <hr/> <p>Experiential Learning activity</p> <p>Worksheet</p> <p>Google Form Test</p> <p>Group Discussion activity</p>


	<p>Economic aspects, ownership rights, gender based division of labour, non recognition of women's labour</p> <p>- Women's Rights</p>	<p>- Analyse why in some societies women are not encouraged to own money and property.</p> <p>- Give one reason why women's labour in homes is not valued.</p>	<p>and learnings in your SSC notebook.</p> <p>Group Discussion: Prepare a write up on division of labour in your family. Compare your notes with your classmates. Have a discussion on whether or not the division of labour seems to be gender based in most of the families.</p>	
Sanskrit	<p>ऋतुराजः वसन्तः (उपसर्गाः) (२)</p> <p>व्याकरणम् –</p> <p>धातुरूप- क्रुध्, नृत् (४ लकार) (१)</p> <p>रचनात्मक-कार्य – पत्र-पूर्तिः, चित्रवर्णनम्</p>	<p>प्रत्येक छात्र -</p> <p>उपसर्ग विषयक मुख्य बिन्दुओं में से कम से कम ३-४ का लेखन व वाचन कर सकेगा।</p> <p>कथा विषय पर आधारित प्रश्नों के उत्तर लिख सकेगा।</p> <p>संस्कृत उपसर्गों का प्रयोग कम से कम ३-४ वाक्यों में कर सकेगा।</p> <p>संस्कृत धातुरूप का प्रयोग कम से कम ३-४ वाक्यों में कर सकेगा।</p> <p>पत्र में सही शब्द की यथोचित स्थान पर पूर्ति कर सकेगा।</p>	<p>कलासमन्वय –</p> <p>उपसर्गों का प्रयोग करते हुए ८-१० पंक्तियों की कविता रचना।</p> <p>अन्वेषणाधारित-भाषा संवर्धन शब्दकोश गतिविधि-</p> <p>जीवनोपयोगी वस्तुओं अथवा दिनचर्या में प्रयुक्त उपसर्ग युक्त शब्दों की सूची यथा -</p> <p> उपनेत्रम्</p> <p> अनुस्वार इत्यादि।</p>	<p>विषय से संबंधित मौखिक- लिखित प्रश्नोत्तर, अभ्यास कार्य तथा भाषा संवर्धन गतिविधियों, गूगललेख तथा गूगल प्रपत्र के माध्यम से मूल्यांकन किया जाएगा।</p>



		चित्राधारित हिन्दी वाक्य रचना तथा उन वाक्यों का संस्कृत अनुवाद कर सकेगा।		
French	Une grande nouvelle <ul style="list-style-type: none"> · Vocabulaire · Le futur proche. · Le Futur simple. · Les prépositions de lieu. 	Each student will be able to- Use the vocabulary on modes of transport and travel and make sentences. Conjugate verbs in future tense. Use the correct preposition before cities and countries.	Stick pictures of at least 5 modes of transport. Dictation (Listening Skill) Worksheet – Le futur	Questions - <ol style="list-style-type: none"> 1. Où sera M.Vincent correspondant de son journal ? 2. Quelle est la vieille patrie de Canadiens ? 3. Conjuguez les verbes au futur ou futur proche selon le sens. Class test - Le passé composé et le futur
Spanish	El dia de espanol	Each student will participate in some Spanish language activity. Will be a celebration for the Spanish Day in School.	Roleplays, Dance, Music.	Verbal assessment.

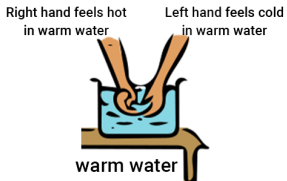

NOVEMBER

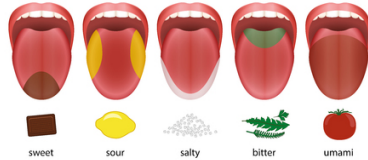

Subject	Topics to be Covered/ No. of Periods	Learning Outcome	Activities	Assessments
English	<u>Main Course Book</u> *The Little Green Orchard	Each student will be able to- -read the chapter silently and summarize.	Team game- Crossword for synonyms and antonyms-	Summarize the lesson in their own words.(Verbal)



	<p>(Poem) *Apologize</p> <p>Grammar – Adverbs Synonyms and Antonyms Editing</p> <p>Writing Skill- Bio Sketch Essay Term 2 (Second draft)</p> <p>Activity Book- Unit 5 Literature Reader –Prose Piece 5</p> <p>Assessment of Speaking and Writing Skills(ASL)</p>	<p>-will be able to differentiate between natural and supernatural elements. -frame questions -Spell at least six new words correctly. - identify the rhyming scheme and poetic devices used in the poem. - compare the moths to ghosties. - Identify adverbs in a given text.</p> <p>-Identify adverbs of time, place, manner and frequency</p> <p>-Make sentences using the given Adverbs. -Write a bio sketch using the given outline.</p> <p>-complete the given integrated exercises in the Activity Book.</p>	<p>create with a partner.</p> <p>Learning by Doing-Paste</p> <p>pictures of Halloween as celebrated in different countries. What do you find most interesting in them? Design your own Halloween costume.</p>  <p>Art Integration- Make a fact file on Walter de la Mare. Illustrate one scene from the poem 'The Little Green Orchard'.</p> <p>Newspaper Activity-</p> <p>Identify the use of adverbs in a given newspaper article.</p>	<p>Pronunciation Practice- New terminology pronunciation test.</p> <p>Activity Sheets for vocabulary building</p> <p>Spelling Test</p> <p>Worksheets and handouts</p> <p>Speaking Skill Assessment-</p> <p>Speak confidently on a given topic of his/her choice and answer probing questions</p> <p>Activity Based Assessment</p> <p>Class participation</p>
--	--	---	--	--

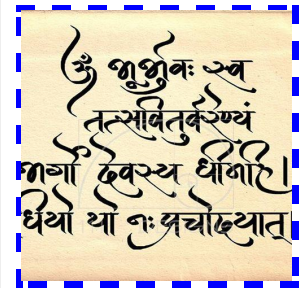
<p>Hindi</p>	<p>मधुप जीवन सत्य (दोहे) पाठ-तुम्हीं मिटाओ मेरी उलझन (कविता) व्याकरण उपसर्ग -प्रत्यय संधि (स्वर) विज्ञापन निर्माण वाक्य शुद्धि लेखन अनुच्छेद बाल महाभारत शांति दूत कृष्ण पांडवों और कौरवों के सेनापति एक से नौ दिन भीष्म शर शय्या पर बारहवां दिन</p>	<p>प्रत्येक छात्र नवीन शब्दावली व वाक्य रचना का निर्माण कर सकेगा। दोहों के सार को समझ कर उसके उदाहरण लिखित रूप से लिख सकेगा। महाभारत के पात्रों की पहचान करके उनके ४-५ संवादों को याद कर पाएगा। नैतिक मूल्यों की पहचान कर पाएगा। परिस्थिति अनुरूप २-३ प्रश्नों का निर्माण कर सकेगा।</p>	<p>कला समावेशन दोहों को मधुबनी चित्रकला व इडीलिंग के द्वारा प्रस्तुत करवाया जाएगा।</p>  <p>रैप गाकर दोहों को प्रस्तुत करना।</p>	<p>गूगल आलेख व प्रपत्र द्वारा मूल्यांकन मौखिक चर्चा द्वारा। व्याख्यात्मक अभ्यास पत्र के माध्यम से। लिखित प्रश्नों के माध्यम से। मौखिक तथा लिखित कार्य की चर्चा व जाँच द्वारा। अभ्यास कार्यपत्र की चर्चा व निरीक्षण द्वारा व्याख्यात्मक लेखन व वाचन द्वारा</p>
---------------------	--	---	--	---

<p>Math</p>	<p><u>COMPARING QUANTITIES</u></p> <ul style="list-style-type: none"> ● Ratio and proportion ● Finding ratio of 2 given quantities in the same unit ● Finding ratio of 2 given quantities in two different units. ● Finding each part of a ratio ● Convert ratio into % ● Unitary method ● Percentage and its applications ● Profit and loss ● Simple interest 	<p>Each student will be able to:</p> <p>Understand the use of ratio and proportion in various situations</p> <p>Find ratio between two given quantities</p> <p>Relates to the idea that ratio means comparison.</p> <p>Arrange ratio in increasing and decreasing order</p> <p>Converts the two quantities to the same unit for finding ratio</p> <p>Solve questions based on profit and loss</p> <p>Calculate the simple interest and solve application based questions</p>	<p>ART INTEGRATION: Creating Newspaper advertisement Pamphlets on sale</p>  <p>EXPERIENTIAL LEARNING: ACTIVITY Determine the ratio of girls and boys in each section of class VII in the school Determine ratio of teachers and students in the school</p> <p>SIMPLE INTEREST GAME</p> 	<p>Educosoft Assignments</p> <p>MCQ - Google forms</p> <p>Google docs</p> <p>Entry & Exit tickets from the class</p> <p>Worksheets</p> <p>Graphic Organizers</p> <p>Weekly Test</p> <p>Online Test</p> <p>Live Worksheets</p>
--------------------	--	---	--	---

<p>Science</p>	<p>Heat</p> <p>Temperature scales</p> <p>Thermometers</p> <p>Transfer of heat</p> <p>Conduction</p> <p>Convection</p> <p>Radiation.</p>	<p>Each student will be able to:</p> <p>Define heat and temperature</p> <p>Name the common scales in which temperature is usually measured.</p> <p>To carry out conversion of one temp scale to another</p> <p>Give reason why mercury should be used as a thermometric liquid</p> <p>State the similarities and differences between the lab and the clinical thermometer</p> <p>List the precautions to be observed while reading a mercury thermometer</p> <p>Differentiate between conductors and insulators</p> <p>Explain the formation of land breeze and sea breeze</p> <p>Explain the modes of heat transfer in solids, liquids and gas</p> <p>State the application of conduction, convection and radiation</p> <p>State what kind of clothes help us to keep warm</p>	<p><u>Experiential Learning:</u></p> <p>Confusing Senses!!- hot or cold? Find out the reason for this weird feeling !!)</p>  <p>Right hand feels hot in warm water Left hand feels cold in warm water</p> <p>warm water</p> <p><u>Research article: Write an article on the Mpemba effect.</u></p> 	<p>Educosoft assignment</p> <p>Google Form</p> <p>Oral quiz</p> <p>Graphic Organizer</p> <p>'Class test</p>
-----------------------	--	--	--	---

	<p>Acids, Bases and Salts</p> <p>Classification of substances into acidic, basic and neutral.</p>	<p>Each student will be able to:</p> <p>Define acids and bases</p> <p>Distinguish between acids and bases</p> <p>Give examples of acids and bases from daily life</p> <p>List the acids found in vinegar, milk, ant's sting, citrus fruits, curd, tamarind</p> <p>List the bases found in lime water, window cleaner, soap, milk of magnesia</p>	<p><u>Experiential Learning:</u></p> <p>To identify acids and basic solution by tasting them</p> <p><u>The sour, the bitter and the salty !</u></p> <p>Become a 'science detective' and find and taste at least 1 edible item (not a dish!) which is sour, bitter and salty. (Look on your kitchen shelves)</p> 	<p>Educsoft assignment</p> <p>Google Form</p> <p>Oral quiz</p> <p>Graphic Organizer</p> <p>'Class test</p>
<p>Social Science</p>	<p>CIVICS</p> <p>Media and Democracy</p> <p>1) Meaning of the term Media</p> <p>2) Important Functions of the Media</p>	<p>Each student will be able to:</p> <p>-Distinguish between print and electronic media.</p> <p>- List the important functions of the Media</p> <p>- List the ethics that the media /publisher adheres to while printing any information.</p>	<p>Activities:</p> <p>Art Integration Activity</p> <p>- Video Making: Create your own explanatory video of minimum two minutes on the topic 'Media Ethics: Preserving Dignity'</p>  <p>- Create a webchart explaining</p>	<p>Video Making activity</p> <p>Webchart making activity</p> <p>Google Form</p> <p>Assignment Questions</p> <p>Worksheet</p>


	<p>3) Media Ethics & Accountability</p> <p>4) The Govt and Information-RTI 2005</p> <hr/> <p>GEOGRAPHY</p> <p>- Life in Tropical & Subtropical Regions</p> <p>1) Location of the Tropics and Sub-Tropics</p> <p>2) A Case study of the Tropics- Amazon River Basin</p> <p>3) <u>A Case study of the Sub-tropics- Brahmaputra River Basin</u></p> <hr/> <p>HISTORY</p> <p>Architecture as a power</p>	<p>-Main provisions of RTI.</p> <hr/> <p>Each Student will be able to :</p> <ul style="list-style-type: none"> - Show the location of tropical and sub-tropical region on the earth - List the chief characteristics of the river basins. -Compare the lives of people in the two case study -river basins. - Amazon and Ganga Brahmaputra Basin on various criteria. <hr/> <p>Each students will be able to:</p> <ul style="list-style-type: none"> - Name an indo-islamic building decorated with calligraphy. - Mention the three different kinds of structures built in medieval India to demonstrate power. 	<p>the functions of media.</p> <hr/> <p>Activity:</p> <p>MAP: - Location of Amazon and Ganga Brahmaputra Basin.</p>  <p>-Research work: Fcatfile making on Shifting Cultivation, Sunderban Delta</p> <hr/> <p>Experiential Learning: Educational excursion</p> 	<hr/> <p>Map Work</p> <p>Reserach work</p> <p>Factfile Making</p> <p>Worksheet</p> <p>Google Form assessment</p> <hr/> <p>Worksheet</p> <p>Google Form Assessment</p> <p>Assignment Questions</p>
--	--	--	---	---


	<p>Temple Architecture</p> <p>Indo-Islamic style architecture</p> <p>Mosques, Mausoleums, forts, palaces and other buildings</p> <p>Waterworks, Gardens</p>	<p>- Write about the architectural feature that the Mughals have borrowed from Bengal.</p>		
Sanskrit	<p>मम देशः महान् (विशेषण-विशेष्यः) (२)</p> <p>व्याकरणम् – शब्दरूप पितृ-मातृ (१)</p> <p>अपठित गद्यांश (१)</p>	<p>प्रत्येक छात्र -</p> <p>विषय पर आधारित कम से कम ५-६ प्रश्नों के उत्तर लिख सकेगा।</p> <p>कथानकाधारित भारतदेश के कम से कम 10 विशेषणपदों की सूची बना सकेगा।</p> <p>प्रश्न निर्माण कर सकेगा।</p> <p>व्याकरण के अन्तर्गत शब्दरूप वाक्यों में लिख सकेगा</p>	<p>कला समन्वय गतिविधि-</p> <p>हस्तलिपि (कैलीग्राफी) में भारत के लिए विशेषण शब्दों का लेखन करना तथा हस्तलिपि के बारे में बताना।</p>  <p>शब्दरूपों का वाक्यप्रयोग करना।</p>	<p>विषय से संबंधित मौखिक- लिखित प्रश्नोत्तर , अभ्यास कार्य तथा भाषा संवर्धन गतिविधियों, गूगलालेख तथा गूगल प्रपत्र के माध्यम से मूल्यांकन किया जाएगा।</p>


			अपठित गद्यांश संबंधी प्रश्नों के उत्तर देना।	
French	Les Vêtements · Les vêtements d'homme et de femme. · Le Passé Récent.	Students will be able to- Name the various clothing items in french. Conjugate verbs in the passé récent form.	Creative Writing : Décrivez l'image	Assessment of Listening Skill : Podcast – Les vêtements Questions : Nommez les vêtements qu'on porte pendant l'été / l'hiver/ à l'école.
Spanish	Unidad – 6 , Lección -11 Carmen es simpática	Students will be able to : - Understand the difference between "SER and ESTAR" - Translations	Creative writing : Describe the images using the verb ser and estar.	Audios : Listen the audios and mark the correct answer.


DECEMBER



Subject	Topics to be Covered/ No. of Periods	Learning Outcome	Activities	Assessments
English	<u>Main Course Book-</u> *On Being Sarah * The English Lesson (Poem-Recitation only) Grammar- Nouns Reported speech revise Punctuation-Inverted commas Reordering Phrases to form	Each student will be able to- -read the lesson silently and summarize -construct sentences with new terminology -frame questions from the chapter -spell at least six new words correctly -Answer questions after reading the text. - Identify the most sensitive part and reframe in their words	Discussion: To set the theme, problems faced by the physically challenged (in public places and otherwise) Listening to audio recording completing the relevant activity in the book. Experiential Learning-	Worksheets and handout Speaking Skill Assessment Graphic Organizers Speaking Skill Assessment- Speak confidently on a given topic of his/her choice and




	<p>sentences</p> <p>Writing Skill- Notice Essay Term 2 (Third draft)</p> <p>Activity Book- Unit 6 Literature Reader –Prose Piece 6</p> <p>Assessment of Speaking and Writing Skills(ASL)</p>	<p>-understand the importance of asking questions</p> <p>- state the importance of using resources wisely</p> <p>- compare Sarah and her mother.</p> <p>-punctuate the given paragraph correctly.</p> <p>-frame a notice for the given situation.</p> <p>-write the given notice following the specified format.</p> <p>-listen to information being read and then complete the given task.</p> <p>-complete the given integrated exercises in the Activity Book.</p>	<p>Blindfold, mute, tie one hand/leg followed by very basic jobs like pulling out a notebook from the bag/ keep pace with the others etc.Share experience and be sensitive to different abled people.</p> <p>List 4 ways that differently abled people have come to terms with their handicap.</p> <p>Art Integration- Taking clues from the existing symbols used by Sarah, design five new Blissymbols for her that would help her communicate.</p>  <p>List qualities needed to overcome physical handicap</p> <p>Research Based- Find out about cerebral palsy and make a factfile. What are the other common problems affecting the brain development,</p>	<p>answer probing questions</p> <p>Activity Based Assessment</p> <p>Class participation</p>
--	---	---	---	---


			e.g. Downs Syndrome etc. Research Based- Find out the different kinds of experimental schools in the world.	
Hindi	<p>मधुप</p> <p>पाठ-आप भले भले तो जग भला</p> <p>पाठ- सिनेमा का स्वप्नलोक</p> <p>नवीन शब्दावली</p> <p>वाक्य रचना</p> <p>प्रश्न उत्तर</p> <p>व्याकरण</p> <p>विराम चिन्ह (अल्प, अर्धविराम, विस्मयबोधक, उद्धरण चिन्ह, लाघव चिन्ह)</p> <p>द्वंद ,द्विगु समास</p> <p>लेखन</p>	<p>प्रत्येक छात्र</p> <p>४-५ शब्दों के अर्थ की पहचान कर सकेगा।</p> <p>पाठ से संबंधित नवीन शब्दावली का निर्माण कर सकेगा।।</p> <p>पाठ का शुद्ध उच्चारण के साथ पठन कर सकेगा।</p> <p>भिन्न भिन्न प्रकार के प्रश्नों का निर्माण कर सकेगा।</p> <p>३-४ प्रश्नों के सटीक उत्तर दे सकेगा।</p> <p>४-५ शब्दों से वाक्य रचना कर सकेगा।</p>	<p>कॉमिक स्ट्रिप द्वारा अपनी प्रिय फिल्म के कुछ पात्र व उनके वाद का लेखन</p> 	<p>गूगल आलेख व प्रपत्र द्वारा मूल्यांकन</p> <p>मौखिक चर्चा द्वारा।</p> <p>व्याख्यात्मक अभ्यास पत्र के माध्यम से।</p> <p>लिखित प्रश्नों के माध्यम से।</p> <p>मौखिक तथा लिखित कार्य की चर्चा व जाँच द्वारा।</p> <p>अभ्यास कार्यपत्र की चर्चा व निरीक्षण द्वारा</p> <p>व्याख्यात्मक लेखन व वाचन द्वारा</p>



	<p>अपठित</p> <p>बाल महाभारत</p> <p>अभिमन्यु</p> <p>युधिष्ठिर की चिंता और कामना</p>			
<p>Math</p>	<p><u>ALGEBRAIC EXPRESSIONS</u></p> <p>Terms of expressions Factors of a term, coefficients, like and unlike terms Classification of expressions Add and sub of algebraic expressions Evaluation of algebraic expressions Application of algebraic expressions Rules and formulae patterns</p> <p><u>PERIMETER AND AREA</u></p>	<p>Each student will be able to:</p> <p>Identify terms, factors and coefficients of an expression</p> <p>Perform the operations of addition and subtraction on polynomial expressions.</p> <p>Evaluate polynomial expressions, given the value(s) of variables.</p> <p>Add/subtract two or more given algebraic expressions</p> <p>Evaluate the given algebraic expressions.</p>	<p><u>EXPERIENTIAL LEARNING:</u> https://www.geogebra.org/m/mAj uK xH5 https://www.geogebra.org/m/kzpu nu 39j</p>  <p><u>ACTIVITY – AREA PARALLELOGRAM & TRIANGLE</u> https://www.studyadda.com/question-bank/7th-class/mathematics/peri</p>	<p>Educsoft Assignments</p> <p>MCQ - Google forms</p> <p>Google docs</p> <p>Entry & Exit tickets from the class</p> <p>Worksheets</p> <p>Graphic Organizers</p> <p>Weekly Test</p> <p>Online Test</p> <p>Live Worksheets</p>

	<p>(part) Area of squares and rectangles</p> <p>Area of a parallelogram</p> <p>Area of a triangle</p> <p><u>VISUALIZING SOLID SHAPES</u></p> <p><u>(PROJECT BASED LESSON)</u></p>	<p>Solve application-based questions on algebraic expressions</p> <p>Identify the rules, formulas and patterns.</p> <p>Calculate the area of squares and rectangles.</p> <p>.Calculate the area of parallelogram and triangle.</p>	<p>meter-and-area/perimeter-and-area/2364</p> 	
<p>Science</p>	<p>Acids, Bases and Salts</p> <p>Indicators.</p> <p>Neutralization reactions</p>	<p>Each student will be able to:</p> <p>Define indicators and give examples of some naturally occurring indicators</p> <p>Explain the formation of litmus</p> <p>Study the effect of litmus on acidic, basic and neutral solution</p> <p>Explain the neutralization reaction</p> <p>Explain the effect of Phenolphthalein in acidic and basic solution</p>	<p>TURMERIC AND THE INDIAN CONNECT</p> <p>Art Integration activity:</p> <p>It's the festive season ! Use your knowledge of acid – base indicators and make a beautiful card / bookmark for your family.</p>	<p>Educosoft assignment</p> <p>Google Form</p> <p>Oral quiz</p> <p>Graphic Organizer</p>

	<p>Light</p> <p>Rectilinear propagation</p> <p>Reflection by plane and spherical mirror</p> <p>Lenses.</p> <p>Image formation, characteristics and nature</p> <p>Constitution of white light</p>	<p>Give an example and word equation of a neutralization reaction</p> <p>Each student will be able to:</p> <p>Discuss the effects and applications of acids and bases on daily life</p> <p>Each child will be able to :</p> <p>Define reflection of light</p> <p>State the characteristics of the image formed by the plane mirror</p> <p>Define lateral inversion</p> <p>State 2 differences b/n a concave and convex lens</p> <p>Give one use each of convex and concave mirror</p> <p>Distinguish between a real image and virtual image</p> <p>Draw image formation through a plane mirror</p> <p>Explain rectilinear propagation of light</p> <p>Predict the nature of image formed by convex and concave mirror for different</p>	 <p>Experiential Learning:</p> <p>FUN WITH OPTICS- Capture it!</p>  <p>View yourself in</p> <ol style="list-style-type: none"> Rear view mirror of a vehicle Side mirror of a vehicle Dressing table/ bathroom mirror Sunglasses Shaving mirror <p>Make an observation chart of your image when you go far/ come near-</p> <p>Is it real/ virtual/ Is it erect/ inverted Is it the same size/ smaller/</p>	<p>'Class test</p> <p>Educsoft assignment</p> <p>Google Form</p> <p>Oral quiz</p> <p>Graphic Organizer</p> <p>'Class test</p>
--	---	--	---	---

		position of the object	bigger? 	
Social Science	<p>HISTORY</p> <ul style="list-style-type: none"> - Towns, Traders and Craftsmen *Administrative Centres *Temple Towns and Pilgrimage Centers *Commercial Centres -Centres of trade -Centre of craft -Port towns A Closer look at some Medieval Towns-Hampi, Masulipatam, Surat <hr/> <p>CIVICS Markets Around Us</p>	<p>Each student will be able to :</p> <ul style="list-style-type: none"> - Name the administrative centers concerned with trade. - Explain the rise of temple towns in medieval India - Mention three types of commercial towns that developed in medieval India - Name the popular trading communities of medieval India. - Explain the commercial activities carried out from Hampi, Masulipatam and Surat - Enlist the cause of decline of these towns. <hr/> <p>Each student will be able to-</p>	<p>Activities:</p> <ul style="list-style-type: none"> - Kalamkari art: Draw and paint any Kalamkari art design on a handkerchief.  <ul style="list-style-type: none"> - Map Work: - Important towns of medieval India.  <hr/> <p>Activity:</p> <p>The students will be asked to</p>	<p>Map Work</p> <p>Art integration Activity</p> <p>Google Form</p> <p>Worksheet</p> <p>Assignment Questions</p> <hr/> <p>Comparative study chart</p> <p>Google Form Test</p> <p>Graphic novel Questions Assessment</p> <p>Worksheet</p>



	<p>1) Intermediaries</p> <p>2) Role of the Intermediaries</p> <p>3) Retail & Wholesale markets</p> <p>4) What makes a Market accessible?</p> <p>5) MSP- and Indian government</p> <p>LAB ACTIVITY (II) Advertising</p> <p>HISTORY</p> <p>The flowering of Regional Cultures (Activity based topic)</p>	<ul style="list-style-type: none"> - Define a market. - Explain the role of the Intermediaries in the market. - State the important features that make a market function. - Differentiate between a Retail and a Wholesale Market. - Explain how a grain market works in India. <p>Each students will be able to:</p> <ul style="list-style-type: none"> - Describe how advertising sometimes promote inequality. - Write a note on the social responsibilities of advertisers. <p>Each student will be able to:</p> <ul style="list-style-type: none"> - Name a few regional styles of paintings that flourished in India since Aurangzeb's reign. 	<p>find out the retail and wholesale price of any five products and draw a comparative study chart between wholesale market and retail market in their SSC notebook.</p>  <p>Group Discussion: Identify some advertisements that create stereotypes. Discuss whether these should be withdrawn or not.</p> <p>Create a public service advertisement.</p>	<p>Assignment Questions</p> <hr/> <p>Discussion</p> <p>Public Service Advertisement</p> <p>Google Form</p> <hr/> <p>Project (group activity)</p> <p>Oral questionnaire</p> <p>Class discussion</p>
--	---	---	---	--


		<p>- Trace the developments in miniature painting during the medieval period, with reference to the techniques, themes and materials used.</p>	<p>Group Project: Make a project on any four styles of painting that flourished in medieval India. Illustrate the project with prints of paintings in the styles that you mention.</p>  <p>Miniature Paintings of Medieval India</p>	
Sanskrit	<p>उद्यमेन हि सिध्यन्ति कार्याणि (कथा) कालांश-4</p> <p>योग्यता आधारित अधिगम</p> <p>कथानक प्रस्तुतीकरण</p>	<p>रचनात्मक अभिव्यक्ति द्वारा कथानक को दर्शा अथवा समझा सकेगा।</p> <p>कथानकाधारित प्रश्नों के उत्तर दे सकेगा।</p> <p>परिश्रम आधारित कम से कम 3-4 हिन्दी वाक्यों का संस्कृत वाचन कर सकेगा।</p> <p>योग्यता अनुसार स्व कौशल प्रस्तुतीकरण दे सकेगा।</p>	<p>कलासमन्वित कार्यम् -</p> <p>रचनात्मक अभिव्यक्ति यथा- संगीत, चित्रकला व नाटक आदि किसी भी माध्यम द्वारा कहानी बताना। (एकल अथवा सामूहिक भी हो सकता है)</p> 	<p>विषय से संबंधित मौखिक- लिखित प्रश्नोत्तर , अभ्यास कार्य तथा भाषा संवर्धन गतिविधियों, गुगलालेख तथा गुगल प्रपत्र के माध्यम से मूल्यांकन किया जाएगा।</p>
French	<p>Le Courrier électronique. Un courriel</p>	<p>Each student will be able to- Write an e-mail in french. Conjugate pronominal verbs in the</p>	<p>Creative Writing : Describe a routine day in your life in 120-150 words.</p>	<p>Questions : 1. Conjuguez les verbes pronominaux au présent.</p>

	<p>La toilette de M. Vincent</p> <ul style="list-style-type: none"> · Les activités quotidiennes. · Les verbes pronominaux. 	<p>present tense.</p> <p>Describe a routine day in a man's life.</p> <p>Conjugate pronominal verbs in the present tense.</p>		2. Décrivez un journée dans votre vie
Spanish	Unidad -7 Lección 13 Tiempo libre	The activities of the free time The verbs "GUSTAR, DETESTAR Y ENCANTAR"	Worksheets - handouts for the verbs gustar, encantar y detestar.	Interacción grupal : describe lo que gusta y que no.

JANUARY

Subject	Topics to be Covered/ No. of Periods	Learning Outcome	Activities	Assessments
English	<p><u>Main Course Book-</u> *Salim and Tansen (5)</p> <p>Grammar- Prepositions, Conjunctions Collective Nouns</p> <p><u>Writing Skill-</u> <u>Brochure</u> Formal letter to the Editor</p>	<p>Each student will be able to</p> <ul style="list-style-type: none"> -summarise the story of the chapter in their own words -write answers to 3 textual questions. -answer questions from the text -share views on how music or any other art form helps shape character frame questions from the chapter -spell at least six new words correctly -answer questions after reading the given extract. 	<p>Listening Skill- A song is played in the class, students fill up the blanks in the lyrics as they hear it play. Then everyone sings along.</p> <p>Art Integration-Class Band Performance. Students create a song/rap on the given theme and perform /sing it using musical instruments of their choice (can be innovated ones also)</p>	<p>Worksheets and handouts</p> <p>Speaking Skill Assessment</p> <p>Graphic Organizers</p> <p>Speaking Skill Assessment-</p> <p>Speak confidently on a given topic of his/her choice and answer probing questions</p> <p>Activity Based Assessment</p> <p>Class participation</p>

	<p>Activity Book- Unit 7 Literature Reader –Prose Piece 7, Poem 4</p> <p>Assessment of Speaking and Writing Skills(ASL)</p>	<ul style="list-style-type: none"> -state the importance of English language in present day times. -use Prepositions correctly in the given sentences. -use correct conjunctions to join given statements. -identify correctly used collective nouns -use appropriate modals to complete the given situations. -write a letter to the editor within the specified word limit following the given format. -complete the given integrated exercises in the Activity Book. 	 <p>Newspaper activity for Prepositions Completion of the given exercises in the worksheet.</p> <p>Research based- Research the life and art of Tansen. Find out some of the similarities and differences between Indian classical and western classical music</p> 	
<p>Hindi</p>	<p>मधुप पाठ- तारों की दुनिया</p>	<p>प्रत्येक छात्र पाठ के कम से कम ४-५ नवीन शब्दों के</p>	<p>परियोजना निर्माण ग्रहों के रहस्य पर खोज बीन (विज्ञान अंतर्विषयक गतिविधि)</p>	<p>गूगल आलेख व प्रपत्र द्वारा मूल्यांकन</p>


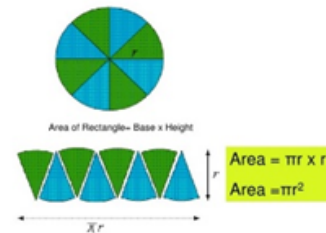
	<p>(विज्ञान लेख)</p> <p>व्याकरण</p> <p>श्रुतिसमभिन्नार्थक</p> <p>अनेकार्थी</p> <p>लेखन</p> <p>औपचारिक पत्र (संपादक व शिकायती)</p> <p>अनुच्छेद लेखन</p> <p>पुनरावृत्ति अभ्यास</p> <p>बाल महाभारत</p> <p>भूरिश्रवा ,जयद्रथ और आचार्य द्रोण का अंत</p> <p>कर्ण और दुर्योधन भी मारे गए</p>	<p>अर्थ की पहचान कर सकेगा।</p> <p>नवीन शब्दाकोश का निर्माण कर सकेगा।।</p> <p>परिस्थिति अनुरूप ३-४ प्रश्नों का निर्माण कर सकेगा।</p> <p>कम से कम ४-५ शब्दों से वाक्य रचना कर सकेगा।</p>		<p>मौखिक चर्चा द्वारा।</p> <p>Edpuzzle द्वारा</p> <p>व्याख्यात्मक अभ्यास पत्र के माध्यम से।</p> <p>लिखित प्रश्नों के माध्यम से।</p> <p>मौखिक तथा लिखित कार्य की चर्चा व जाँच द्वारा।</p> <p>अभ्यास कार्यपत्र की चर्चा व निरीक्षण द्वारा</p> <p>व्याख्यात्मक लेखन व वाचन द्वारा</p>
<p>Math</p>	<p><u>PERIMETER AND AREA</u></p> <p><u>(REMAINING PART)</u></p> <p>Circumference of a circle</p> <p>Area of a circle</p> <p>Conversion of units</p> <p>Application-based questions</p>	<p>Each student will be able to:</p> <p>Find the circumference and area of the given circle.</p> <p>Converts one unit to another.</p> <p>Solve application-based questions on areas of rectangular paths and</p>	<p><u>EXPERIENTIAL LEARNING</u></p> <p><u>Area of the circle</u></p> <p>https://www.mathsisfun.com/geometry/circle-area-by-sectors.htm</p> <p>!</p> <p>https://www.youtube.com/watch</p>	<p>Educosoft</p> <p>Google Forms</p> <p>Quizzing</p> <p>Flash Cards</p>

on areas of rectangular paths and crossroads.

crossroads.

Expresses numbers in exponential form and vice versa

[?v=YokKp3pwVFc](https://www.youtube.com/watch?v=YokKp3pwVFc)



ART INTEGRATION

Draw using circles

<https://www.youtube.com/watch?v=9lna6SnlHX8>

Graphic Organizers



'Just A Minute'

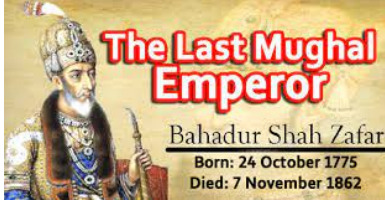
Prepare to teach



Past Questions

Online Test

Live Worksheets

				
Science	Respiration in animals Difference between breathing and respiration Aerobic and anaerobic respiration Products of respiration Inhalation and exhalation Breathing rate	Each student will be able to: State the need for respiration in the living organisms Define breathing and cellular respiration Distinguish between aerobic and anaerobic respiration List the products formed by the breakdown of glucose under aerobic and anaerobic conditions Give reason why we get cramps after heavy exercise Distinguish between inhalation and exhalation Define breathing rate	MAKE A MODEL OF RESPIRATORY SYSTEM  RESEARCH WORK: (Geography connect) Delhi and its winter smog - causes-natural and manmade) CASE STUDY FOLLOWED BY CLASS DISCUSSION:	Educosoft assignment Google Form Oral quiz Graphic Organizer 'Class test


		<p>Discuss the variation in breathing rate during different activities</p> <p>List the organs of human respiratory system</p> <p>Draw the diagram of human respiratory system</p> <p>Discuss the mechanism of breathing</p> <p>Discuss the effect of exhaled air on lime water</p>		
Social Science	<p>HISTORY</p> <p>India in the 18 century</p> <ul style="list-style-type: none"> - The Later Mughals - Breaking up of the Mughal Empire - Foreign Invasion - The Marathas <hr/> <p>GEOGRAPHY</p>	<p>Each student will be able to:</p> <ul style="list-style-type: none"> - Give reasons regarding the weakness of the later Mughals to be unable to consolidate the empire. - The strength of the Marathas. - The struggle of the Sikhs with the Mughals. <hr/>	<p>Activities:</p> <p>Class Discussion- Value based: Give your opinion on “Divide and rule” policy.</p> <p>Art Integration Prepare a fact file on the Last Mughal ruler- Bahadurshah Zafar.</p>  <hr/>	<p>Class Discussion</p> <p>Google Form Assessment</p> <p>Factfile activity</p> <p>Worksheet</p> <p>Assignment questions</p> <hr/> <p>Worksheet</p> <p>Google Form Assessment</p> <p>Cowboy doll activity</p>


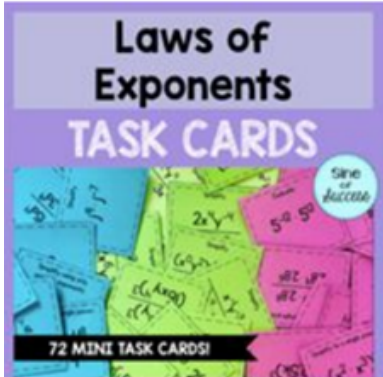
	<p>Life in Temperate Regions</p> <p>1) A Case study- The Prairies</p> <p>2) A Case study- The Veld</p> <p>On the basis of</p> <ul style="list-style-type: none"> - land, - climate, - vegetation and wildlife 	<p>Each student will be able to:</p> <ul style="list-style-type: none"> - List a few countries that experience such a climate. - The difference of vegetation types and wildlife in the two case studies. - The kind of agricultural practices that people do in the two separate case studies. 	<p>Activities:</p> <ul style="list-style-type: none"> - Map Work:- Mark Prairies and Velds on a world map. -Dres a doll like a cowboy and display it in the classroom. 	<p>Map work</p>
<p>Sanskrit</p>	<p>व्याकरणम् – स्वर संधि – वृद्धि (1)</p> <p>शाकानां चिन्ता (विधिलिङ् लकार) (२)</p> <p>अव्ययपदानि (१)</p> <p>सूक्ति वाचन / लेखन गतिविधि (1)</p>	<p>संधि के स्वर, इसके मुख्य विकार संबंधी तत्त्वों का वाचन व लेखन कर पाएगा।</p> <p>प्राप्त कम से कम 6-7 शब्दों में संधि व संधि विच्छेद कर सकेगा।</p> <p>कथानक के पठन के अन्तर्गत विधिलिङ्गलकार का लेखन, वाचन तथा वाक्यप्रयोग कर सकेगा।</p> <p>कलासमन्वित गतिविधि द्वारा पाककला तथा भाषा अभिवर्धन प्राप्त कर पाएगा।</p>	<p>कलासमन्वित कार्यम् - पाककला</p> <p>घर में पकाए जाने वाली सब्जियों के नाम तथा रात्रिभोजन में प्रयोग लाई जाने वाली सामग्री को संस्कृत भाषा में लिखना तथा रसोईघर में सहायता करते हुए सब्जियों व मसालों के संस्कृत नाम बोलते हुए अपना वीडियो संचित करना।</p> 	<p>विषय से संबंधित मौखिक- लिखित प्रश्नोत्तर , अभ्यास कार्य तथा भाषा संवर्धन गतिविधियों, गूगलालेख तथा गूगल प्रपत्र के माध्यम से मूल्यांकन किया जाएगा।</p>


French	Le Départ. · Le Voyage.	Each student will be able to- · Use vocabulary of air travel .	Role play- Enact a scene inside an aeroplane.	Questions. Class Test - Les Articles Class Test - Les verbes
Spanish	Los deportes	Each student will be able to : Learn sports vocabulary and use it.	Role play Pair activity with questions about sports. (handout to be given in the class)	Class test : Entire syllabus and doubts solving classes.

FEBRUARY

Subject	Topics to be Covered/ No. of Periods	Learning Outcome	Activities	Assessments
English	<u>Main Course Book-</u> *Mahabalipuram (Oral compre) *The Fabulous, Fabled Silk Road Grammar- Modals Interjections Revision of all writing Skills and Grammar Structures	Each student will be able to- -summarise the facts about Mahabalipuram using a graphic organiser. -write answers to 3 textual questions. -answer questions from the text orally. -share views on how music or any other art form helps shape character. spell at least six new words correctly -Use at least 2 poetic devices in the poem composed. -identify errors and rectify them in a given paragraph. -use correct modals in the given situations.	Search for an advertisement that uses lots of similes and interjections Quiz on Integrated grammar exercises.	Identify the use of modals in newspaper articles. Create a graphic organiser of the unique features of Mahabalipuram ASL Contd

		<p>-identify incorrectly used modals and replace them with correct ones.</p> <p>-revise all writing skill formats and grammar structures.</p>		Revision worksheets and tests.
Hindi	<p>मधुप</p> <p>पाठ -मन जीते जग जीत (कहानी)</p> <p>पाठ-हवेन सांग स्मृति संग्रहालय (यात्रा संस्मरण)</p> <p>व्याकरण</p> <p>द्वंद, द्विगु समास पुनरावृत्ति</p> <p>बाल महाभारत</p> <p>अश्वत्थामा, युधिष्ठिर की वेदना , पांडवों का धृतराष्ट्र के प्रति व्यवहार ,</p> <p>श्री कृष्ण और युधिष्ठिर</p> <p>वार्षिक परीक्षा हेतु</p> <p>पुनरावृत्ति अभ्यास</p>	<p>प्रत्येक छात्र</p> <p>पाठ के कम से कम ४-५ नवीन शब्दों के अर्थ की पहचान कर सकेगा।</p> <p>नवीन शब्दाकोश का निर्माण कर सकेगा।।</p> <p>कम से कम ४-५ शब्दों से वाक्य रचना कर सकेगा।</p> <p>महाभारत के चरित्रों के संवाद उनके व्यवहार आदि से परिचित हो पाएगा।</p> <p>पाठ का शुद्ध उच्चारण के साथ पठन कर सकेगा।</p> <p>कम से कम ४-५ प्रकार के प्रश्नों का निर्माण कर सकेगा।</p> <p>३-४ प्रश्नों के सटीक उत्तर दे सकेगा।</p>	<p>कला समावेशन</p> <p>विदेशी पर्यटकों को आकर्षित करता हुआ ,अपने शहर की विशेषताओं को बताता सूचनात्मक विज्ञापन निर्माण अथवा विवरणिका निर्माण</p>  <p>रचनात्मक गतिविधि</p> <p>नवीन शब्दकोश का निर्माण तथा शब्द दीवार का निर्माण करवाया जाएगा।</p> <p>कला समावेशन: लघु नाटिका</p>	<p>गूगल आलेख व प्रपत्र द्वारा मूल्यांकन</p> <p>मौखिक चर्चा द्वारा।</p> <p>व्याख्यात्मक अभ्यास पत्र के माध्यम से।</p> <p>लिखित प्रश्नों के माध्यम से।</p> <p>मौखिक तथा लिखित कार्य की चर्चा व जाँच द्वारा।</p> <p>अभ्यास कार्यपत्र की चर्चा व निरीक्षण द्वारा</p> <p>व्याख्यात्मक लेखन व वाचन द्वारा</p>

				
Math	<p><u>POWERS AND EXPONENTS</u></p> <p>Expressing numbers in exponential form and vice versa</p> <p>Laws of exponents</p> <p>Application of laws for simplification</p> <p><u>REVISION FOR FINALS</u></p>	<p>Each student will be able to:</p> <p>Express numbers in exponential form</p> <p>Recall Laws of exponents</p> <p>Applies laws for simplification</p> <p>Expresses large numbers in standard form.</p>	<p><u>Newspaper Activity</u></p> <p><u>ART INTEGRATION: CREATING TASK CARDS ON RULES OF EXPONENTS</u></p> 	<p>Educosoft</p> <p>Google Forms</p> <p>Quizzing</p> <p>Flash Cards</p> <p>Graphic Organizers</p> <p>'Just A Minute'</p> <p>Prepare to teach</p> <p>Past Questions</p> <p>Online Test</p> <p>Live Worksheet</p>
Science	<p>Physical and chemical changes around us.</p> <p>Difference between physical and chemical change</p>	<p>Each student will be able to :</p> <p>Define a change</p> <p>Differentiate between a physical and a chemical change</p>	<p>Experiential Learning:</p> <p>KITCHEN SCIENCE:</p> <p>Your kitchen is a mini chemistry lab!</p>	<p>Educosoft assignment</p> <p>Google Form</p>

	<p>Examples of physical and chemical change</p> <p>Physical properties of a substance</p> <p>Revision for final exams</p>	<p>Give examples of a physical and chemical change</p> <p>Define physical properties of a substance</p> <p>Define rusting of iron and discuss the conditions necessary for it</p> <p>List the methods of prevention of rust</p> <p>DefineList the consequences of a chemical reaction</p> <p>Explain what happens when CO₂ is passed through lime water</p> <p>Define galvanization</p> <p>Define crystallization</p>	 <p>Create a mind map of any 5 chemical / physical changes you might observe in the kitchen</p> <p>RESEARCH BASED ACTIVITY</p> <p>(Subject Integration: Social Science)</p> <p>Draw a Rock Cycle</p> <p>Identify and highlight the physical and chemical changes during the rock formation</p>	<p>Oral quiz</p> <p>Graphic Organizer</p> <p>'Class test</p>
Social Science	Revision for final exams	Each student will be able to revise and recaptitulate all the topics covered in term end syllabus.	Written and oral practice.	Test Worksheets Google Form Assessments Oral Test
Sanskrit	वार्षिकपरीक्षीय पुनरावृत्ति:	छात्र पठितावृत्ति करने में सक्षम होंगे।	मौखिक लिखित कार्य	कृत पुनरावृत्ति आधारित मूल्यांकन
French	Revision for Final Exams	Students will be able to- Do a thorough revision for the final exam.	Worksheet - Bilan	Questions : 1. Conjuguez aux temps convenable. (Analysis) 2. Répondez aux questions.

				(Evaluation) Final Exams (50 marks) Syllabus- Lessons 21-25 All Grammar topics done. Writing Skills
Spanish	El repaso por el examen final.	Students will be able to : Do a thorough revision for the final exam.	Worksheet - Bilan	Final Exams (50 marks)