





TAGORE INTERNATIONAL SCHOOL
VASANT VIHAR, NEW DELHI
PARENT SYLLABUS - CLASS III
APRIL-MAY (SESSION 2022– 2023)

Subject	Topics To Be Covered/ No. of Periods	Learning Outcome	Activities	Assessment
ENGLISH	Art Integration Warli Art No.of periods-1 	Each child will be able to- Draw a procession using Warli art.	Make a Warli painting to show the Dasara procession in Mysuru. 	On the basis of Warli painting on Dasara procession.
	Course book- The Royal Parade No.of periods-4	Comprehend the story after reading.	Reading with understanding. Underline difficult words.	On the basis of reading and understanding of the story.



Vocabulary

No.of periods-1



Arranging words in alphabetical order

No.of periods-1



Use of Dictionary

No.of periods-1

State the spellings of some new and difficult words

Arrange words in alphabetical order.

Find word meaning using a dictionary.


Listing difficult words

Vocabulary words

Hangman Activity-



Writing letters in alphabetical order.



Who is the winner? (BINGO)

(First to find the word meaning)



Vocabulary assessment
(spellings)

Worksheet-Arranging
objects in alphabetical
order.

On the basis of finding
word meanings



Make sentences

No.of periods-1



Question Answers

No.of periods-2



Literature

The Ostrich and the Hedgehog

No.of periods-1

Able to frame sentences

State the answers

Frame at least 2 questions from the story.

Comprehend the story.

Make sentences using the words from the vocabulary



Answer the questions from the story.



Frame two questions of your own related to the story.



Drawing an ostrich and a hedgehog and identify the difference between them.



Framing sentences

Write the answers to the given questions.

Framing questions from the story.

Comprehend the story and state the answers to the questions.

Google form.



Poem-The Secret Song

No.of periods-1



Vocabulary-Relationships

No.of periods-1



Comprehension

No.of periods-1

Recite the poem with correct pauses and pronunciation.

State the relationship with the members of the family.

Comprehend the passage.

Differentiate between specific names and general names

Rhyming words



Making a family tree



Read the passage and comprehend it.



Exploring the surroundings

Listing things that are common and proper nouns

Reciting the poem with the correct pronunciation.

Worksheet on identifying relationships.

Worksheet

Worksheet on common and proper noun

Wordwall



Usage-

Proper noun

Common noun

No.of periods-1



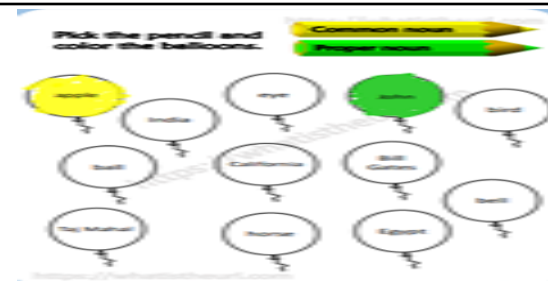
Punctuation

No.of periods-1



Use capital letters, full stop and question mark.

Correct usage of names for a collection or a number of people or things.



Punctuation in the pouch



Stick Punctuations



Names for a collection or a number of people or things.

Collective noun matching activity.



Worksheet on punctuation marks.

Worksheet on the correct usage of collective nouns.

Collective Noun

No.of periods-2

Names for a collection or a number of people or things.



Writing-

Descriptive
writing-describing things

No.of periods-1



Listening- Listening to words with silent letters

No.of periods-1



Able to describe things around them

Pronounce words with silent letters.

Write a paragraph.

Write a few lines describing things



Pronounce words with silent letters.



Write a paragraph in 120 words on my new class

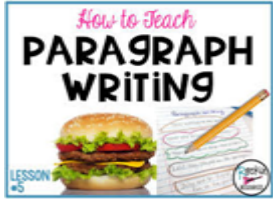






Writing sentences to describe things

Identifying the silent letter in the word.

Word wall


Paragraph writing on
Being happy.

	<p><u>Paragraph writing</u></p> <p>No.of periods-1</p>  <p><u>Speaking</u></p> <p>No.of periods-1</p> <p>Giving opinions</p>  <p>Board Game on Speaking Skill</p> <p>No.of periods-1</p> 	<p>To form opinions about each other</p> <p>Speak on a given topic</p>	<p>Forming an opinion of people around</p>  <p>Board game</p> 	<p>Speaking on forming opinions about the child in the class who is not a friend</p> <p>Speaking skill</p>
HINDI	<p>-स्वरों का अभ्यास अ से अं तक उच्चारण और लेखन ।</p>	<p>प्रत्येक छात्र-</p> <p>अभ्यास कार्य</p> <p>1.अ से अं तक उच्चारण और लेखन कर पाएगा जैसे अ से अदरक आदि।</p>		<p>-अभ्यास कार्य पत्र विषय और उपविषय पर आधारित कार्यपत्र।</p>

-व्यंजनों का मौखिक
दोहराव ।
कालांश -3



-मात्राओं का सही उच्चारण और लिखित अभ्यास ।
शब्द ज्ञान और लेखन.



कालांश -4

-कविता: आया वसंत
शब्द ज्ञान
वाक्य लेखन
समान अर्थ शब्द

2. व्यंजनों का मौखिक दोहराव और पेड़ बनाकर उस में ६ व्यंजनों का लेखन । कम से कम ४ व्यंजनों से शब्द बना पाएगा जैसे क से कबूतर...

प्रत्येक छात्र-

मात्राओं का दोहराव कार्य-

1.मात्राओं का सही उच्चारण और उन से जुड़े चिह्नों की पहचान कर पाएगा

2. मात्राओं से जुड़े ७ शब्दों का लेखन
चित्र बनाकर कर पाएगा।

3. कोई ४ शब्दों का लेखन चित्र
चिपकाकर कर पाएगा।

आया वसंत-

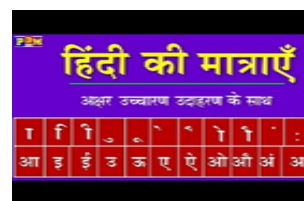
1.कविता का लय में सस्वर वाचन

स्वरों का लिखित दोहराव कार्य ।स्वरों और व्यंजनों का उच्चारण, शब्द ज्ञान लेखन सुन्दर घर और पेड़ बनाकर करना।



-मात्राओं का सही उच्चारण कक्षा कार्य और कार्य पत्र में चित्र पहचान और मात्राओं पर आधारित शब्दों का लेखन ।

-मात्रा ज्ञान और लिखित दोहराव एक सुन्दर तितली का निर्माण चिन्हों सहित करना।



आया वसंत कविता

-नवीन शब्दावली का उच्चारण कविता के माध्यम से

शोभा, मधुर, कोकिला, अनंत, आँगन.....

-कविता से शब्द अर्थ कार्य में सही अर्थ का चुनाव और सही लेखन करना ।

-नवीन शब्दावली द्वारा
शब्दों को पूरा करना।

- गूगल फॉर्म के माध्यम से बहुविकल्पी प्रश्न-उत्तर।

- श्रुतलेख विषेय से जुड़ी हुई ।

- लाइव कार्यपत्र



कालांश -10 (कविता से कार्य)

-लेख देशी खाओ स्वस्थ रहो
शब्द ज्ञान

(पाँच पंक्तियाँ का वाचन) कर

पाएगा।

2.कविता से जुड़े ३ -४ नवीन शब्द
के अर्थ समझकर लेखन कर पाएगा ।

3- कविता से जुड़े ३ -४ शब्द
समझकर उन से वाक्य लेखन कर
पाएगा ।चित्र कला ---बसंत मौसम
वाक्य लेखन और से जुड़ा चित्र बना
पाएगा।



4 समान अर्थ सही शब्द का चुनाव ,
लेखन और मिलान कर सकेंगे।

लेख देशी खाओ स्वस्थ रहो-

1-लेख से (पाँच पंक्तियाँ का पठन)
कर पाएगा।

अनुभव आधारित अधिगम—

-विषय से जुड़े वाक्य लेखन जैसे मेरा पसंदीदा मौसम जैसे
बसंत, सरदी या बरसात आदि।



कला एकीकृत गतिविधि-

-फूलों और पत्तियों के माध्यम से सुंदर रंगोली बनाना।

-नवीन शब्दावली का उच्चारण लेख के माध्यम से करना जैसे
झटपट, खराब, खुशहाल, बढ़िया....

-लेख से शब्द अर्थ कार्य में सही अर्थ का चुनाव और लेखन
करना ।

-देशी खाओ स्वस्थ रहो-स्वस्थ खाओ तन मन जगाओ इस पर
आधारित वाक्य लेखन ।

अनुभव आधारित अधिगम---

-अपनी पौष्टिक भोजन की थाली और उचित जानकारी देना ।

- विषय से जुड़े वाक्य
लेखन।


-नवीन शब्दावली द्वारा
शब्दों को पूरा करना।

- गूगल फॉर्म के माध्यम
से बहुविकल्पी
प्रश्न-उत्तर।

- श्रुतलेख - श्रुतलेख
कविता से जुड़ी हुई ।

- लाइव कार्यपत्र

वाक्य लेखन



कालांश -8(लेख से कार्य)

-अपठित गद्यांश
-कहानी सुनो और बुनो
शिक्षा देने वाली कहानी

-चतुर खरगोश और
आलसी शेर।



कालांश -2

2-लेख से जुड़े ३-४ नवीन शब्द के
अर्थ समझकर लेखन कर पाएगा।

3- लेख से जुड़े ३-४ शब्द समझकर
उन से वाक्य लेखन कर पाएगा।

4.अपनी पौष्टिक भोजन की थाली के
बारे में दो वाक्यों में जानकारी लिख
पाएगा।

चतुर खरगोश और आलसी शेर।

1.अपठित गद्यांश से जुड़ा कार्य पत्र
का पठन कर पाएगा।

2.छात्र कहानी का महत्व समझ
सकेंगे और उस के अलग अलग पात्र
से जुड़े तीन प्रश्नों के उत्तर दे पाएगा।

3-अपठित गद्यांश से शिक्षा लेखन दो
वाक्यों में कर पाएगा।





-हमारा खान पान और अच्छी आदतों की एक सूची बनाना
जैसे १ समय पर भोजन करना।

२ हरी सब्जियों और सलाद का सेवन रोज़ करना।

- कहानी गतिविधि- उंगली कठपुतली से दो जानवर बनाना
और कहानी से मिलने वाली शिक्षा का लेखन करना। जैसे चतुर
खरगोश और आलसी शेर की कहानी से चतुराई और समझदारी
की सीख।



-अपठित गद्यांश पर
आधारित कार्यपत्र।

MATH	<p>Numbers (4-digit numbers)</p> <p>a) Read and write 4-digit numbers No.of periods-3</p> <p>b) Place value and face value. No.of periods-3</p> <p>c) Write numbers in standard, word and expanded form. No.of periods-4</p> <p>d) What comes before/after? – One more, one less, ten more, ten less, hundred more, hundred less, thousand more and thousand less.</p>	<p>Each child will be able to:</p> <p>a) Read and write 4-digit numbers and use them in daily life.</p> <p>b) Use place value and face value in 4-digit numbers</p> <p>c) Write 4-digit numbers in expanded form and standard form.</p> <p>d) More (one, ten, hundred and thousand) and less (one, ten, hundred and thousand) in 4-digit numbers</p>	<p>Match Me! - Match the number names with numbers</p> <p>1) Counting body parts and bones in the human body. (EVS)</p>  <p>Dice – o – place: activity on place value- https://screencast-o-matic.com/watch/cYfliwaHqC</p> <p>Expanded form activity with dice and number cards</p>  <p>Fill it in - More / less activity</p>	<p>Google Form</p> <p>PSA</p> <p>Mental Ability</p> <p>Worksheet on each topic mentioned herewith</p> <p>Response to assessment activities</p> <p>Statement questions on formation of numbers</p>
-------------	--	---	---	---

No.of periods-4

e) Ordering numbers -
Ascending and
descending order.

No.of periods-4

f) Forming numbers
-Largest and least
numbers

No.of periods-2

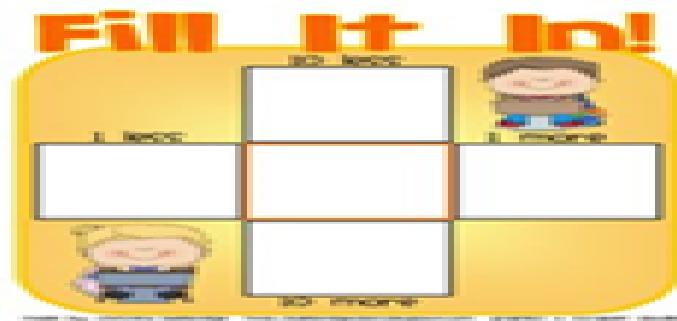
g) Odd and even
numbers.

No.of periods-2


e) Compare 4-digit numbers and
arrange them in
ascending/descending order.

f) Form the largest and least number
with given digits.


g) Identify and write the odd/even
numbers.



My creativity - Ascending / descending order (integrating 2 D shapes)



Spinner activity - More / less in 4 digit numbers



h) Roman Numerals

No.of periods-2

h) Identify and write the Roman Numbers

Even and odd flower -

Board Game: Students will create board games




Art Integration: Roman numeral clock



Paste roman numbers, from magazines and newspapers.

Ice-cream stick roman numerals



Virtual Tour:

Shapes:

a) 3 D shapes

No.of periods-3

a) Identify 3 D shapes in their surrounding


<https://www.youtube.com/watch?v=Z6AXKnse0E8> (Math museum)

https://www.youtube.com/watch?v=GyV_0prNVVc (Virtual tour of Rome)






3D shapes with toothpick and clay

Who am I? (place value and addition game)




2-D shapes name in Hindi

				
EVS	<p>I. <u>Bridging the gap</u></p> <p>Food</p> <p>No. of periods 4</p> <ul style="list-style-type: none"> Groups of food Healthy food and junk food <p>Means of communication</p>	<p>Each child will be able to:</p> <p>name different types of food.</p> <p>sort the food items based on their grouping.</p> <p>identify at least two reasons on the importance of food.</p> <p>name at least two healthy food items.</p> <p>prepare the healthy food menu for one day.</p> 	<p><u>Art integration</u></p> <p><u>Culinary Art</u></p> <p>Students prepare a healthy salad.(non-flame cooking)</p>  <p>Students will talk about the ingredients used in the dish/salad.</p> <p><u>Activity: My Food Menu</u></p> <p>Make a plan of the various food items you would like to have for breakfast, lunch and dinner for one day. Include healthy food items. Share the plan with your parents. The same to be discussed in the class the next day.</p>	<p>Google Form</p> <p>PSA</p> <p>Identifying and naming the main parts of the body</p> <p>Answering the questions</p> <p>One question quiz</p> <p>Active participation in role-play.</p> <p>Worksheet on each topic mentioned herewith</p> <p>Response to assessment activities</p>

No. of periods 2

name at least 2 means of communication.

identify old and modern means of communication.



II. Our body

No. of periods 8

External Parts

Identify and name the main parts of the human body.

Limbs and joints

Describe their functions.

Sense organs and their functions

Differentiate between a human body to that of an elephant

Learn how our hands function to grasp things.

Identify the various sensations our skin can feel for example cold, hot etc.

Activity: Pandora Box Students pick up the chits in which simple action descriptions have been written by the teacher from the box. They try to communicate those descriptions using sign language. For example, wailing child, playing a piano, driving a bike, rolling rotis, playing a guitar, sweeping and so on.



Virtual tour of a post office

<https://youtu.be/CdZfQfcr7r4>

Activity

Use a paper plate to make a face. Draw eyes, ears, a nose, a mouth and hair on the plate.

Activity:

Fly like a bird: Let your arms hang loose by your sides. Lean forward and slowly lift up your arms behind you, as high as possible. Hold the position for some time, then relax in a standing position.

Interdisciplinary activity:

I. Find the sum by counting with your fingers. (Interdisciplinary)

1 nose + 2 legs + 2 knees + 1 neck

PSA

III. Special People

No. of periods 6

Famous personalities with special need

Unspoken Words

Sign Language

No. of periods 2

Infer that our eyes have the ability to emote.



II. We have one head. What other things do we have only one of in our body?

III. Any two body parts which are ten in number.

Activity:

Draw the outline of your palm. Write the date next to your drawing. At the end of the year, put your palm on the drawing again to check if it fits.

ACTIVITY

Try doing these actions:

Draw a flower with your mouth.

Clap with your feet.

Stand on one leg.

Pick up your pencil with your toes.

Kick with your hands.

Research and find out about famous personalities with special needs.

ACTIVITY

Form groups of 5-6 students each. Each group should choose a body part and show things used to take care of it. For eg, the group which gets 'teeth', would get toothbrush, dental floss, mouthwash, etc Students are explained how each item is used to keep the body part clean.

Activity: There are many people who cannot speak. To understand how they feel, try and spend a whole day without

Health and Happiness

No. of periods 5

- personal hygiene
- good habits
- physical and mental fitness

list down atleast 5 things they should do to be healthy.

plan the daily activities in a sequential manner.

discuss about their hobbies

speaking. Make signs with your hands to let people know what you want. Next day, tell your class how difficult or easy, you found it.

Students watch the Sunday afternoon news on the Doordarshan channel for people with disabilities.

Watch the film 'Iqbal'. This film is about a boy who cannot speak or hear. He strives against all odds to become a national level cricket player.



What do you do to keep yourself clean? List some of the things that you do.

Activity: Make a daily schedule calendar.

Getting ready for school.




Write down the activities that you do everyday, from the time you wake up, till you go to sleep. Your list should include the activities in a sequential order.

Activity:

		<p>write two things that make them happy.</p> <p>state why helping others is important.</p>	<p>When you were a baby, the doctor must have given you some injections and some medicines to help fight against diseases. Find out if you have had these injections. List them down.</p> <p>Act of kindness:</p> <p>Do an act of kindness, something that you can be proud of. Example, teaching your house helper how to read, helping your grandparents in doing little chores.</p>	
--	--	---	---	--



TAGORE INTERNATIONAL SCHOOL
VASANT VIHAR, NEW DELHI
SYLLABUS - CLASS III
OCT-MAR (SESSION 2022– 2023)

Subject	Topics To Be Covered/ No. of Periods	Learning Outcome	Activities	Assessment
October				
ENGLISH	Art Integration- Pot Painting with Mandala art  L-6-Juan Bobo's Pot  No.of periods-6 Vocabulary word meanings Make sentences Question answers	Each student will be able to : Paint a pot using Mandala art <i>read aloud the given text using correct pronunciation</i> <i>Develop the language skills and comprehend the story</i> <i>describe briefly, orally / in writing about events, places and/or personal experiences</i> write correct spellings of words <i>use dictionary to find the meanings of difficult words</i>	Painting a pot using Mandala Art  Reading the chapter with correct pronunciation Write the difficult and new words Finding word meanings using a dictionary-Bingo Make meaningful sentences, Question answers Frame two questions from the chapter Matching the homophones	On the basis of painting a pot using Mandala Art Content based listening, reading, speaking and writing exercises worksheet On the basis of making meaningful sentences On the basis of questions answered.


**Vocabulary-
Homophones
No.of periods-2**



**Grammar- Use of
was and were
No.of periods-1**



**Poem- The Letter 'A'
No.of periods-2**



**Writing-
Thank You Note
No.of periods-1**

construct meaningful sentences
with at least 5 difficult words.

answer some factual and
inferential questions

Frame at least two questions
from the story

To build vocabulary by
homophones

Use was and were
appropriately

Appreciate poetry.
Respect and Value many
simple things in life that we
take for granted

write a thank you note




Write sentences using 'was' and
'were'



Reciting the poem
Listing things which make our
life easier



Writing a thank you note.



Speaking activity on saying
sorry- Role Play

worksheet




Recitation of Poem

Writing a thank you note





Speaking skill on apologizing

Guess the person

On the basis of comprehending
the passage

	 <p>Speaking- Apologizing / Saying Sorry No.of periods-1</p>  <p>Listening- Listening to people describing themselves / their interests No.of periods-1</p> <p>Comprehension No.of periods-1</p>	<p>Learn how to say sorry</p> <p>Identifying people</p> <p>Read with understanding</p>	 <p>Guessing people on the basis of describing themselves-</p>  <p>Read the passage and write the answers</p>	
HINDI	<p>कविता चिड़िया का गीत</p>  <p>चिड़िया का गीत सूरज के उगते ही चिड़िया मीठा गीत सुनाती है चूँ-चूँ चीं-चीं बोल-बोलकर सबको खुश कर जाती है</p> <p>-- कविता का सरल वाचन (कालांश 2)</p> <p>- शब्द -अर्थ (कालांश 1)</p>	<p>प्रत्येक छात्र</p> <p>-कविता की पाँच पंक्तियाँ लय में वाचन कर पाएगा ।</p> <p>-कविता से जुड़े शब्द अर्थ (३ से ४) के अर्थ लिख पाएगा ।</p>	<p>रचनात्मक कार्य</p> <p>सूझ बूझ से जुड़ी पक्षियों की कहानी चित्र वर्णन द्वारा प्रस्तुतीकरण जैसे एकता में बल कहानी और उस से मिलने वाली शिक्षा ।</p>	<p>गूगल फॉर्म के माध्यमसे बहुविकल्पी प्रश्न-उत्तर विषय से जुड़ी मौखिक प्रश्नावली और चर्चा । पाठ आधारित कार्य पत्र</p>

<p>- वाक्य बनाना (कालांश 1)</p> <p>पोंगल का त्योहार लेख (कालांश 2)</p>  <p>व्याकरण</p> <p>विशेषण (कालांश 2)</p>  <p>विलोम शब्द (कालांश 2)</p>	<p>-कविता से ३ से ४ वाक्य लेखन कर पाएगा ।</p> <p>-लेख की पाँच पंक्तियाँ का लय में सस्वर वाचन कर पाएगा।</p> <p>- लेख की पाँच पंक्तियाँ पूरी कर पाएगा ।</p> <p>-विशेषण शब्दों का ज्ञान चित्र सहित जान कर ४ से ५ लेखन कर पाएगा । जैसे ताकतवर, सुन्दर लाल आदि।</p> <p>-विशेषण शब्द का ज्ञान उन से जुड़े ४ से ५ वाक्य पूरे कर पाएगा।</p> <p>-विलोम शब्दों का ज्ञान चित्र सहित जान कर ४ से ५ का उच्चारण कर पाएगा । जैसे मोटा - पतला</p>	  <p>पतियों की चित्रकारी से एक पक्षी का निर्माण करना ।</p> <p>कला एकीकृत गतिविधि</p> <p>पक्षियों का प्यारा संसार.....</p> <p>पक्षियों का सुन्दर घोंसला</p> <p>एक कटोरी में रुई घास पत्ते आदि लेकर बनाना।अरविन्द गुप्ता द्वारा रचित पुस्तिका</p>	<p>शब्दावली</p> <p>व्याकरण से जुड़ी विशेषण और विलोम कार्यपत्र</p> <p>श्रुतलेख</p> <p>पाठ आधारित कार्य पत्र</p> <p>शब्दावली</p> <p>कला एकीकृत गतिविधि</p> <p>श्रुतलेख</p>
--	---	--	--

	 <p>पक्षियों का प्यारा संसार और उनके नाम...</p> <p>(कालांश 1)</p> 	<p>काला - सफ़ेद आदि।</p> <p>-विलोम शब्दों का ज्ञान जान कर ४ से ५ लेखन कर पाएगा ।</p> <p>-पक्षियों की पहचान और कोई चार के नाम लिख पाएगा...</p> <p>-संकेत कार्ड द्वारा , खेल खेल से चित्र सहित कार्ड द्वारा। जैसे मोटा पतला, सुखी दुखी आदि।</p> <p>छात्र २ से ३ कार्ड बना पाएगा ।</p>	<p>से अंगूठे और उंगली छाप से दो या तीन पक्षी बनाना।</p>  <p>-संकेत कार्ड खेल द्वारा</p> <p>उचित विलोम शब्द जानना , खेल खेल में चित्र कार्ड द्वारा उत्तर देना।</p> 	<p>लाइव कार्य पत्र विषय से जुड़ी हुई ।</p> <p>कार्य पत्र व्याकरण विषय से जुड़ी हुई ।</p>
MATH	<p>Multiplication and Division</p> <p>a. Properties of division</p> <p>No. of periods - 2</p>	<p>a. State the properties of division</p>	<p><u>Spin and Divide:</u> Students will spin both the wheels and form a division question to be solved.</p>	<p>Google Form</p>

b. Division of 2-digit numbers by 1-digit number without remainder
No. of periods - 2

c. Division of 2-digit numbers by 1-digit number with remainder
No. of periods - 2

d. Division of 3-digit numbers by 1-digit number without remainder
No. of periods - 2

e. Division of 3-digit numbers by 1-digit number with remainder
No. of periods - 3

f. Check division using multiplication
No. of periods - 2

g. Statement questions on multiplication and division (length and money)
No. of periods - 2

b. Divide up to 2-digit numbers by a 1-digit number without remainder


c. Divide up to 2-digit numbers by a 1-digit number with remainder

d. Divide of 3-digit numbers by 1-digit number without remainder

e. Division of 3-digit numbers by 1-digit number with remainder

f. Check division using multiplication

g. Apply multiplication and division to solve real life problems



Division Square: Each row and column is a division problem. Fill in the division symbol or equal to symbol wherever required.

Division square
each row and column is a division problem. Fill in the division symbol or equal to symbol wherever required. One is done for you.

90	÷	5
÷		÷
6	÷	1
=		=
15	÷	5

Dalmut Dice Division: Roll three dice, and determine the division problem that gives you the highest possible quotient (rounded to the nearest whole number). You get 10 bonus points if there's no remainder!

PSA

Mental Ability

Worksheet on each topic mentioned herewith

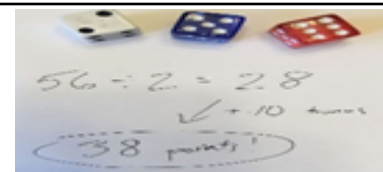
Response to assessment activities

Statement questions on formation of numbers


h. Patterns

No. of periods - 2

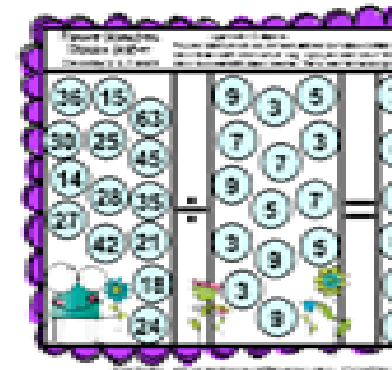
h. Identify the rule for a pattern formed by shapes or numbers and continue it.





Experiential Learning activity: Figure me out



Board Game: Flower Monster



Art Integration - Madhubani painting, also referred to as Mithila Art is characterized by line drawings filled in by bright colours and contrasts or patterns. The themes & designs widely painted are of Hindu deities such as Krishna, Rama, Siva, Durga, Lakshmi, Saraswati, Sun and Moon, Tulasi plant, court scenes, wedding scenes, social happenings etc. Students will make Madhubani tea coasters.

				
EVS	<p>World of animals</p> <p>No. of periods : 2</p> <p>Characteristics of animals</p> <p>eating habits</p> <p>No. of periods : 2</p> <p>Water animals</p> <p>No. of periods : 2</p> <p>Land animals</p> <p>No. of periods : 3</p> <p>Birds</p> <p>Caring for animals</p> <p>No. of periods : 2</p>	<p>Each student will be able to</p> <p>Learn about the food habit and other features of animals .</p> <p>Learn about the aquatic world and various species of fishes</p> <p>List features of of our feathered friends</p> <p>Understand who a vet is and importance of caring for animalsEach child will be able to</p>	<p>Activity</p> <p>Paint stones with pictures of your favourite animals / birds . Also speak a few lines why it is your favourite animal .</p>  <p>Performing Art Integration</p> <p>Finger puppet making:</p> <p>Students will make finger puppets and present a story from Jataka tales/ Karadi tales or Aesop's fables where animals could talk .</p>	<p>Worksheets</p> <p>Projects</p> <p>Activity based assessments</p> <p>Live worksheet</p>



Experiential learning

Virtual trip to a wildlife sanctuary.


November

ENGLISH

Art Integration-
Bread Chaat
No.of periods-1



L-7-Tooth Troubles



Each student will be able to

Make Bread Chaat using
some easily available
ingredients

read aloud the given text using
correct pronunciation
Develop the language skills
and comprehend the story
describe briefly, orally / in
writing about events, places
and/or personal experiences

Bread Chaat



Reading the chapter with
correct pronunciation and
understanding

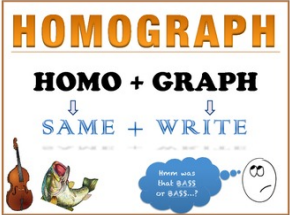




Write the difficult and new
words








On the basis of culinary art.




Content based listening,
reading, speaking and writing
exercises

Google docs worksheet

On the basis of making
meaningful sentences
On the basis of questions
answered.

	<p>No.of periods-5</p> <p>Vocabulary</p> <p>word meanings</p> <p>Make sentences</p> <p>Question answers</p> <p>Vocabulary-homographs</p> <p>No.of periods-2</p>  <p>Usage- Adverb of manner</p> <p>No.of periods-1</p>  <p>Poem- The Rainbow Fairies</p> <p>No.of periods-1</p> 	<p><i>write</i> correct spellings of words</p> <p><i>use</i> dictionary to find the meanings of difficult words</p> <p><i>construct</i> meaningful sentences with at least 5 difficult words.</p> <p><i>answer</i> some factual and inferential questions <i>Frame</i> at least two questions from the story</p> <p>Understand the correct meaning of homographs with relation to context</p> <p>Understand about adverb of manner</p> <p>Recite the poem with correct pronunciation</p>	<p>Finding word meanings using a dictionary-Bingo</p> <p>Make meaningful sentences,</p> <p>Question Answers. Frame at least 2 questions from the chapter</p> <p>Writing two different sentences using the homograph</p>  <p>Writing words in correct order to form sentences.</p>  <p>Reciting the poem Writing the colours of the rainbow and drawing a rainbow.</p>	<p>Google doc worksheet</p> <p>Recitation of the poem</p> <p>On the basis of describing the picture.</p> <p>On the basis of agreeing and disagreeing to statements and give reason</p> <p>On the basis of guessing the profession</p> <p>On the basis of comprehending the passage.</p>
--	--	--	---	--

	<p>writing-Describing actions- using adverbs No.of periods-1</p>  <p>Speaking- agreeing and disagreeing No.of periods-1</p>  <p>Listening- Identifying professions No.of periods-1</p>  <p>Comprehension No.of periods-1</p>	<p>Identify adverbs and use them creatively</p> <p>Identify the statement on which we agree and disagree</p> <p>Recognize people with different professions</p> <p>Reading a passage</p>	 <p>Picture composition</p>  <p>Agree or Disagree -Activity</p>  <p>Identifying jobs on the basis of description</p>  <p>Reading a story</p>	
HINDI	<p>पाठ बल्लू हाथी का बालघर</p> 	<p>प्रत्येक छात्र</p> <p>-पाठ पठन करने का प्रयास कर पाएगा ।</p> <p>-पाठ आधारित वाक्य पूरे कर</p>	<p>रचनात्मक कार्य प्यारा घर</p> 	<p>कार्य पत्र के माध्यम से बहुविकल्पी प्रश्न-उत्तर विषय से जुड़ी मौखिक प्रश्नावली और चर्चा ।</p>

	<p>पाठ का सरल पठन (कालांश 3)</p> <p>- शब्द -अर्थ (कालांश 1)</p> <p>- प्रश्न -उत्तर (कालांश 1)</p> <p>-वाक्य बनाना(कालांश 1)</p> <p>-जंगली और पालतू जानवरों की पहचान ।(कालांश 2)</p>  <p>कला एकीकृत गतिविधि</p> <p>जानवरों के मुखौटे बनाना और उनकी जानकारी देना ।</p> <p>(कालांश 1)</p>	<p>पाएगा ।</p> <p>-पाठ से जुड़े शब्द अर्थ (8) के अर्थ जान कर लेखन कर पाएगा।</p> <p>-पाठ से जुड़े 3 प्रश्नों के उत्तर जान कर लेखन कर पाएगा।</p> <p>-कोई एक जंगली या पालतू जानवर का मुखौटा बनाकर दो वाक्य लिख पाएगा।</p> <p>कोई एक जंगली या पालतू जानवर का मुखौटा बनाकर तैयार कर पाएगा ।</p>	<p>जानवरों के घर का निर्माण पेंसिल छीलन , माचिस , झाड़ू आदि चीजों से करना और एक जानवर से जुड़े वाक्य लेखन</p> <p>अनुभव आधारित अधिगम चिड़िया घर की सैर से जुड़े नियम पालन पर स्लोगन लेखन</p>  <p>कार्य ।</p>  <p>कला</p> <p>एकीकृत गतिविधि</p> <p>आओ मुझे मिलो और जानो.....</p> <p>जानवरों के मुखौटे बनाना और उनकी जानकारी देना ।</p>	<p>पाठ आधारित कार्य पत्र</p> <p>शब्दावली से शब्द ज्ञान</p> <p>श्रुतलेख</p> <p>पाठ आधारित कार्य पत्र</p> <p>कला एकीकृत गतिविधि।</p> <p>कार्य पत्र व्याकरण विषय से जुड़ी हुई ।</p>
--	---	---	--	---



व्याकरण क्रिया शब्द ज्ञान

(कालांश 2)

क्रिया

-क्रिया शब्द का ज्ञान चित्र सहित जान कर ४ से ५ का लेखन कर पाएगा। जैसे खेलना , सोना , भागना आदि।

कोई एक जंगली या पालतू जानवर का मुखौटा बनाकर तैयार करना जैसे भालू ,शेर , बकरी , कुत्ता आदि ।



MATH

Fraction

a. Meaning of a fraction -Whole and fractions

i. halves

ii. thirds

iii. fourths

Each student will be able to:

a. Represent a part of a whole or a collection as a fraction.




Art integration:

Students will be asked to divide a rectangle into equal squares. It will be further integrated with Phulkari work where a rectangular piece of cloth is further fractioned into squares and turned into dupatta. Find out the state where this art form comes from and the tribe associated with it.


Google Form

PSA

Mental Ability


	<p>b. Some other fractions</p> <p>c. Numerator and denominator</p> <p>d. Fraction of a collection</p> <p>e. Comparing fractions</p> <p>f. Introduction to the units of Mass (kg and g)</p>	<p>b. Explain numerator and denominator in a fraction.</p> <p>c. Find a fraction of a collection</p> <p>d. Compare like fractions.</p> <p>e. Use fractions to solve real life problems</p> <p>f. State the metric unit of measuring mass.</p>	 <p>Paper flower: Students will make a fraction flower by choosing a fraction and showing it in different shapes.</p>  <p>Fraction Kite: Students will use five different colours to colour their grid. Later they will write the fraction of each colour on the tail of the kite.</p>  <p>Spring comparing activity: Students will draw butterflies and write like a fraction on the wings. Later they will compare the</p>	<p>Worksheet on each topic mentioned herewith</p> <p>Live worksheets</p> <p>Response to assessment activities</p>
--	---	---	--	---

fraction by inserting in $<$, $>$ or $=$ symbol.



Experiential Learning

Fraction with fruits: Students will find the fraction of each fruit in their fruit basket.



How much does it weigh:

Students will guess the weight of each item and then compare it with the actual weight.

No. of periods : 2

How plants make food ?

No. of periods : 1

Students will crush leaves , beetroot, flowers etc then paint something using the juices extracted .

Chlorophyll Painting



Activity

Make a **TORAN** with leaves of different shapes and hang it on the entrance door . Observe the difference in shapes and size of different leaves.



December

ENGLISH

Art Integration-Handprint
Christmas tree

No.of periods-1



L-2- The Story of Rudolph

No.of periods-5



Vocabulary

word meanings

Each student will be able to-

Make a Christmas Tree using
hand print

read aloud the given text using
correct pronunciation
Develop the language skills
and comprehend the story
describe briefly, orally / in
writing about events, places
and/or personal experiences

write correct spellings of
words

use dictionary to find the
meanings of difficult words

HandPrint Christmas Tree



Reading the chapter with
correct pronunciation and
understanding

Write the difficult and new
words

Finding word meanings using
a dictionary-Bingo

Make meaningful sentences,
Question- Answers
Frame at least 2 questions
from the chapter

On the basis of a Christmas
tree made.

Content based listening,
reading, speaking and writing
exercise

Bingo on word meanings

On the basis of making
meaningful sentences

On the basis of questions
answered.

Make sentences

Question answers

Vocabulary-words related to Christmas

No.of periods-1



Usage- Statement and order

No.of periods-1



Poem- I am a Polar Bear

No.of periods-1



construct meaningful sentences with at least 5 difficult words.

answer some factual and inferential questions
Frame at least two questions from the story

Identify things related to Christmas

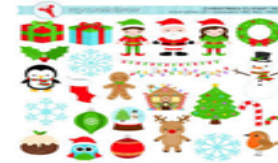
Identify difference between statements and order

Recite the poem with correct pronunciation

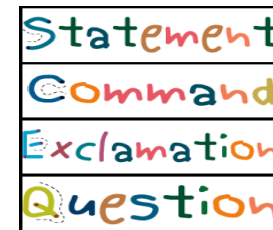
Making a wish

Identify and learn Christmas carols

Draw a Christmas scene and label




Write sentences with statement and order



Writing facts about Polar Bear



What I wish for?



Singing a Christmas Carol





Interactive worksheet

Recitation of poem

On the basis of sharing the wish

On the basis of singing Christmas carols

On the basis of comprehending the passage

	<p>Speaking- making a wish</p> <p>No.of periods-1</p>  <p>Listening-Listening to a song</p> <p>No.of periods-1</p>  <p>Comprehension</p> <p>No.of periods-1</p>	<p>Reading the passage</p>	<p>Reading the comprehension</p>	
HINDI	<p>पाठ ऐसे मिली सज़ा</p> <p>पाठ पठन (कालांश 4)</p>	<p>प्रत्येक छात्र</p> <p>-पाठ पठन करने का प्रयास कर पाएगा ।</p>	<p>रचनात्मक कार्य</p> <p>पेड़ों के बचाव का स्लोगन बनाकर उसका प्रचार कोई माध्यम से करना जैसे पोवर पॉइंट प्रस्तुतीकरण या चित्रकारी प्रस्तुतीकरण द्वारा</p>	<p>गूगल फ़ॉर्म के माध्यमसे</p> <p>बहुविकल्पी</p> <p>प्रश्न-उत्तर</p> <p>विषय से जुड़ी मौखिक प्रश्नावली और चर्चा ।</p>



शब्द अर्थ (कालांश 1)

प्रश्न उत्तर(कालांश 1)

अनुच्छेद लेखन पेड़ों का महत्व।
(कालांश 1)

हैं और हैं का दोहराव वाक्यों में करना।

(कालांश 2)

अपठित गद्यांश
(कालांश 1)

-पाठ आधारित पेड़ों से जुड़े लाभ वाक्य पूरे कर पाएगा ।

-पाठ से जुड़े शब्द अर्थ (४) अर्थ जान कर लेखन कर पाएगा ।

-पाठ से जुड़े ३ प्रश्नों के उत्तर जान कर लेखन कर पाएगा।

-अनुच्छेद लेखन पेड़ों के महत्व ८ से १० वाक्यों सहित लेखन कर

पाएगा ।

-व्याकरण है और हैं का दोहराव ४ से ५ शब्द और वाक्यों में कर पाएगा ।

अपठित गद्यांश पठन और प्रश्नों के उत्तर लेखन कर पाएगा ।



अनुभव आधारित अधिगम पेड़ों से लाभ धरती पर हरियाली रखने का संदेश का निर्माण करना

और अपने पड़ोस में भेजना ।



कला एकीकृत गतिविधि



दिल से प्यार भरे संदेश.....

-पेड़ की अलग अलग पतियों के छाप से सुन्दर कार्ड या उपहार का रंगीन कागज़ बनाना अपने प्रियजनों को देने के लिए बनाना।

गूगल डॉक्स

लाइव कार्य पत्र

पाठ आधारित कार्य पत्र




शब्दावली




श्रुतलेख

व्याकरण से जुड़ी कार्यपत्र ।


कला एकीकृत गतिविधि ।

अपठित गद्यांश कार्य पत्र।

	 <p>अपठित गद्यांश उपलब्धता का अन्वेषण सहित</p> <p>कला एकीकृत गतिविधि</p>  <p>(कालांश 1)</p>	<p>-अलग अलग पतियों के छाप से सुन्दर कार्ड या उपहार का रंगीन कागज़ बना पाएगा ।</p>		
MATH	<p>Fraction</p> <p>a. Meaning of a fraction -Whole and fractions</p> <p>i. halves</p> <p>ii. thirds</p> <p>iii. fourths</p>	<p>Each student will be able to:</p> <p>a. Represent a part of a whole or a collection as a fraction.</p> <p>b. Explain numerator and denominator in a fraction.</p> <p>c. Find a fraction of a collection</p>	<p>Art integration:</p> <p>Students will be asked to divide a rectangle into equal squares. It will be further integrated with Phulkari work where a rectangular piece of cloth is further fractioned into squares and turned into dupatta. Find out the state where this art form comes from and the tribe associated with it.</p>	<p>Google Form</p> <p>PSA</p> <p>Mental Ability</p> <p>Worksheet on each topic mentioned herewith</p>


	<p>b. Some other fractions</p> <p>c. Numerator and denominator</p> <p>d. Fraction of a collection</p> <p>e. Comparing fractions</p> <p>f. Introduction to the units of Mass (kg and g)</p>	<p>d. Compare like fractions.</p> <p>e. Use fractions to solve real life problems</p> <p>f. State the metric unit of measuring mass.</p>	<div></div> <div><p>Paper flower: Students will make a fraction flower by choosing a fraction and showing it in different shapes.</p></div> <div><p>Fraction Kite: Students will use five different colours to colour their grid. Later they will write the fraction of each colour on the tail of the kite.</p></div> <div><p>Spring comparing activity: Students will draw butterflies and write like a fraction on the wings. Later they will compare the</p></div>	<p>Live worksheets</p> <p>Response to assessment activities</p>
--	---	--	--	---

fraction by inserting in $<$, $>$ or $=$ symbol.





Experiential Learning

Fraction with fruits: Students will find the fraction of each fruit in their fruit basket.




How much does it weigh:
Students will guess the weight of each item and then compare it with the actual weight.

			<div><div><div>Name:</div><div>How much does it weigh?</div><div>Student Record Sheet</div><table><thead><tr><th>Object</th><th>Estimate More or Less than 1 kg?</th><th>measured</th></tr></thead><tbody><tr><td></td><td></td><td></td></tr><tr><td></td><td></td><td></td></tr><tr><td></td><td></td><td></td></tr><tr><td></td><td></td><td></td></tr><tr><td></td><td></td><td></td></tr><tr><td></td><td></td><td></td></tr></tbody></table></div></div>	Object	Estimate More or Less than 1 kg?	measured																			
Object	Estimate More or Less than 1 kg?	measured																							
EVS	<div><div>Safety</div><div>(Dangers and safety measures)</div><div>No. of periods : 1</div><div>Safety on the road</div><div>No. of periods : 1</div><div>Safety at home</div><div>No. of periods : 1</div><div>Safety at school</div><div>No. of periods : 1</div><div>First aid</div><div>No. of periods : 1</div><div>Finding a place</div></div>	<div><div>Each student will be able to</div><div>Identify the dangerous situations and things</div><div>Understand the need for safety</div><div>List the precautions</div><div>Each student will be able to</div></div>	<div><div>Art Integration</div><div>Make Buntings Make buntings to decorate your room / study table . Write one safety rule each on it .Put it in your room to decorate it and remind you of the safety rules .</div><div></div><div>Activity</div><div>Create your own symbols to show a church, temple, tree, huts, police station,river,hospital</div></div>	<div><div>worksheets</div><div>Live worksheets</div><div>projects</div><div>activity based assessment</div></div>																					

	No. of periods : 2	Understand what are landmarks and identify some of them on the way to an important place.	on a sketch or a map of an area .	
	Landmarks			
	No. of periods : 2	Draw a sketch of the route from school to home or vice versa		
	Sketch	Identify and understand the plan of their I building/society.		
	Plan	List out the advantages of a map over a rough sketch.		
	Maps	Difference between political and physical map.	Experiential learning	
	Political and physical	Correctly identify the four cardinal directions.	Virtual tour to a traffic park Activity- Make a road sign awareness chart Experiential activity: Treasure hunt using a map	

January

ENGLISH	Art Integration- Sea creatures using clay No.of periods-1	Each student will be able to Make sea creatures using clay	Art Integration- Sea creatures using clay 	Make sea creatures using clay dough.
----------------	---	--	--	--------------------------------------



Ch- We Saved a Whale
No.of periods-5



vocabulary

word meanings

Make sentences

Question answers

Vocabulary-
Names of a whale's body parts
No.of periods-1

read aloud the given text using correct pronunciation
Develop the language skills and comprehend the story
describe briefly, orally / in writing about events, places and/or personal experiences

write correct spellings of words

use dictionary to find the meanings of difficult words

construct meaningful sentences with at least 5 difficult words.

answer some factual and inferential questions
Frame at least two questions from the story

Identify the body parts of the whale

-

Reading the chapter with correct pronunciation and understanding
Write facts about Whales

AMAZING FACTS ABOUT WHALES



Write the difficult and new words

Finding word meanings using a dictionary-Bingo

Make meaningful sentences

Question –answers
Frame 2 questions from the story.

Identify the body parts of the whale



Word Search -Preposition of time

Content based listening, reading, speaking and writing exercises

Bingo on word meanings
On the basis of making meaningful sentences
On the basis of questions answered.

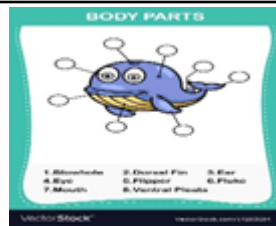
Google doc worksheet

On the basis of letter writing

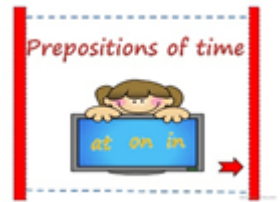
On the basis of role play

On the basis of comprehending conversation

On the basis of reciting the poem



Usage-
Preposition of Time
No.of periods-2



Writing-
Guided letter writing
No.of periods-1



Speaking-
Offering help
No.of periods-1



Listening-
Listening to a conversation
No.of periods-1

Poem- A Blue Whale
No.of periods-1

use on, in and at with time

Write a letter in the format

How can we offer help?

Comprehend the conversation

Appreciate poetry. Recite with
correct pronunciation


Comprehend the passage



Writing a letter to a friend.




Role play on offering help



Listening to a conversation
and answering questions



Easy Origami for kids Whale
step by step



Reading the passage



On the basis of
comprehending the passage



Comprehension
No.of periods-1

HINDI

पाठ एक दिन लाल किले में



पाठ पठन (कालांश 4)
शब्द अर्थ (कालांश 1)

प्रश्न उत्तर (कालांश 1)

वाक्य लेखन (कालांश 1)

अनुच्छेद लेखन (कालांश 1)

अपठित गद्यांश (कालांश 1)



कला एकीकृत गतिविधि
(कालांश 1)

प्रत्येक छात्र

-पाठ पठन करने का प्रयास कर पाएगा ।

-पाठ से जुड़े शब्द अर्थ (3 से 4) अर्थ जान कर लेखन कर पाएगा।

-पाठ से जुड़े 3 प्रश्नों के उत्तर जान कर लेखन कर पाएगा ।

-पाठ आधारित शब्दों से जुड़े वाक्यों को पूरे कर पाएगा ।

-अनुच्छेद लेखन लाल किले की सैर ८ से १० वाक्यों सहित लेखन कर पाएगा ।

अपठित गद्यांश का पठन और ४ प्रश्नों के उत्तर लिख पाएगा

-भारत के एक राज्य की प्रस्तुतीकरण दे पाएगा ।


रचनात्मक कार्य

दिल्ली में देखने लायक



ऐत बन निर्मा बिंदियों और अन्य सामग्री लगाकर बनाना ।

अनुभव आधारित अधिगम तिरंगा सलाद खूबसूरती से बना कर सजाना । भारत के झंडे के रंगों के फलों और सब्जियों का चुनाव कर के सलाद बनाना ।



कला एकीकृत गतिविधि

अनेकता में एकता ।

भारत अनेकता में एकता का प्रतीक है।

अपने पसंद के भारत के राज्य की वेश भूषा में तैयार होकर उस राज्य की

गूगल फॉर्म के माध्यम से बहुविकल्पी प्रश्न-उत्तर विषय से जुड़ी मौखिक प्रश्नावली और चर्चा ।

गूगल डॉक्स




लाइव कार्य पत्र

पाठ आधारित कार्य पत्र
शब्दावली

व्याकरण से जुड़ा कार्यपत्र ।


श्रुतलेख

कला एकीकृत गतिविधि।

			<p>प्रस्तुतीकरण देना जैसे बंगाल , राजस्थान आदि। नृत्य कक्षा की अध्यापिका द्वारा भारत के एक राज्य के नृत्य की प्रस्तुतीकरण ।</p> 	
MATH	<p>Time</p> <p>a. Telling the time to the nearest 5 minutes</p> <p>b. Time interval</p> <p>c. Time before and after</p> <p>d. Using a.m. and p.m.</p> <p>e. Telling time to the quarter hour</p> <p>f. Writing time in the 24 hour format</p> <p>g. Introduction to the units of Capacity (l and ml)</p>	<p>Each student will be able to:</p> <p>a. Read the clock and tell time to nearest 5 minutes.</p> <p>b. Estimate and measure time intervals</p> <p>c. Write time a.m. and p.m.</p> <p>d. Read and represent a time to the nearest quarter hour</p> <p>e. Read time using 24 hour clock</p> <p>f. State the metric unit of measuring capacity</p>	<p>Art Integration</p> <p><u>Gond Art:</u> Students will become aware of Gond art from Madhya Pradesh. Later students will design their own wall clock with gond art.</p>  <p><u>Daily activities:</u> Students sort activities on the basis of A.M. or P.M.</p>  <p><u>Bingo:</u> Students will play Bingo game</p>	<p>Google Form</p> <p>Worksheet on each topic mentioned herewith</p> <p>Response to assessment activities</p> <p>Art Integration</p>

T	i	M	E	G
10:00	11:35	9:10	12:15	8:37
4:30	7:55	3:20	6:30	10:13
3:00	1:25		3:45	11:06
9:30	5:05	8:40	2:15	5:17
5:30	10:55	2:50	3:30	12:48

What can you do in: Students will list a few activities they like doing. Later they will decide on the time taken to do it.



Race to the noon: Students take turns rolling the dice that have them go forward 1 or 2 hours, back 1 hour, all the way back to midnight, etc. The first person to get their dough hand all the way around the clock and back to the 12 (noon) wins!



Exploring labels of liquid



EVS

Our country

Total No. of periods : 10

Each student will be able to

Identify the states and their capitals

Arts Integration:

Activity

Google Form

ENGLISH

Art Integration-
Making a musical instrument
No.of periods-1



Ch- A Day at the Swamp
No.of periods-5



Vocabulary

word meanings

Make sentences

Question answers

Vocabulary-
Compound words
No.of periods-1



Each student will be able to
Make a musical instrument

read aloud the given text using correct pronunciation
Develop the language skills and comprehend the story
describe briefly, orally / in writing about events, places and/or personal experiences

write correct spellings of words

use dictionary to find the meanings of difficult words

construct meaningful sentences with at least 5 difficult words.

answer some factual and inferential questions

Frame at least two questions from the story

Art Integration- Making a paper flute



Reading the chapter with correct pronunciation and understanding


Write the difficult and new words

Finding word meanings using a dictionary-Bingo

Make meaningful sentences,

Question- answers
Frame two questions from the story

Matching words to form compound words



Joining sentences using conjunctions

On the basis of musical instrument made

Content based listening, reading, speaking and writing exercises

On the basis of spellings written

Bingo on word meanings

On the basis of making meaningful sentences

On the basis of questions answered.

Google doc worksheet

Join the sentences using conjunctions

Usage-
Conjunction but, so
No.of periods-2



Writing-
Writing short messages
No.of periods-1



Poem- The Tree
No.of periods-1



Speaking-
Describing actions
No.of periods-1

Identify compound words


Join the sentences using
conjunctions

Write the message

Appreciate poetry. Recite with
correct pronunciation

Identify the actions

Sing along with the song




Writing a short message to your
friend



Identify any one tree that grows
in your neighbourhood. Draw
its picture and find the benefits
from the tree.



Picture Composition



Listening to 'The Dino Song' and
filling the blanks

On the basis of message
writing


On the basis of reciting the
poem

On the basis of describing a
picture

On the basis of listening to the
song

On the basis of comprehending
the passage

	 <p>Listening- Listening to a Song No.of periods-1</p>  <p>Comprehension No.of periods-1</p>	<p>Comprehend the passage</p>	 <p>Reading the passage</p>	
<p>HINDI</p>	<p>कविता कुछ कर दिखलाएंगे कविता वाचन (कालांश 2) शब्द अर्थ (कालांश 1) वाक्य पूर्ति (कालांश 1) वाक्य लेखन(कालांश 1)</p>  <p>पाठ हर झंडा कुछ कहता है</p>	<p>प्रत्येक छात्र</p> <p>- कविता का लय में सस्वर वाचन कर पाएगा ।</p> <p>-कविता की पाँच पंक्तियाँ का उचित गान कर पाएगा ।</p> <p>-कविता से जुड़े शब्द अर्थ (३ से ४) कर पाएगा ।</p> <p>-कविता से ३ से ४ वाक्य लेखन कर पाएगा ।</p>	<p>रचनात्मक कार्य देश भक्ति कविता का लेखन और गान करना कोई भी माध्यम से प्रस्तुतीकरण 'कक्षा में दिखाना।</p>  <p>कला एकीकृत गतिविध</p> <p>तिरंगा भारत की शान का प्रतीक है।</p> <p>वारली चित्रकला माध्यम से सुन्दर भारत के झंडे का</p>	<p>गूगल फॉर्म के माध्यम से बहुविकल्पी प्रश्न-उत्तर विषय से जुड़ी मौखिक प्रश्नावली और चर्चा ।</p> <p>गूगल डॉक्स</p> <p>लाइव कार्य पत्र</p> <p>पाठ आधारित कार्य पत्र</p> <p>विषय और उपविषय पर आधारित कार्यपत्र</p>

	<p>- पाठ का सरल वाचन (कालांश 3)</p> <p>- शब्द -अर्थ (कालांश 1)</p> <p>- प्रश्न -उत्तर (कालांश 1)</p> <p>-वाक्य लेखन' अनुच्छेद में कार्य (कालांश 1)</p>  <p>कला एकीकृत गतिविधि</p> <p>तिरंगा भारत की शान का प्रतीक।</p>	<p>-पाठ पठन करने का प्रयास कर पाएगा ।</p> <p>-पाठ आधारित पेड़ों से जुड़े लाभ वाक्य पूरे कर पाएगा ।</p> <p>-पाठ से जुड़े शब्द अर्थ (3 से 8) अर्थ जान कर लेखन कर पाएगा।</p> <p>-पाठ से जुड़े 3 प्रश्नों के उत्तर जान कर लेखन कर पाएगा ।</p> <p>-अनुच्छेद लेखन प्यारा तिरंगा ८ से १० वाक्यों सहित लेखन कर पाएगा ।</p>	<p>निर्माण करना ,और एक उत्तम संदेश लेखन करना।</p> 	<p>- कार्य पत्र के माध्यम से सही उत्तर का चयन ।</p> <p>-श्रुतलेख</p> <p>-नवीन शब्दावली द्वारा शब्दों को पूरा करना।</p> <p>-प्रश्न उत्तर</p> <p>कला एकीकृत गतिविधि</p>
MATH	<p>Data handling and Calendar</p> <p>a. Pictograph – one symbol showing many objects</p> <p>b. Bar Graph</p>	<p>Each student will be able to:</p> <p>a. Interpret data represented in a pictograph and a bar graph</p>	<p><u>Experiential Learning</u></p> <p><u>Birthday Graph:</u></p>	<p>Google Form</p> <p>PSA</p>

c. Calendar

b. Represent data in a pictograph and a bar graph

c. Write the month of the year in order.

d. Write dates in the correct format.



Roll and graph dice game:

Name: _____ Date: _____

ROLL AND GRAPH

How many times did you roll these dice?

Dice	1	2	3	4	5	6
Tally						
Mark						

20

19

18

17

16

15

14

13

12

11

10

9

8

7

6

5

4

3

2

1

1

2

3

4

5

6


Roll a pie chart:

Tick tac graph

Tic-Tac-GRAPH


Use the graph to answer the questions. Circle the correct answer. Read the questions carefully. You will have 10 minutes to complete the game. The winner is the first player to cover three squares in a row, column or diagonal.

How Do You Get To School?



Boy

Car



Walk

Bus

What is the difference in the number of bus riders and car riders?

How many students are car riders and walkers?

What is the difference in the number of bus riders and walkers?

What is the total number of students on the graph?

How do the least number of students get to school?

How many students are car riders and bus riders?

Do more students ride in a car or on a bus to school?

What is the difference in the number of walkers and car riders?

How do the most students get to school?




Art Integration:

Mental Ability

Worksheet on each topic
mentioned herewith

Live worksheets

Response to assessment activities

			<p>Students will make a desk calendar.</p>  <p>DIY Desk Calendar</p> <p><u>Calendar Tricks</u></p> 	
EVS	<p>AIR No. of periods : 11 Air around us</p> <p>No. of periods : 4 Air occupies space Air Pollution No. of periods : 4 Ways to control air pollution No. of periods : 3</p>	<p>Each student will be able to</p> <ul style="list-style-type: none"> Understand that air is a mixture of gases Understand that air occupies space Identify what makes air dirty Write various ways to keep the air clean <p>Learn ways to reduce pollution</p>	<p>Activity : 1. To prove air helps in burning. <u>Method:</u> Let an adult burn a candle. Cover the candle with a glass.</p> <p><u>Observation:</u> You will find that after a few minutes that the candle will stop burning.</p>  <p><u>2. Demonstration –</u> Air occupies space</p>	<p>Worksheet</p> <p>Periodic assessment</p> <p>Project</p> <p>Activity based assessment</p>



3. Experiential activity

Keep a glue pad/sheet with Vaseline and one covered in plastic at home and out on your terrace / garden to observe the pollution levels.



Activity :

Script some interesting lyrics of JINGLE / RAP with a few lines about ways to keep the air in our surroundings clean and reduce air pollution .

Value based question:

Think about the traffic cops who are in the midst of traffic all the time. How can you help?

Art Integration

Make a paper bag with an old newspaper and write a slogan on it to Stop Pollution .



March

ENGLISH

Art Integration-
Paper Mache



Ch- Something from Nothing

No.of periods-2

Make paper Mache things

Read aloud the given text using correct pronunciation
Develop the language skills and comprehend the story

describe briefly, orally / in writing about events, places and/or personal experiences

Making things using Paper Mache





Making best out of waste. Read with understanding



On the basis of the activity

Content based listening, reading, speaking and writing exercises

		<p><i>write</i> correct spellings of words</p> <p><i>use</i> dictionary to find the meanings of difficult words</p> <p><i>construct</i> meaningful sentences with at least 5 difficult words.</p> <p><i>answer</i> some factual and inferential questions</p> <p><i>Frame</i> at least two questions from the story</p> <p><i>Appreciate</i> poetry. Recite with correct pronunciation</p>	<p>Write the difficult and new words</p> <p>Finding word meanings using a dictionary-Bingo</p> <p>Make meaningful sentences</p> <p>Questions answered orally and framing questions</p> <p>Learning the names of weeds and pasting their pictures</p> <p>Who am I?</p>	<p>On the basis of spellings written</p> <p>On the basis of finding word meanings</p> <p>On the basis of making meaningful sentences</p> <p>On the basis of questions answered.</p> <p>On the basis of reciting the poem</p> <p>Quiz</p>
	<p>Vocabulary</p> <p>word meanings</p> <p>Make sentences</p> <p>Question answers</p> <p>Poem- The Young Dandelion</p> <p>No.of periods-1</p> 	<p>Identifying the occupation</p>		

Vocabulary- guessing occupations

No.of periods-1



Writing-Facts and Opinions

No.of periods-1



Speaking-Giving Directions

No.of periods-1




Differentiate between facts and opinions

Giving directions to reach a place

Identifying places on the basis of directions

Stating a fact and an opinion



Give directions to reach the school from your house.




Listening to directions and fill in the names of places



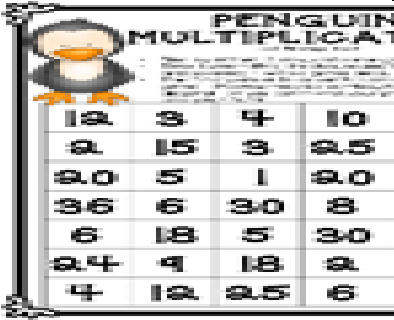


On the basis of identifying facts and opinions

On the basis of giving directions

On the basis of listening to the directions

	<p>Listening - Listening to Directions</p> <p>No.of periods-1</p>			
HINDI	<p>मात्राओं का दोहराव कार्य (कालांश 4)</p> <p>व्याकरण दोहराव— संज्ञा और विशेषण का दोहराव कार्य ।(कालांश 4)</p> <p>बोर्ड खेल से शब्द बनाना और मौखिक ज्ञान ।(कालांश 1)</p> <p>चित्र वर्णन</p> <p>अनुच्छेद लेखन(कालांश 1)</p>	<p>मात्राओं का मौखिक और लिखित दोहराव कार्य</p> <p>शब्द ज्ञान ५ से ८ मात्राओं से जुड़े शब्द का उच्चारण और उन का प्रयोग वाक्यों में कर पाएगा ।</p> <p>व्याकरण विषय शब्द ज्ञान संज्ञा और विशेषण।</p> <p>संज्ञा और विशेषण से जुड़े शब्द निर्माण कर पाएगा ।</p> <p>छात्रों के विषय से जुड़ी ज्ञान में बढ़ोतरी।</p> <p>संज्ञा और विशेषण का ज्ञान और</p> <p>(३ से ४)शब्द लेखन कर पाएगा।</p>	<p>अनुभव आधारित अधिगम</p> <p>शब्दों का खज़ाना बोर्ड गेम –</p> <p>दो से चार खिलाड़ी इस बोर्ड गेम खेल के लिए। अपनी बारी आने पर पर्ची निकलकर उस के अनुसार संज्ञा या विशेषण शब्द का निर्माण करेंगे।</p>  <p>चित्र को देखकर अनुच्छेद लेखन करना।</p>	<p>पाठ आधारित कार्य पत्र</p> <p>शब्दावली</p> <p>व्याकरण से जुड़ा कार्यपत्र</p> <p>अनुभव आधारित गतिविधि</p>

	 <p>चित्र के आधार पर पाठ: - पाठ्य सामग्री विनियम 1</p> <p>-अपठित गद्यांश (कालांश 1)</p>	<p>-चित्र को देखकर अनुच्छेद लेखन ८ से १० वाक्यों लेखन कर पाएगा ।</p> <p>-अपठित गद्यांश पठन और प्रश्नों के उत्तर लेखन कर पाएगा ।</p>		<p>कार्य पत्र चित्र को देखकर अनुच्छेद लेखन ।</p> <p>-अपठित गद्यांश कार्य पत्र।</p>
MATH	<p>a. Revision of Multiplication</p> <p>b. Revision of Division</p>	<p>Each student will be able to:</p> <p>a. Multiply 2-3 digit number</p> <p>b. Apply multiplication to solve real life situations</p> <p>c. Multiply 2-3 digit number</p> <p>d. Apply multiplication to solve real life situations</p> <p>e. Divide upto 2-digit numbers by a 1-digit number</p> <p>f. Divide upto 3-digit numbers by a 1-digit number</p>	<p><u>Penguin multiplication</u></p>  <p>Array capture: Students will show multiplication array on graph</p>	<p>On the basis of the activity</p> <p>Content based listening, reading, speaking and writing exercises</p>

c. Revision of addition

d. Revision of subtraction

g. Apply division to solve real life situations


h. Add upto 4-digit numbers

i. Apply the skill of addition to solve real-life situations

j. Subtract upto 4-digit numbers

k. Apply the skill of subtraction to solve real-life situations


l. Solve combined addition and subtraction problems



Owls can multiply: Students will make multiplication sentences by choosing one number from each grid.



Crazy birds: Students will find division sentences in the number word search.




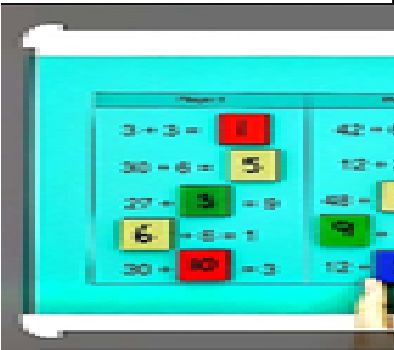

On the basis of spellings written

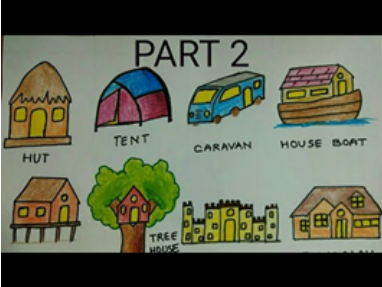
On the basis of finding word meanings

On the basis of making meaningful sentences

On the basis of questions answered.

On the basis of reciting the poem

			<p><u>Let's divide:</u>Students will mentally calculate the answer.</p>  <p><u>Find the number</u></p> 	
EVS	<p>Where we Live</p> <p>No. of periods : 11</p> <p>Types of houses-</p> <p>No. of periods : 3</p> <p>Features of a good house</p> <p>No. of periods : 3</p>	<p>Learn about the different types of houses .</p> <p>Understand how the houses have evolved .</p> <p>Understand how it is important to maintain cleanliness in a house .</p>	<p>Project - Eco Dwell</p> <p>1)Make a kutcha / pucca house model using waste products .</p> 	<p>Worksheets</p> <p>Projects</p> <p>Activity based assessments</p> <p>Live worksheet</p>

	<p>Temporary and Permanent house</p> <p>No. of periods : 1</p> <p>Protection</p> <p>No. of periods : 1</p> <p>Houses</p> <p>Differentiate between houses in the past and present .</p> <p>No. of periods : 1</p> <p>Cleanliness</p> <p>No. of periods : 1</p> <p>Taking care of the house.</p> <p>No. of periods : 1</p>		<p>Activity</p> <p>Collect pictures of various types of houses and paste them in your scrapbook . Write names of at least two places where these houses are found.</p>  <p>Experiential Learning (Communication)</p> <p>WHEELS OF TIME !!</p> <p>Discuss with elders , grandparents how the present houses are different from the ones in the past .</p> <p>Art Integration</p> <p>Podcast it !!</p>	<p>Google Form</p>
--	---	--	---	--------------------



Imagine you are a traveller and you get to live in different types of houses .Share your experience with the class using a podcast .

Room cleaning Activity

Chores no more / Room cleaning (home activity)

