






TAGORE INTERNATIONAL SCHOOL
VASANT VIHAR, NEW DELHI
PARENT SYLLABUS - CLASS IV
APRIL-MAY (SESSION 2022– 2023)

Subject	Topics To Be Covered/ No. of Periods	Learning Outcome	Activities	Assessment
ENGLISH	<p>COURSEBOOK: Bambi</p> <p>No. of periods:8-9</p>  <p>Poem: Mela Menagerie</p> <p>No. of periods:5</p>  <p>LITERATURE READER</p> <p>No. of periods:8</p>	<p>Each child will be able to-</p> <p>read aloud the given text using correct pronunciation</p> <p>comprehend the story while reading the same</p> <p>recite the poem with correct pronunciation, intonation and pauses</p> <p>respond verbally/in writing to questions based on a story or poem heard or read</p> <p>use a dictionary to find the meanings of difficult words</p>	<p>Watch the complete video on tongue twisters (google classroom).</p> <p>https://www.youtube.com/watch?v=KP7j9r-om7M</p> <p>Speaking assignment: Tongue twisters practice</p>  <p>Brainstorming: Think and answer</p> <p>How will we know which object are we talking about if we did not use 'the'?! How will we know where to use a/an?</p> <p>Independent activity: Practice worksheet</p> <p>Watch the story 'Birds and Hunter'</p> <p>https://www.youtube.com/watch?v=VLouLuvtDhE</p> <p>Watch the movie on Bambi</p> <p>Dictionary work: Find out word meanings of a few words and write them in the notebook.</p>	<p>Teacher designed worksheets</p> <p>Google form:</p> <ul style="list-style-type: none"> ● MCQs ● Short answers ● Fill ups <p>Spell check</p> <p>Vocabulary</p> <p>Worksheets</p> <p>Creative Writing</p> <p>Worksheets</p> <p>(Rubrics: ideas, creativity, sentence structure, organizing thoughts)</p>

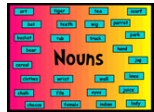
The Nightingale



USAGE

No. of periods:8-9

Naming words



VALUE

Gratitude- Make a gratitude jar and write down one thing you are thankful for each day and add the slip to your gratitude jar

construct meaningful sentences with at least 5 difficult words

answer some factual and inferential questions

Observe and enlist the various nouns they see in the newspaper article

Craft work: Make an animal mask and create chain story

https://www.youtube.com/results?search_query=animal+mask+making+for+children+

Activity- Mela Fun!



Observe the given picture of an Indian Mela and make a list of at least five pairs of words in English and Non-English.




Newspaper activity

Cut out a news article from the newspaper. Read and underline all the naming words in it. Paste it in the notebook.

Comprehension worksheets

Conversations

पाठ-चतुर आकाश
कालांश 7
पाठ का परिचय
एवंम पाठ की मूल भावना से जोड़ना
नवीन शब्दों का उच्चारण
एवंममात्रा ज्ञान
लिखावट पर ध्यान



व्याख्या,
शब्दार्थ, नवीन शब्द, वाक्य रचना,
प्रश्नोत्तर

स्वाभाविक दान
कालांश 7



कविता वाचन,
शब्दार्थ, नवीन शब्द, वाक्य रचना,
प्रश्नोत्तर
शुद्ध शब्दों का उच्चारण
नवीन शब्दों का उच्चारण एवं अर्थ
समझना
कविता की मूल भावना को दैनिक
जीवन से जोड़कर
दान के प्रति छात्रों को प्रेरित करना

प्रत्येक छात्र-
विद्यार्थी पाठ
के द्वारा प्रेम, साहस, समर्पण
सेवा, देने का भाव आदि मानवीय
गुणों को सीखकर १-२ अपने दैनिक
कार्यों में अपना सकेगा .

विद्यार्थी पाठ के अंतर्गत पूछे गए
प्रश्नों के उत्तर अपने मत के अनुसार
दे सकेगा .

नवीन शब्दों के अर्थ समझते हुए
वाक्यों में प्रयोग कर सकेगा .

कठिन शब्दों का उच्चारण शुद्धता
से कर सकेगा .

पाठ से जुड़े हुए प्रश्नों के उत्तर स्वयं
लिख सकेगा.

व्याकरण से जुड़े हुए सवालों के उत्तर
प्रत्यास्मरण द्वारा दे सकेगा.

विद्यार्थी पाठ के कठिन व नवीन
शब्दों का अर्थ जानकर उनको
वाक्यों में प्रयोग कर सकेगा .

विद्यार्थी मानवीय जीवन के
आधार रिश्तों के मूल भाव को
महसूस कर १-२ को अपने व्यवहार
में उतार सकेगा

पाठ में स्वाभाविक दान से
विद्यार्थी दान की महिमा एवं



कलासमेकन व अनुभव आधारित गतिविधि



माँ की रसोई में उपलब्ध होने वाले दवाई के आयुर्वेदिक
श्रोतों से ५-६ वस्तुओं के चित्र चिपकाकर उनको कौन
सी बीमारी में प्रयोग करते हैं लिखिये.

रचनात्मक व अनुसन्धानात्मक गतिविधि

वाटर साइकिल



छात्र ए फॉर साइज़ शीट पर वाटर साइकल बनाइए.

1. कविता वाचन
2. पठन वाचन
3. अनुच्छेद लेखन
4. श्रुतलेख
5. शब्द ज्ञान
6. साप्ताहिक परीक्षा
7. उत्तर पुस्तिका कार्य

वर्णमाला एवं मात्रा ज्ञान

कालांश 7

स्वर और व्यंजन की पहचान
महा प्राण एवं अल्प प्राण
स्वरों को बोलकर
समझना

हिंदी की व मात्राओं का प्रयोग करते
हुए शब्द बनाना गिनती
वर्ण भाषा की सबसे छोटी इकाई होने
के बावजूद वे बड़े-बड़े ग्रन्थों के आधार
हैं जैसे विचार से बात को समझना।
अनुभव गतिविधि के द्वारा
मात्राओं की भिन्नताओं को पहचानना

संज्ञा

कालांश 7

संज्ञा द्वारा घर में मौजूद वस्तुओं में
आम, प्रमुख, सामूहिक नाम और
भावनाओं के नामों से अवगत होना
संज्ञा की पहचान, भाव वाचक संज्ञा में
शब्दों को बदलना।
अनुच्छेद लेखन
श्रुतलेख, अपठित गद्यांश

अपनी मन पसंद वस्तुओं को भी
जरूरत मंदों को दे सकेगा।

प्राकृतिक वस्तुओं का दोहन नहीं
उचित उपयोग की धारणा सीख
सकेगा।

पढ़े हुए पाठ में लघु व दीर्घ मात्राओं
को रेखांकित कर सकेगा।

संयुक्त वर्ण कौन होते हैं समझ
सकेगा।

पंचम वर्ण की संख्या क्या होती है
जान सकेगा।

संज्ञा की परिभाषा अपने शब्दों में
बोल कर सुना सकेगा।
संज्ञा को समझने के लिए छात्र
अपने परिवार, घर मित्र, और
विद्यालय से जुड़े नामों के अंतर्गत
संज्ञा कार्य करती है जैसे विषय को
जान सकेगा।

वर्णों में स्वर और व्यंजन वर्णों को
समझकर लिख सकेगा।

संज्ञा शब्दों को समझकर लिख
सकेगा।

रचनात्मक कार्य
किसी फल, फूल या वृक्ष पर पाँच-छः पंक्तियों की
कविता लिखिए।

साल की छोकरी,
हर लाई टोकरी।

टोकरी में आम हैं,
नहीं बताती दाम हैं।

॥-दिखाकर टोकरी,
बुलाती छोकरी।



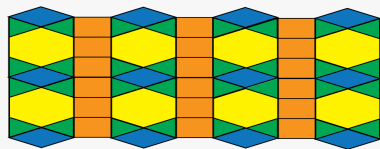
MATH

Basic shapes & Spatial reasoning



- Open and closed figures/shapes
 - Polygons (Triangle-Decagon)
 - Circle & its parts
 - Construction of circle
 - Relation between diameter and radius
 - Types of triangles (on the basis of sides)
 - Types of Quadrilaterals (Square, Rectangle, Parallelogram, trapezium & Rhombus)
 - Identifying composite shapes
 - Identifying Congruent shapes
- No. of period: 18 Approx**

Patterns



- The pattern in shapes, objects & letters
- Number patterns (simple arithmetic)

- Recognize, open and closed figures
- Recognise & name different polygons
- Recognize and name the parts of a circle
- Construct a circle using a compass and a measuring scale
- Analyse, evaluate & synthesize the relation between radius & diameter.
- Recognise and differentiate between different types of triangles
- Recognise, list properties and differentiate between different types of quadrilaterals.
- Identify different shapes that can be joined together to form the given shapes and visa versa.
- Identify congruent shapes from a group of shapes.

- Identify/frame a rule for the pattern and extend the pattern.
- Compare and contrast the

AN ODE TO THE MULTIFACETED WOMAN

(Art Integration) Value: Gratitude



Use Warli Art to depict the various roles played by your Mother. Write a thank you note and gift her on Mother's Day

Pinpoint! (Experiential learning)



Locate the centre of the circle and find the relation between radius and the diameter of the circle.

Spot the difference! (Research Work)






Observe and find the difference between:

- Square & Rhombus
- Rectangle & Parallelogram
- Rhombus & Kite
- Parallelogram & Trapezium

- Reaearch work
- Art Integration Activities
- Mental Agility
- Problem Solving Ability
- Work submission (worksheets & notebook work)

Weekly Test (Tentative)

- Open and closed figures/shapes
- Polygons
- Circle & its parts
- Construction of circle
- Relation between diameter and radius
- Types of triangles
- Types of Quadrilaterals
- Identifying composite shapes
- Identifying Congruent shapes

	<p>progressions) involving 10s, 5s, 2s, 3s, 4s...</p> <ul style="list-style-type: none"> ● Number towers. <p>● Code & decode</p> <p>No. of periods: 12 Approx</p>	<p>different patterns.</p> <ul style="list-style-type: none"> ● Analyse, evaluate and synthesize relationships between the given numbers and complete the number tower. ● Code and decode secret messages by identifying the pattern. 		
<p>EVS</p>	<p><u>The living world</u></p> <p>a) differentiate between living and non-living things</p> <p>b) characteristics of living things</p> <ul style="list-style-type: none"> ● breathing ● feeding ● eliminating waste ● locomotion ● response to stimuli/feeling ● growth ● reproduction <p>No. of period: 3 Approx</p> <p>c) structure of plant</p> <p>d) functions of various parts of the plant</p> <p>e) photosynthesis</p> <p>f) storage of food in plants</p> <p>g) usage of food stored in plants</p>	<p>Each student will be able to:</p> <ul style="list-style-type: none"> ● recall previous knowledge and answer questions ● represent real-life relevance of plants in the form of graphic organiser ● enlist at least three to four features of living and non-living things ● sort living and non-living things based on characteristics ● describe, explain and label structure of leaf ● understand and explain key terms related to photosynthesis ● list and describe various storage parts of plants ● observe, analyse seed germination and compare findings. ● make inferences if plants are subjected to unfavourable conditions. 	<p>Experiential activity: sprout some wellness!</p> <p>green gram germination: observe and record findings of growth of a seed to seedlings.</p>  <p>• Germination - the process of growing a new plant from a seed</p>  <p>students will discuss, understand and fill observation sheets provided.</p> <p>Art integration: leaf skeleton-décor craft Materials required: different leaves, baking powder, water, chart paper, paint and brush</p> 	<p>Google forms</p> <p>Short answers (notebook work)</p> <ul style="list-style-type: none"> ● Fill in the blanks ● True/False ● Analogy ● Match the following ● HOTS <ul style="list-style-type: none"> ● Practice Worksheets ● Live Interactive worksheets ● Asset based worksheets ● Value based questions ● Research Work ● Art Integration

h) some unusual plants:non-green plants like moulds/mushrooms/cactus etc

No. of period: 8 Approx

i) germination of seeds:
experiential learning

j) experiment and observation sheet.

k) habitat of various kinds of plant and features

experiment and observation sheet.

No. of period: 8 Approx

Animals and their body

a) body shape and structure of animals

b) behavioural features for protection and survival in a habitat

c) Animals of different food groups have different types of teeth

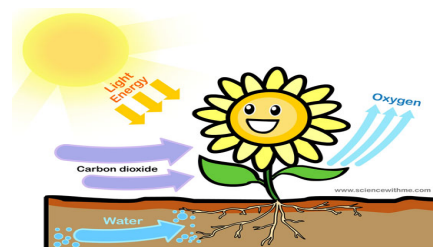
d) interdependence in nature

No. of periods: 11 Approx

- compare and contrast different animal groups
- classify animals according to food groups/body features/food groups
- examine and distinguish features of animals based on habitat
- recognise the need and importance of animals.
- explore and explain the balance in nature.

Cartoonist's eye view:Concept cartoon

students will creatively illustrate the phenomena of photosynthesis in the form of a concept cartoon. The drafted comic strip will be shared in the class with the purpose of understanding the process of photosynthesis and generating awareness to plant more trees.






Research work: endangered species of animals
students will conduct research and share their findings in the form of a well organised fact file. Also they will list out various factors/measures to conserve animal habitats.






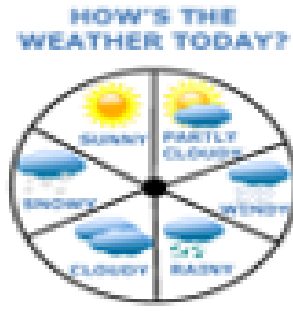


TAGORE INTERNATIONAL SCHOOL
VASANT VIHAR, NEW DELHI
SYLLABUS - CLASS IV
OCT-MAR (SESSION 2022– 2023)

Subject	Topics To Be Covered/ No. of Periods	Learning Outcome	Activities	Assessment
October				
ENGLISH	COURSEBOOK Mulan  <u>Poem [course book]</u> Fireworks  USAGE	Each child will be able to <i>read aloud</i> the given text using correct pronunciation <i>comprehend</i> the story while reading the same <i>respond</i> verbally/in writing to questions based on a story or poem heard or read <i>write</i> dictation of words/phrases <i>infer</i> meaning from the context and draw conclusions from what they have read.	Word search How many words can we use for or associate with bravery? List any 3. Find greetings for the festivals from around the world. Find any 3 or 4. Write a short paragraph in your notebook describing the celebration / togetherness created during Dussehra.	Marked assessments Dictation-5 Vocabulary-5 Comprehension-5 Creative Writing -5 (Rubrics: ideas, creativity, sentence structure and organization of thoughts)




	<p>Simple present and present continuous tense</p> <p>VOCABULARY Compound words</p> <p>LISTENING Listening to a story to recognize sequence</p>	<p>use dictionary to find the meanings of difficult words</p> <p>construct meaningful sentences with at least 5 difficult words.</p> <p>answer some factual and inferential questions</p> <p>recite the poem with correct pronunciation, intonation and pauses.</p> <p>enjoy the poem and its vivid description</p> <p>listen to a story to recognize the sequence</p> <p>use vocabulary words in everyday communication</p>		
<p>HINDI</p>	<p>जब मैं पढ़ता था</p> <p>कालांश 4</p> <p>पाठ की व्याख्या, पठन-पाठन, नवीन शब्द, वाक्य रचना एवं प्रश्नोत्तरी गतिविधि</p> <p>आसमान में जैसे तारे</p> <p>कालांश 3</p>	<p>प्रत्येक छात्र-</p> <p>अपने साथ रह रहे लोगों के प्रति अपनी भूमिका को मजबूत करना सीखेगा पाठ में उल्लिखित जीवन मूल्यों पर चर्चा कर सकेगा।</p> <p>पाठ का पठन-पाठन शुद्ध रूप से कर सकेगा</p>	<p>अनुभव आधारित</p> <p>छात्र अपने माता-पिता के साथ सुबह या शाम को प्रतिदिन व्यायाम करें और व्यायाम से होने वाले फायदों की सूची बनाएं।</p> <p>जीवनमूल्य गतिविधि</p> <p>छात्र अपने घर में सभी सदस्यों से पूछेंगे कि सभी लोग कितने प्रकार की भाषा और बोली जानते हैं। एक सादा पेपर पर सभी से उनकी ही भाषा-बोली में छात्र</p>	<p>गूगल फॉर्म</p> <p>गूगल डॉक</p> <p>कविता वाचन एवं अनुच्छेद लेखन</p> <p>श्रुतलेख परीक्षा</p> <p>शब्द ज्ञान</p> <p>पठन वाचन</p> <p>(वाक कुशलता)</p>


	<p>पाठ की व्याख्या, पठन-पाठन, नवीन शब्द, वाक्य रचना एवं प्रश्नोत्तरी गतिविधि</p> <p>विलोम शब्द</p> <p>कालांश -३</p> <p>व्याकरणिक बोध</p> <p>कालांश २</p> <p>अनुच्छेद लेखन श्रुतलेख</p> <p>अपठित गद्यांश, पठन पाठन, कविता वाचन, भाषायी कौशल</p>	<p>नवीन शब्दों के अर्थ जानकर वाक्य रचना कर सकेगा</p> <p>नवान्य शब्दों को विविध प्रकार से वाक्यों में प्रयोग कर सकेगा </p> <p>पाठ से जुड़ी मौखिक चर्चा में एक से दो वाक्य बनाकर प्रतिभाग कर सकेगा </p> <p>प्रश्नों के उत्तर स्वयं लिख सकेगा </p> <p>व्याकरण का भाषा में शुद्ध उपयोग कर सकेगा </p> <p>विलोम शब्दों के माध्यम से वस्तुओं, व्यक्तियों, मौसम और स्वभावों के अंतर को समझते हुए पांच से दस लिख सकेगा </p> <p>कविता की चार पंक्तियों की व्याख्या कर सकेगा </p>	<p>आपने लिए अलग-अलग उत्साहवर्धक वाक्य लिखवाकर कक्षा में पढ़कर सुनाएगा ।</p>	<p>भाषायी ज्ञान</p> <p>स्पष्ट वाचन</p> <p>अनुतान –वितान</p> <p>अपठित गद्यांश</p> <p>साप्ताहिक परीक्षा</p> <p>कलात्मक गतिविधि</p>
MATH	SYMMETRY	Each learner will be able to:	Handy Mandy	Research work

	 <ul style="list-style-type: none"> • Symmetry in daily life • Axis of symmetry • Symmetry in geometrical shapes, numerals & capital alphabets • Mirror image 	<ul style="list-style-type: none"> • Identify symmetrical objects/shapes. • Draw horizontal/vertical line of symmetry • Identify numerals/ capital eng alphabets/ geometric shapes with line/lines of symmetry. • Draw mirror image/reflection of the given figures 	 <p>Create a symmetrical door toran for diwali decoration.</p> <p>Blots of Colour!</p>  <p>Create symmetrical designs by using thread dipped in different colours & paper folding. Give a caption and describe the ambiguous shapes.</p>	<ul style="list-style-type: none"> • Art Integration Activities • Mental Agility • Problem Solving Ability • Work submission (worksheets & notebook work)
<p>EVS</p>	<p><u>Movements of earth</u></p> <p>a) Rotation, revolution</p> <p>b) length of the day and</p> <p><u>Keywords</u></p> <ul style="list-style-type: none"> • axis • hemisphere • equator • pole • rotation • revolution • tilt 	<p>a) recapitulate previous knowledge- planets and the solar system</p> <p>b) establish a link between rotation, revolution, axis imaginary line etc.</p> <p>c) observe and analyse on a physical globe -the poles, hemispheres, equator. Locate our country</p>	<p>Globe / Google earth- demonstrations</p> <p>How seasons are formed?</p> <p>How does day and night happen?</p> <p>Newspaper activity: how is the weather today?</p> <p>a) identify the weather icons</p> <p>b) new weather term</p> 	<ul style="list-style-type: none"> • Google form • Interactive worksheet • MCQ • Short answers • cause and effect questions • Analogies • Assertion and reasoning questions • Higher Order thinking questions • keyword check crossword puzzle

		<p>d) demonstrate deductive thinking and give reasons on how different seasons are formed</p> <p>e) understand and list out factors responsible for day and night.</p> <p>f) differentiate between weather, climate and season</p> <p>g) enlist at least four to five factors affecting weather</p>		
--	--	---	--	--

November

<p>ENGLISH</p>	<p>COURSEBOOK The Case of the Candy Bandit</p>  <p>Yeti</p>	<p>Each child will be able to</p> <p>read aloud the given text using correct pronunciation</p> <p>comprehend the story while reading the same</p> <p>respond verbally/in writing to questions based on a story or poem heard or read</p> <p>Identify simple past tense</p> <p>restate the words of past continuous tense.</p>	<p>Experiential learning:</p> <p>Why are feelings important? What would you like to share with your peers right now in class?</p> <p>Wear an eye patch or a detective hat, while listening to the story.</p> <div style="display: flex; justify-content: space-around;">   </div> <p>Creative writing using these two tenses</p> <p>1. Simple past</p>	<p>Weekly test:</p> <p>Nov 11, 2022</p> <p>Mulan</p> <p>Simple present and present continuous tense</p> <p>Dictation-6</p> <p>Vocabulary-6</p> <p>Comprehension-6</p>
-----------------------	--	---	--	--



LITERATURE READER

The Rooks


(poem)

USAGE

Simple past and past continuous tense

VOCABULARY

Words to convey feelings



LISTENING

Listening to a story to recognize sequence

write dictation of words/phrases

infer meaning from the context and draw conclusions from what they have read.

use dictionary to find the meanings of difficult words

construct meaningful sentences with at least 5 difficult words.

answer some factual and inferential questions

recite the poem with correct pronunciation, intonation and pauses.

enjoy the poem and its vivid description

listen to a story to recognize the sequence

use vocabulary words in everyday communication

2. past continuous tense

Creative Writing -6

(Rubrics: ideas, creativity, sentence structure and organization of thoughts)

HINDI

यात्रा जो पूरी न हो सकी
कालांश -6
पाठ की व्याख्या, पठन
-पाठन, नवीन शब्द
, वाक्य रचना एवं
प्रश्नोत्तरी गतिविधि

प्रत्येक छात्र-

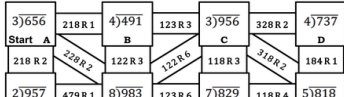
अपने मित्रों के प्रति अपनी
भूमिका को मजबूत करना
सीखेगा और पाठ में उल्लिखित
जीवन मूल्यों में से दो से चार

अनुभव आधारित

छात्र अपने माता-पिता से बात करके ये जानें कि
उनके बचपन में क्या कोई यात्रा ऐसी हुई है जो पूरी
न हो सकी हो | एक संस्मरण मतलब यादों की बातों
को ३०-४० शब्दों में लिखें।

गूगल फॉर्म
गूगल डॉक
कविता वाचन एवं
अनुच्छेद लेखन
श्रुतलेख परीक्षा
शब्द ज्ञान
पठन वाचन
(वाक कुशलता)

<p>पर्यायवाची शब्द कालांश -2</p> <p>पर्याय का मतलब एक शब्द के अर्थ वाले अनेक नाम व्याकरणिक बोध कालांश 4</p> <p>अनुच्छेद लेखन श्रुतलेख अपठित गद्यांश ,पठन पाठन ,कविता वाचन, भाषायी कौशल ,व्याकरण अभ्यास प्रेरक प्रसंग</p>	<p>पर अपने विचार प्रस्तुत कर सकेगा </p> <p>पाठ का पठन-पाठन शुद्ध रूप से कर सकेगा नवीन शब्दों के अर्थ जान कर वाक्य रच सकेगा नवान्य शब्दों को विविध प्रकार से वाक्यों में प्रयोग कर सकेगा पाठ से जुड़ी मौखिक चर्चा में अपने मतानुसार १-२ वाक्यों से प्रतिभाग कर सकेगा प्रश्नों के उत्तर स्वयं लिख सकेगा व्याकरण का उपयोग अपने रचनात्मक लेखन में करना सीख सके ४-५ पर्यायवाची शब्दों को कविता ,कहानी में प्रयोग कर सकेगा.</p>	<p>जीवनमूल्य गतिविधि</p> <p>स्वयं को भाग्यशाली मानो</p> <p>छात्र एक उसका रेखा चित्र बनायेंगे जिनके होने से उनके जीवन में खुशहाली आई हो ।और उनके प्रति आभार पूर्ण चार से पाँच पंक्तियाँ भी लिखेंगे।</p> <p>कलात्मक गतिविधि</p> <p>छात्र अपनी कल्पना से कोई ऐसा चित्र बनाएँ जिसमें कोई व्यक्ति, बच्चा या पक्षी मुश्किल में फँसा हो और कहीं से उसको मदद मिल रही हो किंतु मदद करने वाला दिखे नहीं।</p>	<p>भाषायी ज्ञान स्पष्ट वाचन अनुतान –वितान अपठित गद्यांश साप्ताहिक परीक्षा कलात्मक गतिविधि</p>
---	--	---	---

<p>MATH</p>	<p>Division</p>	<p>Each learner will be able to</p> <ul style="list-style-type: none"> Define terms related to division 	<p>Use your answers to guide you to the end of the maze.</p>  <p>Division Maze</p>	<ul style="list-style-type: none"> Art Integration Activities
--------------------	------------------------	---	--	--



- Identification and usage of correct vocabulary words
- Division of 4/5-digit number by 1-digit number
- Division by 10, 100, 1000
- Division of 4/5-digit number by 2-digit number
- Checking multiplication using division
- Checking division using multiplication.
- Formulating rules/properties of division
- Statement questions based on real-life situations

- Division of 4/5-digit number by 1-digit number
- Division by 10, 100, 1000
- Division of 4/5-digit number by 2-digit number
- Check multiplication using division.
- Check division using multiplication.
- Formulate, interpret, & relate the properties and carry out the operation.
- Comprehend the operation and the key terms used and solve questions.

Students have to solve the division question to find the correct path to move ahead.



Riddles: What do you receive when you ask a lemon for help?

Students will solve nine division problems, then use the remainders to

solve a riddle.

- Mental Agility
- Problem Solving Ability
- Work submission (worksheets & notebook work)

EVS


Weather and climate

Difference between, weather, climate and season

- a) Factors affecting weather of a place
- b) water cycle and its importance in nature

- a) demonstrate deductive thinking and give reasons on how different seasons are formed
- b) understand and list out factors responsible for day and night.
- c) differentiate between weather, climate and season
- d) enlist at least four to five factors affecting weather

Fun project: Rain gauge / anemometer



- Research work
- Art Integration Activities
- Analogies
- Assertion and reasoning questions
- Higher Order thinking questions
- keyword check
- Google form

- c) types of precipitation in nature
- d) condensation and its forms-fog, dew, frost
- e) climate and its effects on living beings
- f) crops according to climate

Keywords:

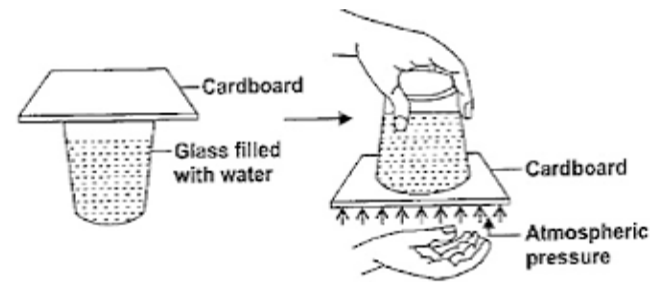

- Weather
- Hail
- Sleet
- Evaporation
- Condensation
- Dew
- Frost
- Humidity
- Arctic
- Frigid
- Torrid

Air

- a) Air and its composition in nature
- b) role of oxygen in combustion

- a) Name the different layers of atmosphere.
- b) represent the composition of air in the form of a pie chart.
- c) state the properties of air
- d) list the applications of air
- e) conduct experiments to show air occupies space, air has weight and air exerts pressure






Experiential learning (with observation sheets): Students will get hands-on experience and gain knowledge on the various properties of air.





- asset based worksheets
- Stem project

	<p>c) Properties of air</p> <ul style="list-style-type: none"> ● air occupies space ● air has weight ● air exerts pressure ● contraction and expansion of air <p>d) Application of air in daily life.</p>			
--	---	--	--	--

December

<p>ENGLISH</p>	<p>COURSEBOOK Dr Dolittle Learns a New Language</p>  <p>Poem [course book] Talk about Caves</p> <p>LITERATURE READER The Boy Who Could Not Finish a</p> <p>USAGE</p>	<p>Each child will be able to</p> <p>read aloud the given text using correct pronunciation</p> <p>comprehend the story while reading the same</p> <p>respond verbally/in writing to questions based on a story or poem heard or read</p> <p>write dictation of words/phrases</p>	<p>Draw any 3 idioms of your choice.</p> <p style="text-align: center;">English Idioms: The Body</p> <div style="display: flex; justify-content: space-around;"> <div style="text-align: center;">  <p><small>All ears</small> A useful explanation.</p> </div> <div style="text-align: center;">  <p><small>Cold shoulder</small> To pay no attention to.</p> </div> </div> <div style="display: flex; justify-content: space-around;"> <div style="text-align: center;">  <p><small>Itchy feet</small> A strong impulse to travel.</p> </div> <div style="text-align: center;">  <p><small>Long arm of the law</small> The far-reaching power of the authorities.</p> </div> </div> <p>Talk about Caves' Think what a cave means to a caveman, a lion, a bat and a boy living in a city.</p>	<p>Weekly test: 09 Dec 2022</p> <p>The Case of the Candy Bandit</p> <p>Yeti</p> <p>Simple past and past continuous tense</p> <p>Marked assessments</p> <p>Dictation-7</p> <p>Vocabulary-7</p>
-----------------------	--	---	--	--

	<p>Simple future and future continuous tense</p> <p>VOCABULARY Idioms</p> <p>LISTENING Listening to a story to recognize sequence</p>	<p>infer meaning from the context and draw conclusions from what they have read.</p> <p>use dictionary to find the meanings of difficult words</p> <p>construct meaningful sentences with at least 5 difficult words.</p> <p>answer some factual and inferential questions</p> <p>recite the poem with correct pronunciation, intonation and pauses.</p> <p>enjoy the poem and its vivid description</p> <p>listen to a story to recognize the sequence</p> <p>use vocabulary words in everyday communication</p>	 <p>Use a graphic organizer to present your findings.</p> <p>Learn 2-4 new words in any other language.</p> 	<p>Comprehension-7</p> <p>Creative Writing-7 (Rubrics: ideas, creativity, sentence structure and organization of thoughts)</p>
<p>HINDI</p>	<p>जन्मदिन के बहाने</p> <p>कालांश 4</p> <p>कुल कालांश 12</p>	<p>प्रत्येक छात्र</p> <p>अपने सहायकों के प्रति अपनी भूमिका को मजबूत करना सीखेगा पाठ में उल्लिखित</p>	<p>अनुभव आधारित</p> <p>क्या होता जब आपके दादा जी आपका जन्मदिन वैसे मनाने की तैयारी करें जैसे उनके माता-पिता उनका मनाते थे तो आपको कैसा लगता । अपने दादा जी</p>	<p>गूगल फॉर्म गूगल डॉक कविता वाचन एवं अनुच्छेद लेखन श्रुतलेख परीक्षा शब्द ज्ञान पठन वाचन (वाक कुशलता)</p>

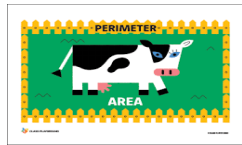
<p>पाठ की व्याख्या, पठन-पाठन, नवीन शब्द, वाक्य रचना एवं प्रश्नोत्तरी गतिविधि</p> <p>मुहावरे</p> <p>कालांश 3</p> <p>भाषा में रोचकता बढ़ाने के लिए मुहावरों का प्रयोग होता है।</p> <p><i>व्याकरणिक बोध</i></p> <p><i>कालांश 3</i></p> <p>अनुच्छेद लेखन श्रुतलेख अपठित गद्यांश, पठन पाठन, कविता वाचन, भाषायी कौशल, व्याकरण अभ्यास पत्र लेखन</p>	<p>जीवन मूल्यों पर चर्चा कर सकेगा।</p> <p>पाठ का पठन-पाठन शुद्ध रूप से कर सकेगा</p> <p>नवीन शब्दों के अर्थ जानकर वाक्य रच सकेगा</p> <p>नवान्य शब्दों को विविध प्रकार से वाक्यों में प्रयोग कर सकेगा।</p> <p>पाठ से जुड़ी मौखिक चर्चा में अपने मतानुसार १-२ वाक्यों से प्रतिभाग कर सकेगा।</p> <p>प्रश्नों के उत्तर स्वयं लिख सकेगा</p> <p>व्याकरण का उपयोग अपने रचनात्मक लेखन में करना सीख सकेगा।</p>	<p>या नाना जी से बातें करते हुए जानें कि उनको जन्मदिन का उत्सव कैसे मनाना अच्छा लगता है।</p> <p>उनके जन्मदिन के लिए एक पुराने गिलास या जेम की बोतल, सुनहरी पट्टी, और मटर के दानों आदि से एक कैंडिल स्टैंड बनाकर उन्हें भेंट करें।</p> <p>जीवनमूल्य गतिविधि</p> <p>विविधता का उत्सव</p> <p>छात्र अपनी दादी, नानी, माँ, बुआ, मामी और मौसी से बात करके जाने कि उन्हें ऐसी कौन सी बात अच्छी लगती है जो उनके परिवार में लगभग सबको पसंद आती हो।</p> <p>सभी के मन की बातें जानकार उनके चित्र के साथ उनके मन की बातों की सूची बनाइए।</p> <p>जैसे- भोजन, कपड़े, देश, संस्कृति, संगीत और भारत के शहर आदि....</p>	<p>भाषायी ज्ञान स्पष्ट वाचन अनुतान-वितान अपठित गद्यांश साप्ताहिक परीक्षा कलात्मक गतिविधि</p>
--	--	---	--

२-३ मुहावरों को किसी कहानी या अनुच्छेद में प्रयोग कर सकेगा |

मुहावरों को जोड़कर एक कहानी लिख सकेगा|

MATH

Perimeter

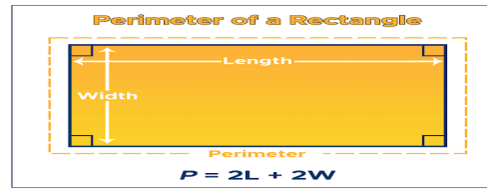


- Define perimeter
- The perimeter of geometric shapes
- Perimeter of circular shapes using thread.
- Perimeter of square using formula
- Perimeter of rectangle using formula

Each student will be able to:

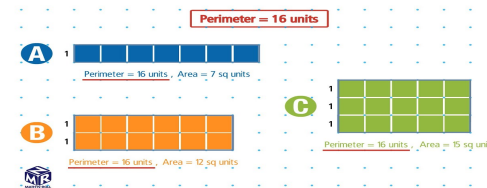
- Define perimeter
- Find perimeter of the shape using its sides
- Find the perimeter of the circular shapes using thread.
- Use formula to find the perimeter of a square.
- Use formula to find the perimeter of a rectangle.

Fastest Finger Fist!



Students measure the sides of their Almanac & Math notebook. They will try to find the fastest method to find the perimeter of a square/rectangle.

Scout Around (Real life connect)



Find two different shapes having the same perimeter.

- Research work

- Art Integration Activities

- Mental Agility

- Problem Solving Ability

- Work submission (worksheets & notebook work)

EVS

Houses

(activity based)

- a) Kinds of houses
- b) Features of a good house
- c) Factors affecting the design of a house
- d) Sourcing raw materials
- e) Architecture
- f) Sustaina

Keywords

- ventilated
- drainage
- architecture
- stilts
- nomads
- tepees
- yurts
- sustainable
- slums
- foundation
- concrete

- a) list at least four to five types of houses
- b) share from real life experience the purpose of a house
- c) enlist at least four to five factors to keep in mind while constructing a house
- d) gain information and communicate research findings about different types of buildings/houses around the world.

develop concern, care and awareness regarding monuments and heritage sites of the country.

identify, appreciate and collect information on the various national symbols .

The wonder monument Taj Mahal: Observe and study from the pictures/ videos of Taj Mahal its architectural magnificence. Also find the symmetry and geometrical patterns of the monument.



Transdisciplinary activity:

Case study: mining activities and its adverse health effects on people and the environment.

Students will be given case study handouts with details.

They will work on the possible remedial measures to save the environment







Activity: Incredible India - travel brochure

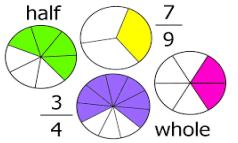
- Research work: historical architectures
- worksheets
- Google forms
- quiz
- reason and assertion based questions



	Things India is known by (activity based)	illustrate creatively and make a travel brochure of the country		
--	--	---	--	--

January

ENGLISH	COURSEBOOK The Governess  Poem [coursebook] I Asked the Little Boy Who Cannot See.  LITERATURE READER Racing The Wind (poem) USAGE	<p>Each student will be able to:</p> <p>read aloud the given text using correct pronunciation</p> <p>comprehend the story while reading the same</p> <p>respond verbally/in writing to questions based on a story or poem heard or read</p> <p>write dictation of words/phrases</p> <p>infer meaning from the context and draw conclusions from what they have read.</p> <p>use dictionary to find the meanings of difficult words</p> <p>construct meaningful sentences with at least 5 difficult words.</p> <p>answer some factual and inferential questions</p>	<p>How do you treat the people who help you?</p> <p>Example</p> <p>Drivers, cleaners, maids, plumbers, sweepers...</p> <p>How do you IMAGINE your own world of colours? Is the sky always blue or white?</p> <p>Is the ocean always blue? Draw and colour 'MY OWN WORLD.'</p>  Press interview Children take up the roles of the characters from the story and answer questions posed by classmates.	Marked assessments – Dictation-8 Vocabulary-8 Comprehension-8 Creative Writing-8 (Rubrics: ideas, creativity, sentence structure and organization of thoughts)
----------------	--	---	---	---

	<p>Modals: <i>can, may</i></p> <p>VOCABULARY Phrasal verb</p>  <p>LISTENING Listening to a story to recognize sequence</p>	<p>recite the poem with correct pronunciation, intonation and pauses.</p> <p>enjoy the poem and its vivid description</p> <p>listen to a story to recognize the sequence</p> <p>use vocabulary words in everyday communication</p>		
<p>HINDI</p>	<p>कालांश -12</p> <p><i>खिड़की मेरे कमरे की</i> कालांश 4</p> <p>पाठ की व्याख्या, पठन -पाठन, नवीन शब्द, वाक्य रचना एवं प्रश्नोत्तरी गतिविधि</p> <p><i>बुलबुलों की गिनती</i> कालांश 4</p> <p>पाठ की व्याख्या, पठन -पाठन, नवीन शब्द, वाक्य</p>	<p>प्रत्येक छात्र - खिड़की के उपयोग पर अनुच्छेद लिख सकेगा।</p> <p>पाठ में उल्लिखित जीवन मूल्यों के प्रति 3-4 वाक्यों में अपना मत प्रकट कर सकेगा ।</p> <p>पाठ का पठन-पाठन शुद्ध रूप से कर सकेगा नवीन शब्दों के अर्थ जान कर वाक्य रच सकेगा</p>	<p>अनुभव आधारित</p> <p><i>उजाले के मायने क्या?</i></p> <p>शाम को घर की खिड़की खोलकर अपने परिवार के साथ खड़े होकर देखें, क्या सूरज किसी को कम ज्यादा रोशनी देता है ? या सूरज की रोशनी पर सबका बराबर अधिकार है। उसके बाद मम्मी-पापा और दादा-दादी से भैया, दीदी से अलग अलग पूछें कि उनके लिए उजाले का मतलब क्या है?</p> <p>सावधान गतिविधि स्वास्थ्य पूरक</p>	<p>गूगल फॉर्म गूगल डॉक कविता वाचन एवं अनुच्छेद लेखन श्रुतलेख परीक्षा शब्द ज्ञान पठन वाचन (वाक कुशलता) भाषायी ज्ञान स्पष्ट वाचन अनुतान -वितान अपठित गद्यांश साप्ताहिक परीक्षा कलात्मक गतिविधि</p>

	<p>रचना एवं प्रश्नोत्तरी गतिविधि</p> <p><i>अनेक शब्दों के लिए एक शब्द</i></p> <p>व्याकरणिक बोध कालांश -3</p> <p>अनुच्छेद लेखन श्रुतलेख अपठित गद्यांश, पठन पाठन, कविता वाचन, भाषायी कौशल ,व्याकरण अभ्यास। पत्र लेखन</p>	<p>नवान्य शब्दों को विविध प्रकार से वाक्यों में प्रयोग कर सकेगा ।</p> <p>पाठ से जुड़ी मौखिक चर्चा में अपने मतानुसार १-२ वाक्यों से प्रतिभाग कर सकेगा।</p> <p>प्रश्नों के उत्तर स्वयं लिख सकेगा।</p> <p>व्याकरण का उपयोग अपने रचनात्मक लेखन में करना सीख सकेगा ।</p>	<p>अपने घर में प्राथमिक उपचार सुरक्षा बॉक्स का निर्माण करें और सुनिश्चित करें कि इस डिब्बे में सबसे महत्वपूर्ण किस चीज का होना रहेगा।</p> <p>यूट्यूब वीडियो देखें</p> <p>https://www.youtube.com/watch?v=o23aPH45LBs</p> <p>जीवनमूल्य गतिविधि</p> <p>https://cutt.ly/LbD8i82</p> <p>उक्त लिंक पर कहानी देखें और कहानी में जो शक्ति ने किया उससे अलग युक्ति जो आपकी अपनी हो उसको लिखकर कक्षा में साझा करें ।</p> <p>रचनात्मक कार्य</p> <p>सोने के हाथ</p> <p>छात्र किसी भी कार्य के लिए ये</p> <p>https://cutt.ly/lbRNIOM</p>	
<p>MATH</p>	<p>Fractions</p>  <ul style="list-style-type: none"> ● Identification and representation of fractions ● Like & unlike fractions ● Addition & subtraction of like fraction ● Comparison of like fractions 	<p>Each student will be able to:</p> <ul style="list-style-type: none"> ● Calculate the required fraction of a given collection. ● Distinguish between like & unlike fractions ● Add & subtract like fraction 	<p>Colour Me!</p> <p>Color by Fraction – Equivalent Fractions</p> <p>$\frac{3}{6} = \frac{1}{2}$</p>	

	<ul style="list-style-type: none"> • Proper , improper & unit fractions • Mixed fractions • Changing improper fraction into mixed fraction and vice versa • Equivalent fraction (pictorial representation) 	<ul style="list-style-type: none"> • Compare and arrange like fractions into ascending/ descending order • Identify & differentiate between proper , improper & unit fraction • Validate a mixed fraction by converting it into improper fraction and vice versa • Change an improper fraction into mixed fraction and vice versa • Find equivalent fraction of a given fraction 	<p>(Research Work)</p>  <p>Draw the flag of 5 countries which have red stripes. Write the fraction that names the red coloured portion (part/parts)</p>	<ul style="list-style-type: none"> • Work submission (worksheets & notebook work)
<p>EVS</p>	<p>India land and climate (activity based)</p> <ul style="list-style-type: none"> • The political divisions • The physical divisions • Type of landforms • types of climate according to landforms <p>Keywords</p> <ul style="list-style-type: none"> • Himalayas • Northern Plains • Fertile • Coast • Plateau • Desert • territories 	<p>a) list different landforms from real life experience</p> <p>b)share features of weather/ climate of different places</p> <p>c)list at least two to three causes of difference in climatic changes</p> <p>d)differentiate between various landforms</p>	<p>An educational quiz- our landforms</p>  <p>Mellifluous ! (Interdisciplinary) audio visual of different language songs and traditional music will be played. Students will Identify the music and the landforms/ states and give a little brief about the place.</p> <p>Project: Project-The young designer club (class presentation)</p>	<ul style="list-style-type: none"> • Google form • Interactive worksheet • MCQ • value based • art based life skill activity • Project-fabric design • Teacher made worksheets • Notebook work

- barren
- islands
- terrain
- topography

**The making of clothes
(project based)**

keywords

- fabric
- cocoon
- synthetic
- infused
- yarn
- handloom
- weavers
- dyeing
- garment
- detergent
- chemicals
- mildew
- naphthalene

a)list different common and basic clothing fabrics and names of dresses

b)distinguish between casual and formal clothing

c)do practical: cut and stitch a fabric

d) experience making a fiber from cotton



A group of five students will conduct a research on a given topic .The given Venn diagram parameters will be taken into consideration to design a dress.The design will be presented in the class.

Art integration: (classroom activity)

- Tie and dye
- Paper mat weaving

- class participation

February/ March

ENGLISH

LITERATURE READER

The Town Mouse and His Country Cousin



Each child will be able to

read aloud the given text using correct pronunciation

comprehend the story while reading the same

JAM session

Learners speak for a minute on ways of life in a village and in the city.

Find ten palindromes and make sentences using those words.

Weekly test:

03 Feb 2022

Dr Dolittle Learns a New Language

USAGE

Adverbs of degree:
comparative and superlative forms

Degrees of Comparison		
	adjectives	adverbs
positive degree	• angry • calm • wonderful	• angrily • calmly • wonderfully
comparative degree	• angrier • calmer • more wonderful	• more angrily • more calmly • more wonderfully
superlative degree	• angriest • calmest • most wonderful	• most angrily • most calmly • most wonderfully

Coordinating conjunctions

VOCABULARY

Palindromes



LISTENING

Listening to a story to recognize the sequence.

respond verbally/in writing to questions based on a story or poem heard or read

write dictation of words/phrases

infer meaning from the context and draw conclusions from what they have read.

use dictionary to find the meanings of difficult words

construct meaningful sentences with at least 5 difficult words.

answer some factual and inferential questions

listen to a story to recognize the sequence

use vocabulary words in everyday communication



The Governess

Modals: can, may

Marked assessments

–

Dictation-9


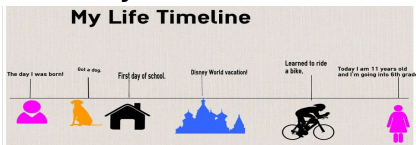

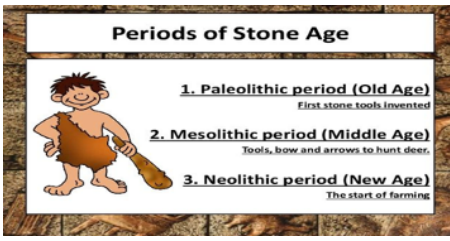
Vocabulary-9

Comprehension-9

Creative Writing -9

(Rubrics: ideas, creativity, sentence structure and organization of thoughts)

<p>HINDI</p>	<p>कुल कालांश १२</p> <p>आसमान की सात सीढ़ियाँ</p> <p>कालांश 4</p> <p>पाठ की व्याख्या,पठन -पाठन,नवीन शब्द ,वाक्य रचना एवं प्रश्नोत्तरी गतिविधि</p> <p>आचार्य चाणक्य</p> <p>कालांश 4</p> <p>पाठ की व्याख्या,पठन -पाठन,नवीन शब्द ,वाक्य रचना एवं प्रश्नोत्तरी गतिविधि</p> <p>कालांश १२</p> <p>व्याकरणिक बोध एवं रचनात्मक लेखन</p> <p>पुनरावृत्ति</p> <p>संज्ञा, मधुप पाठमाला से कविता पाठ</p>	<p>प्रत्येक छात्र कर सकेगा -</p> <p>अपने जीवन के उद्देश्यों की सूची बनाकर एक लेख लिख सकेगा </p> <p>पाठ में उल्लिखित जीवन मूल्यों को अपनी मौखिक चर्चा में प्रयोग कर सकेगा </p> <p>पाठ का पठन-पाठन शुद्ध रूप से कर सकेगा</p> <p>नवीन शब्दों के अर्थ जान कर वाक्य रच सकेगा</p> <p>नवान्य शब्दों को विविध प्रकार से अनुच्छेद में प्रयोग कर सकेगा </p> <p>प्रश्नों के उत्तर स्वयं लिख सकेगा </p> <p>व्याकरण का उपयोग अपने रचनात्मक लेखन में करना सीख सकेगा </p>	<p>अनुभव आधारित</p> <p>छात्र किसी भी छुट्टी का दिन निर्धारित करके सुबह से एक कमरे में रहें लेकिन कुछ भी न करें। भूख लगने पर खाना खायें और अपने मन पर ध्यान दें जो विचार आयें उनको लिखते रहें </p> <p>शाम को वे बातें अपनी माँ से साझा करें और उनके साथ एक सुंदर चर्चा कर जाने एकांत कितना आवश्यक होता है हमारे लिए।</p> <p>अनुसंधान गतिविधि</p> <p>चाणक्य से जुड़े हुए वे तथ्यों की सूची बनाएं जिनको आपने अभी तक सुना नहीं हो </p> <p>इसके लिए छात्र गूगल की मदद ले सकते हैं </p>	<p>गूगल फॉर्म</p> <p>गूगल डॉक</p> <p>कविता वाचन एवं अनुच्छेद लेखन</p> <p>श्रुतलेख परीक्षा</p> <p>शब्द ज्ञान</p> <p>पठन वाचन</p> <p>(वाक कुशलता)</p> <p>भाषायी ज्ञान</p> <p>स्पष्ट वाचन</p> <p>अनुतान -वितान</p> <p>अपठित गद्यांश</p> <p>साप्ताहिक परीक्षा</p> <p>कलात्मक गतिविधि</p>
---------------------	--	---	--	---

<p>MATH</p>	<p style="text-align: center;">Time</p>  <ul style="list-style-type: none"> ● Use of a.m. & p.m ● Time interval ● Recap Revision Worksheets 	<p>Each student will be able to:</p> <ul style="list-style-type: none"> ● Use a.m. and p.m to write the time of day ● Explain why airlines, railways etc. use the 24-hour clock ● Calculate time duration for an activity in hours/minutes 	<p style="text-align: center;">My Life Timelines</p>  <p>Students will think of days in her/his life that were important in her/his personal history. such as brothers or sisters being born, first days of school, and family vacations. Students will create their Life Timelines depicting their history and accomplishments</p> 	<ul style="list-style-type: none"> ● Research work ● Art Integration Activities ● Mental Agility ● Problem Solving Ability ● Work submission (worksheets & notebook work)
<p>EVS</p>	<p>Discoveries that changed the world</p> <p>&</p> <p>Inventions (activity based)</p>	<p>a) List and describe out at least four to five discoveries and inventions</p> <p>b)creatively express knowledge</p> <p>c)explore and identify various inventions</p> <p>d) analyse the history of ancient and modern four wheeler vehicles</p>	<p>Interactive discussion and activities</p> <p>Story teller - Homonids to homosapiens !!</p>  <p>An activity where students will turn into archaeological surveyors- stone age, tools, cave painting rediscovering the anecdotes from the past.</p> <p>students will research a bygone era when scriptures were not available. They will learn about stone paintings and</p>	<ul style="list-style-type: none"> ● Teacher designed worksheets ● Google form ● Interactive worksheet ● MCQ ● value based ● assertion and reasoning ● Online Quiz

	<p>How our villages, towns and country is run.</p> <p>(activity based)</p> <p>Revision work</p>	<p>a) Define key characteristics that makes a place/ city, state</p> <p>b) Identify and list main features of governing bodies at different levels</p> <p>c) Compare and contrast urban and traditional societies</p> <p>d) Articulate the role of government, elected members</p>	<p>archaeological finds that lead to the clues of the culture and life of survivors of the planet.</p> <p>A virtual tour: Journey of wheel !</p> <p>invention of the wheel and its transformation to the modern form.</p> <p>Newspaper activity</p> <p>Role play</p>	<ul style="list-style-type: none"> ● art based life skill activity ● revision worksheets
--	--	--	---	--