




**TAGORE INTERNATIONAL SCHOOL**  
**VASANT VIHAR, NEW DELHI**  
**PARENT SYLLABUS - CLASS V**  
**APR-MAY (SESSION 2022– 2023)**

Subject	Topics To Be Covered/ No. of Periods	Learning Outcome	Activities	Assessment
ENGLISH	<p><b><u>Bridging Classes</u></b></p> <p><b>Heidi : Girl of the Alps</b></p> <p><b>Periods - 5</b></p>  <p><b><u>Coursebook</u></b></p> <p><b>The Crystal Cave</b></p>	<p><b><u>Each child will be able to-</u></b></p> <p>watch the animation Heidi and share their opinion on her life.</p> <p>create an art form based individually or in pairs;</p> <p>find out the word meanings and frame verbal sentences in class;</p> <p>complete a sentence based on a prompt;</p> <p>complete a reading comprehension form;</p> <p>answer factual and inferential questions;</p> <p>make predictions about any given situation,</p>	<p><b><u>Google Classroom (Prior to the offline class)</u></b></p> <p><b>Watch</b> the animation Heidi: <a href="#">Heidi Episode 001 w/ English Subtitles - YouTube</a></p> <p><b>Art work / Digital work:</b> Using any medium such as crayons, water colours, pencil colours or any digital medium such as PPT, Canva, Google Slides, create a beautiful scenery of Heidi's life in the mountains.</p> <p><b>Research / Dictionary work:</b> Find out the word meanings of a few words and write them in the notebook.</p> <p><b>Speaking assignment:</b> The students will discuss what they liked about certain characters from the animation.</p> <p><b>Discuss:</b> Find out about Salt March by talking to your family. Find one fact about this great historical event.</p> <p><b>Dance steps:</b> Learn the steps of the dance by the Nocte Tribe.</p> <p><b><u>Roanbang Dongwah Janchunya Dance by nocte kids - YouTube</u></b></p>	<p><b>Speaking skills</b></p> <p>Use of vocabulary, Fluency, Relevance</p> <p>Pauses and tone</p> <p><b>Writing skills:</b></p> <p>Content, Organization of thoughts,</p> <p>Sentence structure, Coherence of text</p> <p><b>Reading skills:</b></p> <p>Pronunciation, Tone, Expressions, Pauses</p> <p><b>Reasoning skills:</b></p> <p>Intro/conclusion, Justification, Examples</p>

Periods - 7



Literature Reader

The Toda and the Tahr

Periods - 6



Usage

Periods - 6

Naming words specifically  
Abstract Naming words

Spellings

Periods - 2

Reading comprehension

Periods - 2

write in legible handwriting,  
create badges/lamps as a part of  
DIY tasks;  
read the newspaper and find words  
as instructed;

find the difference between action  
and naming word based on context,

sing and perform a song in pair or  
group

read the stories done previously and  
find the naming words,

sort them under categories as learnt.

**Make a salt lamp at home: [DIY Himalayan Salt Lamp | Rock salt lamp | How to make Himalayan salt lamp at home - YouTube](#)**

**Experiment:** Try out food items with sendha salt, rock salt, white salt. Which one tasted the best?

**Experiential class activity:** Students will create a badge for themselves wherein they displayed courage in a particular situation.

**Activity (Related to Lit. Reader)** English linked with Social studies

Read any of the following websites and share at least 2 facts that you found interesting:

**[What is Poaching? - Earth.Org Kids](#)**

**[poaching - Students | Britannica Kids | Homework Help](#)**

**Experiential class activity:** Imagine you are being exported on either a ship/train/airplane/van. What are the emotional, mental and physical hardships that you are going through?

Find the difference between the two sentences and the use of the word 'love' as given in the examples.

**Newspaper activity:** Read the newspaper and underline or highlight one example each of the following naming words - Common, Proper, Collective, Abstract, Concrete

Persuasiveness

**Spellings** ( 10 marks )






Dictation : The Crystal Cave

**Vocabulary** ( 10 marks )

Synonyms and antonyms

**Reading Comprehension**

( 10 marks )

<p><b>HINDI</b></p>	<p>कविता - 'नव इतिहास रचाएंगे'</p>  <p>कविता वाचन, शब्दार्थ, नवीन शब्द, वाक्य रचना, प्रश्नोत्तर कालांश -5 पाठ- मैं हूँ मुंबई</p>  <p>व्याख्या, शब्दार्थ, नवीन शब्द, वाक्य रचना, प्रश्नोत्तर कालांश -6</p>  <p>पाठ - हवा की दुनिया</p>	<p>प्रत्येक छात्र – नए शब्दों के अर्थ स्वयं लिख पाएगा।</p> <p>नवीन शब्दों द्वारा वाक्य रचना कर पाएगा।</p> <p>वातावरण में होने वाले बदलावों को जानकर एक अनुच्छेद लिख पाएगा। मुंबई के बारे में पाँच बातें लिख पाएगा।</p> <p>प्रदूषण रोकने के कम से कम पाँच उपाय स्वयं लिख पाएगा</p> <p>कम से कम चार भाषाएँ एवं उनकी लिपियाँ छाँट पाएगा।</p> <p>नवीन शब्दों को कक्षा में वार्तालाप करते समय प्रयोग कर पाएगा।</p> <p>प्रश्नों के उत्तर स्वयं लिख पाएगा।</p> <p>'र' के विभिन्न रूपों का प्रयोग कर शब्द निर्माण कर पाएगा।</p> <p>100 -120 शब्दों का अनुच्छेद स्वयं लिख पाएगा।</p> <p>6-7 पंक्तियों की कविता स्वयं लिख पाएगा।</p>	<p>समाचार पत्र में से संज्ञा शब्द काट कर लगाना बोर्ड गेम (पर्ची खोलो, चित्र देखो, पहचान बताओ )</p> <p>कलात्मक गतिविधि - विज्ञापन निर्माण गतिविधि मुंबई की इमारतों की खोज एवं पोस्टर निर्माण गतिविधि पोस्टर निर्माण गतिविधि - मेरी हरी - भरी दिल्ली</p>  <p>क्रिया कलाप मेरी आवाज (छात्र सूरज के गुणों की चर्चा कविता के माध्यम से करेंगे। ) मुंबई की प्रसिद्ध भील आर्ट का प्रयोग कर स्वयं का</p>  <p>नोट बनाना गतिविधि रचनात्मक गतिविधि -</p>	<p>कविता वाचन पठन वाचन अनुच्छेद लेखन श्रुतलेख शब्द ज्ञान साप्ताहिक परीक्षा उत्तर पुस्तिका कार्य</p>



व्याख्या ,शब्दार्थ, नवीन शब्द, वाक्य रचना, प्रश्नोत्तर कालांश -7

व्याकरण : नोट का अवलोकन, वर्णों की पहचान, वर्ण विचार, मात्राओं की जानकारी, वर्ण विचार भाषा बोली और लिपि , भाषा से परिचय, गिनती, हिन्दी वर्णमाला, र के रूप, विभिन्न प्रांतों की बोलियाँ, संज्ञा की पहचान, भाव वाचक संज्ञा में शब्दों को बदलना ।  
अनुच्छेद लेखन – यदि हवा न होती तो....  
मेरी मुंबई यात्रा  
श्रुतलेख, अपठित गद्यांश कालांश 9

अनुच्छेद लेखन बीमारियों मुक्त पृथ्वी



अनुभव आधारित शिक्षण - प्राकृतिक नज़ारे को दर्शाती प्रस्तुति


सूर्य नमस्कार गतिविधि -



कविता रचना - मेरा देश मेरी पहचान


# MATH

## Large Numbers (No of periods : 16)



PV charts, Indian and International systems

Ascending and Descending order



Comparison

Predecessor and successor

### Building Numbers

Greatest and Least numbers

Numbers as per the given condition

### Rounding Numbers up to millions place

**Each learner will be able to-**

Draw a place value chart up to millions place

Determine value increase as we move towards the left in the P V chart

Placing , naming periods and inserting commas.

Compute place value and face value of a given number and solve questions based on them.

Compare and order large numbers by applying rules of comparison.

Determine the predecessor and successor of a given number

Build greatest and least numbers using the given digits.


Round the given numbers up to the millions place.

Identify and create different patterns and number patterns.

**Research** - find out facts and collect data on Wildlife Sanctuaries and National Parks of India. Based on the data, write number names in the PV table of both the systems and order these numbers.



**Be their furrever friend** - Slogan writing on saving animals (Use canva/ goconqr)



**Art Integration - Los Numeros** - Compose a song /rap on the importance of large numbers.

### April Acceleration

Observe the odometer of any vehicle and record their readings for a week.

Reading the Odometer



Tabulate this data and round off the numbers at the given places.



Write at least 5 words or sentences that are palindromes. Explore ways of creating

palindromic numbers.

Design Number	Toothpick Pattern	# Toothpicks	# Squares
1		4	1
2			
3			
4			
5			

1. Draw designs #4 and #5. How many toothpicks would you need to create the fourth and fifth design?

2. Complete the table for each design.

- Research work
- Art Integration Activities

- Mental Agility

- Problem Solving Ability

- Work submission (worksheets & notebook work)

- Live Interactive worksheets

- Asset based worksheets

- Value based questions

- Online quiz on key concepts

- Quiz for Recapitulation.

- Practice Worksheets


- Wordwall.com activities

- Crossword

**Patterns**

(No of periods: 12)

Patterns all around us.



Patterns in square

numbers, geometrical shapes and figures

Identify the rule.

Frame a rule for the pattern

Compare and contrast the different patterns.

Identify and frame rules for number patterns.

Create and Design your own patterns using recycled materials

Identify and extend a given pattern

**Toothpick Pattern activity- Experiential**

Create and Design your own patterns using recycled materials and frame rules for it.

**Art Integration - Just**

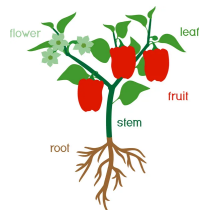
**Extensions** - Drawing inspiration from Lepcha art work, make a card / bookmark and write a thank you note to your family /friends for their support last year when you were confined at home.



**EVS**

**About Plants**

(No of periods : 18)



**Each student will be able to:**

Recapitulate the process of photosynthesis (done in class 4)

Discuss, identify and label the external parts of a plant including the stem, leaves, bud, roots, flowers and fruits.



**Experiential Activity: Creating Oxygen**

Learning about the process of photosynthesis with the help of simple experiments.

Research work

Art Integration Activities

Graphic Organizer

Written Assignments  
Observation sheets/Activity Sheets based on Experiential Learning

Analogies

Recap about Plants

Structure of the parts of plant

Functions of the parts of a plant

Parts of plants:

Roots – tap root, fibrous root, aerial roots



Stem – xylem, phloem

Leaf – structure of a leaf



Analyze, explain and evaluate the functions of the different plant parts

Identify and label the parts of a flower

Analyze the role of pollinators and dispersal agents

Explore, open, touch and identify each part of the seed.

Label the parts of the seed & list its functions

Identify the conditions necessary for germination

Predict what would happen to the plant if the conditions necessary for germination are not fulfilled.

sequence the events in suitable order – germination

Observe changes from a seed to a plant

Identify the stages of the Plant Cycle

Differentiate between trees, shrubs & herbs.

### My Unique Plant



Collecting different parts of the plants which we eat every day and using their creativity to design and label the parts of the new plant.

### Life Cycle Plates



**Plant Painting:** Instead of a paintbrush, invite children to paint with parts of plants such as flowers, stems or twigs.

### Gulabari ( Art Integration )

Making eco-friendly paints from flowers and then using them for Madhubani art work

**Herb Garden:** Plant an herb garden with the class. They can write about how the herbs look, feel, smell, sound and taste

Hibiscus Hibiscus: Who is the prettiest of all?

One sentence strategy

Asset-based worksheets

Work submission (worksheets & notebook work)

Live Interactive worksheets

Value-based questions

Online quiz on key concepts

Quiz for Recapitulation.

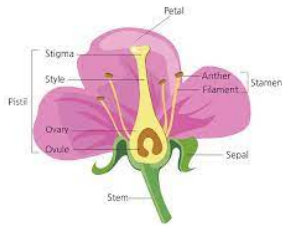
Practice Worksheets

Wordwall.com activities

Case Study

Crossword

Flower – the structure of a flower



Fruit

Seed – monocot, dicot seeds

Germination and dispersal of seeds

Types of plants:

Annual, biennial, perennial, shrubs, herbs, trees, climbers & creepers



Demonstration using Hibiscus Flower followed by a discussion and modelling by children

### Seediology

Step 1:

Students will bring soaked kidney beans, peas & chickpea.

They will explore the parts and functions of the seeds in pairs.

Make the entry of their observation in the activity sheet.

Step 2:

Dissect the soaked seeds to observe the structure of the seeds and understand their functions.

### Where will the arrow go?



Using the arrows, learners will try to identify a best possible relationship between the components of nature.

(Analyse, Spatial)



## Interdependence in Nature

(No of periods : 10)

Biotic & abiotic components

Interaction between the components of the ecosystem

Interdependence of plants on animals and vice versa

### Food Chain



Identify the biotic and abiotic components of the environment.

Analyze the relation between biotic and abiotic components.

Compare & contrast between biotic & abiotic components.

Correlate the dependency between plants & animals

Compare and contrast the relationship between

a) Plants and animals

b) Biotic and abiotic components

Evaluate and synthesize the given food chain

Efficiently draw a web chart to display the elements of the environment

Enable them to express/ suggest at least one idea on how to save the ecosystem

## Food chain stacking cups



Class is divided into three groups according to the roll no. Each group depicts the food chain from different ecosystems on disposable cups. Group blue – water Group white – air Group green – land

## Oh Deer! Find me a place to survive!!



A simple Jam board activity where students will depict how animals' needs for survival are met and what happens when they are not.





**TAGORE INTERNATIONAL SCHOOL  
VASANT VIHAR, NEW DELHI  
SYLLABUS - CLASS V**

**OCTOBER- MARCH (SESSION 2022– 2023)**

**OCTOBER**

Subject	Topics To Be Covered/ No. of Periods	Learning Outcome	Activities	Assessment
ENGLISH	<p><b>Coursebook</b> ( 4 classes )</p> <p>Raoul The Owl</p> <p>Ice Golawalla</p> <p><b>Usage</b> ( 3 classes )</p> <p>Modals</p> <p><b>Vocabulary</b> ( 2 classes )</p> <p>Recipe and usage of appropriate words</p> <p>cut, chop, spread, creamy, hot, etc.</p>	<p><b>Each child will be able to-</b></p> <ol style="list-style-type: none"> <li>1. read aloud the given text using correct pronunciation</li> <li>2. paraphrase events orally/in writing</li> <li>3. cite personal experiences to connect to the text</li> <li>4. appreciate friends / peers through a card / a thank-you note.</li> <li>5. differentiate between characters using a Venn diagram</li> <li>6. use modals to write a recipe</li> <li>7. reason/predict/justify factual and inferential questions based on hypothetical situations</li> </ol>	<p><b>Donning the Hat</b></p> <p>In 5 – 7 steps, write a recipe of any dish, dessert, or a beverage using modals and the vocabulary you have learnt. You may take help from any elder in your house if you need to use fire / sharp objects. Upload a short video on Google Classrooms explaining the same. You can also wear a chef's hat and apron.</p> <p><b>Video</b></p> <p>Watch and listen to the animation of the poem for poetry appreciation.</p> <p><b>Read</b></p> <p>A newspaper article on street food and its addiction and effects. Find out any 2 pieces of information that you did not know earlier.</p> <p><b>New Pathways Workbook</b></p> <p>Page 59-60 (Modals)</p>	<p><b>Skills -</b></p> <ol style="list-style-type: none"> <li>1. Responding appropriately by listening attentively to instructions, stories and / or poems, participating in class discussions.</li> <li>2. Use of appropriate and varied vocabulary while reading and reciting poems with fluency and rhythm.</li> <li>3. Writing content in an organized manner and maintaining the sentence structure, reasoning with examples and anecdotes, providing valid justification.</li> </ol> <p><b>Marked assessments –</b></p> <ol style="list-style-type: none"> <li>1. Reading comprehension</li> <li>2. Vocabulary</li> <li>3. Spellings</li> <li>4. Art integration</li> </ol>

## HINDI

पाठ- उम्मीद  
नवीन शब्द  
प्रश्नोत्तर  
वाक्य रचना



देश प्रेम और सेनाओं में  
कार्य करने वालों की  
भावनाओं को प्रदर्शित  
करने वाली चर्चा करेंगे ।  
कालांश 5

### कौशल

पठन, बोधात्मक  
विचारात्मक  
शोधात्मक रचनात्मक  
कल्पनात्मक  
शब्द ज्ञान  
पी.वी.सिंधु



नवीन शब्द  
प्रश्नोत्तर  
वाक्य रचना

कालांश 5

### कौशल

## प्रत्येक छात्र

पाठ से जुड़ी तार्किक चर्चा में अपना एक  
विचार प्रकट कर सकेगा।

देश प्रेम, आशावादी नज़रिये, समर्पण  
बलिदान जैसे भावनात्मक ४-५ शब्दों की  
सूची बना सकेगा।

थल सेना अधिकारियों के क्रमबद्ध पदों तथा  
परमवीर चक्र प्राप्त दस सेनानियों की नाम  
सूची बना सकेगा।

पाँच नवीन शब्दों का प्रयोग कर वाक्य रचना  
कर पाएगा

खेल भावना, अनुशासन, लगन और श्रम का  
विकास जैसे भावों पर मौखिक चर्चा कर  
सकेगा।

पाठ में आने वाले व्याकरणिक शब्दों को  
पहचान कर रेखांकित कर सकेगा।

दैनिक कार्यों के साथ खेलना कितना  
आवश्यक है ६०-९० शब्दों का लेख लिख  
सकेगा

क्रिया विशेषण शब्दों का उचित प्रयोग  
कविता में कर सकेगा।

५-८ विशेषण शब्दों की सूची बना पाएगा।

## अनुभव आधारित



किसी शाम घर के अंदर बैडमिंटन खेल को खेल कर  
देखें और क्या परेशानी आ रही है उसको महसूस कर  
घर के बाहर खेले जाने वाले खेलों के लिए खेल के  
मैदान होना कितना जरूरी है एक 70 शब्दों की रिपोर्ट  
तैयार कीजिए।

## जीवनमूल्य गति०

अपने दादा-दादी या नाना-नानी से उम्मीद पाठ से जुड़ी  
चर्चा कीजिये और उसके बाद आपको अपने द्वारा पूछे  
गये प्रश्नों में से कौन से प्रश्न अच्छे लगे और उनके  
उत्तर लिखकर कक्षा में सुनाइये।

### संगीतमय गतिविधि-

वीर सैनिकों को समर्पित एक गीत।

### कलात्मक गतिविधि

वचन संबन्धित एक तालिका निर्माण।

पी.वी. सिंधु के लिए एक टी शर्ट का निर्माण।



गूगल फॉर्म  
गूगल डॉक  
कविता वाचन एवं अनुच्छेद लेखन  
श्रुतलेख परीक्षा  
शब्द ज्ञान  
पठन वाचन  
(वाक कुशलता )  
भाषायी ज्ञान  
स्पष्ट वाचन  
अनुतान -वितान  
अपठित गद्यांश  
साप्ताहिक परीक्षा  
कलात्मक गतिविधि

पठन, बोधात्मक  
विचारात्मक  
शौधात्मक रचनात्मक  
कल्पनात्मक  
शब्द ज्ञान

क्रिया-विशेषण एवं वचन  
कालांश 3

क्रिया एवं क्रिया विशेषण  
में अंतर\_ उनकी पहचान  
और प्रयोग करना

,बताना।  
जो शब्द किसी काम का  
करना या होना बताना

वचन के माध्यम से  
संज्ञा के एक और अनेक  
रूपों में बदलाव को  
समझना।

श्रुतलेख, अनुच्छेद  
,अपठित  
गद्यांश, कविता वाचन

कालांश 10




### भाषा कलात्मक गति०

छात्र दिए गये लिंक पर सुलेख यानी कि कैलीग्राफी  
आर्ट देखकर वर्ण लिखने का अभ्यास करें फिर  
पी.वी.सिन्धु पाठ से पाँच से सात शब्दों को कैलीग्राफी  
में अपनी नोटबुक में लिखें।

<https://cutt.ly/HbFc4Cp>

कैलीग्राफी का उदाहरण



**MATH**

**Introduction to  
Fractions**

(23 periods)

Identification and  
representation of  
fractions

**Each learner will be able to :-**  
Calculate the required fraction of a given  
collection.

Read and name a fraction

**Explore - Draw / use origami sheets to show  
your creativity with fraction Pictionary**



(Kinesthetic,  
spatial,  
intrapersonal,  
logical)

- Research work
- Art Integration Activities
- Mental Agility
- Problem Solving Worksheets
- Work submission (worksheets & notebook work)
- Live Interactive worksheets

Read and name a fraction


Types of fractions

Equivalent fractions

Identify and classify fractions as Proper Improper, like, unlike and unit fractions

Calculate equivalent fractions of a given fraction


**Art Integration and Experiential Learning – Clay Modeling for fractions.**



Creating own models to depict different fractions and their equivalents.

**Picture Perfect (art of fractions) Interdisciplinary**

Using your imagination, create animal figures using fractions.



- Asset based worksheets
- Value based questions
- Online quiz on key concepts
- Quiz for Recapitulation
- Practice Worksheets
- Wordwall.com activities
- Crossword Puzzles
- What Number Am I?

**EVS**

**British Rule in India (11 pds)**



The European Traders and their settlements in India  
British taking charge (English East India Company)

**Each student will be able to :**



Each child will be able to:

Explain how the British established their rule in India.

List the consequences of British rule on some of the sections of Indian society.


**Freedom docket :**

**Visual timeline** Have students create icons for the important events between 1498 till 1857

**ART INTEGRATION**  
**Trade & Spices (Culinary Art)**



**Identifying various spices that lured the British to India. Select a spice from your kitchen and trace its origin followed by finding the route of the traders on the map. (Observational, Analyse, Application)**



Research work

Art Integration Activities  
- Role Play

Graphic Organizer  
Written Assignments

Factors that led to the rise of the British empire in India.

How British started ruling in India  
(Timeline)

### **The Indian Awakening (12 pds)**

The revolt of 1857  
Social Problems in India  
Social reformers  
The Indian National Congress

The Swadeshi Andolan  
  
Revolutionaries,  
Moderates and  
Extremists

Create a timeline depicting the important events between 1498 till 1857.

Mark and label the settlements in India on the Indian Political Map.

Mark and label the most important centres of the British trading centres in India.

List the various social reformers and research about their contribution to society.

Contribution of Mahatma Gandhi in freedom struggle

Beginning and the growth of the national movement

Analyze the role of moderates, revolutionaries and extremists

Discuss and interpret the reasons that led to the formation of INC and Swadeshi Andolan.

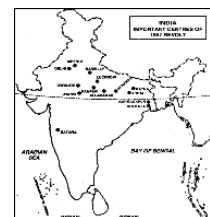
Point out the aims of INC

List the contributions of Lal-Bal-Pal in the Indian freedom struggle.

### **Interdisciplinary Activity: Scroll it up :**



Depicting the timeline of how the British started expanding their rule in India on a scroll made out of old newspapers. Learners will find out the numbers from the newspaper and use them to complete their timeline.  
(Application, Interpersonal)



### **Map Work**

Learners will mark and label various important historical events on the Indian Political Map

### **Experiential Learning: Life of Jhansi ki Rani**

Research work on the life of Rani Lakshmi Bai and other famous female leaders who helped India in its freedom

### **ART INTEGRATION**

#### **Write history :**

Have students recreate a time in history and include themselves in that era.

Create an interesting conversation and record a 2 min video.

( analyze , interpersonal)

Analogies  
One sentence strategy

Asset-based worksheets

Work submission (worksheets & notebook work)

Live Interactive worksheets

Value-based questions

Online quiz on key concepts

Quiz for Recapitulation.

Practice Worksheets  
Wordwall.com activities  
Case Study  
Crossword



### ART INTEGRATION



#### **Katputli ki kahani**

Prepare puppets of different leaders connected to the revolt of 1857 and weave a story through this.

( individual activity )

struggle. Create a brochure depicting their contributions.

(Logical, Verbal linguistic)

#### **CAMPAIGN MODEL :**

##### **Social Reformers**

##### **(Leaflets)**



Designing foldable leaflets using CANVA depicting the contributions of various social reformers in India.

(observe, application, spatial)

#### **Virtual Visit to Amritsar**





<https://www.youtube.com/watch?v=pFFTZHxD8xA>

Using the link, learners will see the Jallianwala Bagh and relate it to the massacre it had witnessed many years ago.  
(Observe, analyze)

## NOVEMBER

Subject	Topics To Be Covered/ No. of Periods	Learning Outcome	Activities	Assessment
ENGLISH	<p><b>Coursebook</b> ( 3 classes ) Grandpa's Tree</p> <p><b>Literature Reader</b> ( 2 classes ) Anansi and the Snake</p> <p><b>Usage</b> ( 4 classes ) Prepositions Apostrophe</p> <p><b>Vocabulary</b> ( 3 classes ) FANBOYS</p>	<p><b>Each child will be able to-</b></p> <p><b>read aloud</b> the given text using correct pronunciation</p> <p><b>paraphrase events</b> orally/in writing</p> <p><b>cite</b> personal experiences to connect to the text</p> <p><b>reason/predict/justify</b> factual and inferential questions</p> <p><b>watch and appreciate</b> African tales of Anansi</p> <p><b>differentiate</b> between use of apostrophe in a context</p> <p><b>spell</b> words for a class dictation</p> <p><b>explain</b> the use of and <b>frame</b> sentences with each of the FANBOYS</p>	<p><b>Experiential Learning (Individual work)</b> <b>My family, strongest!</b> Learners draw a family tree - <a href="#">Pinterest</a> and write qualities of at least 5-6 members. On the trunk of the tree, they will write the title : My family, strongest! They may colour each circle in different colours.</p> <p><b>Chronology (Group work)</b> Write the events that happened in the story, chronologically. Complete this task as a group. Refer the text and write the main points.</p> <p><b>Watch and listen</b> Prepositions song and a video on the use of apostrophe</p>	<p><b>Weekly test: 25<sup>th</sup> November, 2022</b></p> <ol style="list-style-type: none"> <li>1. Raoul the Owl</li> <li>2. Grandpa's Tree</li> <li>3. Apostrophe</li> </ol> <p><b>Skills -</b></p> <ol style="list-style-type: none"> <li>1. Responding appropriately by listening attentively to instructions, stories and / or poems, participating in class discussions.</li> <li>2. Use of appropriate and varied vocabulary while reading and reciting poems with fluency and rhythm.</li> <li>3. Writing content in an organized manner and maintaining the sentence structure, reasoning with examples and anecdotes, providing valid justification.</li> </ol> <p><b>Marked assessments –</b></p> <ol style="list-style-type: none"> <li>1. Spellings</li> <li>2. Vocabulary</li> </ol>

HINDI

शिष्टाचार :



व्याख्या, शब्दार्थ, नवीन शब्द, वाक्य रचना, प्रश्नोत्तर कालांश 5

बाल कवि सम्मेलन



:व्याख्या, शब्दार्थ, नवीन शब्द, वाक्य रचना कालांश 5

व्याकरण :मुहावरे

,अनेक शब्दों के लिए एक शब्द, औपचारिक पत्र, अनुच्छेद लेखन, श्रुतलेख, अपठित गद्यांश, पठन पाठन

प्रत्येक छात्र -

नए शब्दों के अर्थ लिख पाएगा। अपने विचारों को 3-4 वाक्यों के माध्यम से बता पाएगा।

वाक्य रचना कर पाएगा।

स्वरचित हास्य कविता लिख पाएगा।

80-90 शब्दों का संवाद खुद लिख पाएगा।

पाँच मुहावरों द्वारा वाक्य रचना कर पाएगा।

नवीन शब्दों को कक्षा में वार्तालाप करते समय प्रयोग कर पाएगा।

प्रश्नों के उत्तर खुद लिख पाएगा।

निर्धारित शब्द सीमा का प्रयोग कर अनुच्छेद स्वयं लिख पाएगा।

एक औपचारिक पत्र स्वयं लिख पाएगा।

मेरा समाचार पत्र गतिविधि

मुहावरों का प्रयोग कर एक समाचार पत्र का निर्माण करें।

**बोर्ड गेम:** मुहावरों का प्रयोग कर एक बोर्ड गेम बनाना

कलात्मक गतिविधि

पाँच नवीन शब्दों का प्रयोग कर एक हास्य कविता का निर्माण करना।



वर्ली आर्ट का प्रयोग कर

शिष्टाचार का महत्व शीर्षक के पोस्टर का निर्माण करें।

**अनुच्छेद लेखन**

मनुष्य में यदि शिष्टाचार नहीं होता

....

एक आदर्श छात्र के गुण ....

**रचनात्मक गतिविधि**

मुहावरों का प्रयोग कर एक कहानी, कविता या रैप गीत का निर्माण करना। अच्छी संगति से व्यवहार परिवर्तित

गूगल फॉर्म  
गूगल डॉक  
कविता वाचन एवं अनुच्छेद लेखन  
श्रुतलेख परीक्षा  
शब्द ज्ञान  
पठन वाचन  
(वाक कुशलता)  
भाषायी ज्ञान  
स्पष्ट वाचन  
अनुतान-वितान  
अपठित गद्यांश  
साप्ताहिक परीक्षा  
कलात्मक गतिविधि

,कविता वाचन, भाषायी  
कौशल  
कालांश 12

हो सकता है । कॉमिक स्ट्रिप तैयार करें।

### संगीतमय गतिविधि

कविता वाचन ,गीत गायन

### विषय संवर्धन गतिविधि

बाल कवि सम्मेलन के आयोजन की सूचना लिखकर ए 4 आकार के कागज़ पर चिपकाएँ ।

### अनुभावात्मक अधिगम

अपने मित्र और अपने गुणों की सूची बनाइए ।



अपने घर में काम करने वाले सहयोगियों की मदद करके आपको

कैसा लगा अनुभव के आधार पर लिखिए ।

**MATH**

**Fractions (continued)**  
(22 pds)

Fraction in lowest terms

Comparing and ordering unlike fractions

Addition and subtraction of unlike fractions

Addition and subtraction of mixed fractions

**Symmetry** (10 pds)

Symmetry in daily life

**Each learner will be able to :-**

Simplify a fraction to lowest terms using any method

Compare and arrange unlike fractions into ascending and descending order

Add and subtract unlike fractions & mixed numbers

Apply knowledge to everyday situation

Draw and identify symmetrical objects/ shapes.

**Interdisciplinary - What's cooking !!**  
**Experiential learning - Art Integration**  
**Foodie Fractions - Recipe with Fractions**



Using fractions, adjust the amount of ingredients required as per the recipe.

**Double Trouble !**

Prepare a simple recipe of your choice for 2 people. Alter this recipe for 4 people and make a foldable to write the amounts of ingredients used in it.

(Logical, Intrapersonal, kinaesthetic)

**Foodie Fractions**

**Yogurt Dip**

5/2 cups plain yogurt  
1 tsp. dried dill  
1/2 tsp. salt  
1/2 tsp. lemon juice  
1/8 cup olive oil  
1 clove garlic, minced  
1 colander  
4 coffee filters, paper

**Fractions and Proportions Recipe Project**  
Changing ingredients and recipes: use fractions and

**Fractions with Oreo Cookies**

Copyright © 2012 by Education.com  
Recipe found at: <http://www.education.com/recipes/recipe/101>

Measurement	x	1/4	1/2	Ingredient
5/2	—	cups	cups	plain yogurt
1	—	tsp.	tsp.	dried dill
1/2	—	tsp.	tsp.	salt
1/2	—	tsp.	tsp.	lemon juice
1/8	—	cup	cup	olive oil
1	—			garlic clove

© 2012 Education.com

**Experiential learning**

**It's Cookie Time !!-** learners explore different fractions using cookies and calculate and depict their equivalents as well.

**Weekly Test on 11.11.22**  
**Perimeter and Area**  
**Introduction to Fractions**

PSA and MA

Statement questions on perimeter and area of a square and rectangle  
Graph work on perimeter and area.  
Identification and representation of fractions

Read and name a fraction

Types of fractions

Equivalent fractions

Real life application statement questions

HOTS questions on all the topics covered.

- Research work
- Art Integration Activities
- Mental Agility
- Problem Solving Worksheets
- Work submission (worksheets & notebook work)
- Live Interactive worksheets
- Asset based worksheets


Axis of symmetry

Symmetry in geometrical shapes, numerals & English capital alphabets

Draw horizontal/ vertical line of symmetry

Identify numerals/ capital English alphabets/ geometric shapes with line/lines of symmetry.

**Tissue Paper Candle Votive - Light It Up !!**



Turn empty jars into pretty glowing decorations. Create scene by cutting out symmetrical shapes in different colored/different types of paper and glue onto the glass jar. Illuminate it by the light of a candle that sits inside the jar.


**SYMMETRICAL SNOWFLAKE ACTIVITY**

**Snowflake Symmetry**

Create a symmetrical snowflake with two different colors.

**Experiential learning – Snowflake symmetry !!**

Create and Design a symmetrical snowflake and continue the pattern using craft sticks .



- Value based questions
- Online quiz on key concepts
- Quiz for Recapitulation
- Practice Worksheets
- Wordwall.com activities
- Crossword Puzzles
- What Number Am I?

**EVS**

**India Wins Freedom (18 pds)**

Jallianwala Bagh Massacre

Non-cooperation Movement


Civil Disobedience movement

Quit India Movement

Partition of India

Highlight the role of Sardar Vallabhai Patel in bringing the country


**Each student will be able to**



Outline the major events happened during the struggle for Indian Independence


**Statue of Unity**

Think of what would happen if we remove The Iron Man from the Freedom Struggle of India?




**Great Leaders**

**Experiential Learning: (Theatre)**



Character portrayal of famous Indian leaders who led the freedom struggle.



**Weekly Test - 18**

**November, '22**

**India and the World**

- Important latitudes
- Important longitudes

together after Independence.  
Justify the importance of Non-violence in life.  
Focus on the ideals of Mahatma Gandhi

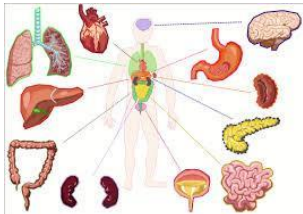


**Some Organ System**

(3 pds)

Circulatory system

Excretory system



**Organ system that help us move**

(11 pds)

Skeletal system

- Explain the causes and consequences of the Jallianwala Bagh massacre.
- Analyse the rise of various movements and list the reasons for their failure.

a) Non-cooperation Movement  
Trace the events which helped India attain freedom.

- List the functions of various organs in our body.
- Name the organs involved in a specific organ system.
- Explain the functioning of organ systems in our body.
- Suggest ways to keep our organ systems healthy.
- Design simple models/conduct experiments to explain the functioning of the organ systems.
- Differentiate between types of joints & muscles.

(Kinesthetic, intrapersonal)

Role play  
**(KINESTHETIC)**



**Let's get rolling: Gond Art Form**

Depict the timeline using the Gond art form visual art form of Madhya Pradesh.

**Tracing the Trail (Weaving/Handloom)**



<https://gandhiashramsabarmati.org/en/visitor-information/ashram-virtual-tour.html>

Visiting the Sabarmati Ashram and exploring some of the artifacts used by Mahatma Gandhi.

Relating Khadi (textile) with concepts of self-reliance and self-governance. Learners will share their research work on Khadi in the form of a report. (Spatial intelligence, Intrapersonal intelligence)

**Experiential Learning Inventions!**

Learners will make a simple model/conduct simple experiments



- How to tell the latitudes and longitudes of a place ( as done in the class )
- Define the word grid and coordinates
- Heat zones
- Labelling of latitudes / Heat zones / longitudes

**The Start of British Rule in India**

**The Indian Awakening**

Revolt of 1857

Causes, Effects and Consequences  
Reasons for failures

Crossword puzzles

Debate

Asset based forms:

MCQ

Short answers

Match the following  
Analogy

HOTS questions



Discussion forums

Open ended questions

Research work

Art Integration Activities

Graphic Organizer  
Written Assignments  
Observation sheets/Activity Sheets based on

		<p>explaining the organ systems. (Kinesthetic, Application) <b>Sculpture in Indian subcontinent (Art Integration)</b></p>  <p>Introduction to the evolution of sculpting in India and its various forms. Using clay to depict a part of the skeletal system and label the important bones.</p> <p><b>Experiential Learning: Robotic Arm</b></p>  <p>Creating an articulated hand to understand the relationship between bones and muscles. (spatial, logical, kinesthetic)</p>	<p>Experiential Learning</p> <p>One sentence strategy</p> <p>Asset-based worksheets</p> <p>Work submission (worksheets &amp; notebook work)</p> <p>Live Interactive worksheets</p> <p>Value-based questions</p> <p>Online quiz on key concepts</p> <p>Quiz for Recapitulation.</p> <p>Practice Worksheets Wordwall.com activities Case Study</p>
--	--	--	--

## DECEMBER

Subject	Topics To Be Covered/ No. of Periods	Learning Outcome	Activities	Assessment
ENGLISH	<p>Coursebook ( 3 classes )</p> <p>Sir Lawley's Ghost</p> <p>Literature Reader ( 2 classes )</p> <p>Hide and Seek</p> <p>Usage ( 4 classes )</p> <p>Reported speech</p> <p>Vocabulary ( 2 classes )</p>	<p><b>Each child will be able to-</b></p> <p><b>read aloud</b> the given text using correct pronunciation</p> <p><b>recite</b> the poem with correct rhythm and intonation</p> <p><b>paraphrase events</b> orally/in writing</p> <p><b>reason/predict/justify</b> factual and inferential question</p> <p><b>list</b> problems that one faces in games that we play as children</p>	<p><b>Analyse / Deduce</b></p> <p>Who won the scaring game, Rohan or Arjun? Give reasons for your choice citing examples from the story.</p> <p><b>Experiential (Individual work)</b></p> <p>Usually ghost stories terrify their readers. What feelings does this story evoke in you? List the reasons and discuss with your class.</p> <p><b>ILink! ( Group work)</b></p>	<p><b>Skills -</b></p> <ol style="list-style-type: none"> <li>Responding appropriately by listening attentively to instructions, stories and / or poems, participating in class discussions.</li> <li>Use of appropriate and varied vocabulary while reading</li> </ol>

Linking words

- Not only but also
- Neither...nor...
- Either...or...

**Spellings** ( 2 classes )  
Words with -ory/-ary/-ery

**transform** sentences using reported speech  
**pronounce** words with -ory/-ary/-ery  
**use** linking words in a text / to frame sentences

For the complete duration of your English class, talk using only the linking words you have learnt.  
Example –

- Not only** do I wish to fill my water bottle, **but I also** wish to use the restroom. May I be excused, ma'am?
- Neither** did I see the video **nor** did I read the book. I apologise.

**New Pathways Workbook**  
Page 48-50 ( Speech )

and reciting poems with fluency and rhythm.  
3. Writing content in an organized manner and maintaining the sentence structure, reasoning with examples and anecdotes, providing valid justification.  
**Marked assessments –**

- Spellings
- Vocabulary
- Reading comprehension

**HINDI**

गिरगिट का सपना



व्याख्या,  
शब्दार्थ, नवीन शब्द,  
वाक्य रचना,  
प्रश्नोत्तर  
कालांश 5  
मेरे देश की धरती




व्याख्या ,

प्रत्येक छात्र –  
नए शब्दों के अर्थ लिख पाएगा ।  
पाँच शुद्ध वाक्य लिख पाएगा ।  
अपने विचारों को ३-४ वाक्यों के माध्यम से बता पाएगा ।  
देशभक्ति की एक कविता लिख पाएगा ।  
काल्पनिकता के आधार पर जानवरों के बीच संवाद लिख पाएगा ।  
३-४ मौखिक प्रश्नों के उत्तर दे पाएगा ।  
एक अनुच्छेद स्वयं लिख पाएगा ।  
कोई चार विराम चिह्न पहचान कर उनका वाक्यों में प्रयोग कर पाएगा ।

क्रियात्मक गतिविधि  
गिरगिट के जीवन काल की जानकारी की प्रस्तुति तैयार करना ।

कलात्मक गतिविधि





अपने रोचक सपने को कॉमिक स्ट्रिप्स के माध्यम से बताइए।

**रचनात्मक गतिविधि**

क्या होता यदि हमें सपने

गूगल फॉर्म  
गूगल डॉक  
कविता वाचन एवं अनुच्छेद लेखन  
श्रुतलेख परीक्षा  
शब्द ज्ञान  
पठन वाचन  
(वाक कुशलता )  
भाषायी ज्ञान  
स्पष्ट वाचन  
अनुतान –वितान  
अपठित गद्यांश  
साप्ताहिक परीक्षा  
कलात्मक गतिविधि



	<p>शब्दार्थ, नवीन शब्द ,वाक्य रचना</p> <p>कालांश 5</p> <p>व्याकरण :</p> <p>समभिन्नार्थक शब्द,विराम चिह्न</p> <p>अनुच्छेद लेखन , श्रुतलेख ,अपठित गद्यांश,</p> <p>पठन पाठन ,कविता वाचन, भाषायी कौशल</p> <p>कालांश 12</p>		<p>हीं आते .....पंक्ति को आगे बढ़ाकर अपने विचार लिखिए ।</p> <p><b>संगीतमय गतिविधि</b></p> <p>देशभक्ति गीत गायन</p> <p>अनुभावात्मक अधिगम</p>  <p>भारत के मानचित्र को रंगों से बनाना उस पर नदियों को रेखांकित करना ।</p>	
<p><b>MATH</b></p>	<p><b>Basics of Geometry</b></p> <p><b>Geometrical Shapes</b> (10 pds)</p> <p>Plane and point Line, line segment and ray (OS, TS)</p> <p>Parallel, perpendicular and intersecting lines (OS, TS)</p> <p><b>Angles</b> (12 pds)</p>	<p><b>Each learner will be able to :</b></p> <p>Identify plane, point, line, line segment, intersecting and parallel lines, angles around us</p> <p>Name all exterior and interior points on a plane</p> <p>Construct line,</p>	<p><b>Shape it up !</b> Using matchsticks / toothpicks/any available materials -</p> <p>(a) make different shapes and identify the types of angles.</p> <p>(b) Label the angles and classify them.</p> <p><b>Experiential Learning - Abstract Angle Art</b></p> <p>Grab a pencil, paper, a compass, a protractor, and a ruler and follow the directions to make your abstract art! Be creative.</p> 	<p><b>Weekly Test on 9.12.22</b></p> <p><b>Fractions and Symmetry</b></p> <p>PSA and MA</p> <p>Fraction in lowest terms</p> <p>Comparing and ordering unlike fractions</p> <p>Addition and subtraction of unlike fractions</p> <p>Addition and subtraction of mixed fractions</p> <p>Symmetry in daily life</p> <p>Axis of symmetry</p> <p>Symmetry in geometrical shapes, numerals &amp; English capital alphabets</p> <p>Real life application statement questions</p> <p>HOTS questions on all the topics covered.</p>

Types of angles  
(OS, TS, RS)

Measurement  
and Construction of  
different angles  
(TS, RS)

line segment and angles, measuring  
angles.

Name all exterior and interior angles.

Drawing various angles and classifying  
them.

### Experiential Learning -

#### Toys From Trash !!

Fold your paper to  
make your own  
protractor!



Paper Protractor

- Research work
- Art Integration Activities
- Mental Agility
- Problem Solving Worksheets
- Work submission (worksheets & notebook work)

EVS

### Muscular system

(10 pds)

Nervous system

(8 pds)

1. Parts of a brain
2. Types of nerves
3. Reflex action



**A treat for Mosquitoes**  
( 4 pds)

Mosquito borne diseases

Each student will be able to:



Name different parts of the brain.  
Compare and contrast the functions of  
different parts of brain  
Differentiate between types of nerves.  
Create a flowchart to explain the  
mechanism of reflex action.

Explain the life cycles of mosquito

List any two causes, effects of malaria

### Some Organ System



#### Experiential Learning: My brain hat

Making a brain hat highlighting the parts of the  
brain and their functions.  
(Analyse, Logical, Interpersonal)

Draw a flow chart showing the mechanism of  
reflex action.

#### The Journey



Research work

Art Integration Activities

Graphic Organizer  
Written Assignments Observation  
sheets/Activity Sheets based on  
Experiential Learning

Analogies  
One sentence strategy

Asset-based worksheets

Work submission (worksheets &  
notebook work)

Live Interactive worksheets

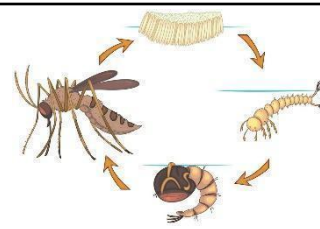
Value-based questions

Mosquito life cycle

Outline the plan of action for creating awareness against mosquitoes breeding

Write the importance of conducting blood test and how its conducted to identify various diseases

Compare and contrast malaria, chikungunya and dengue



Design the life cycle of a mosquito using edible waste.

(spatial, application)

Life cycle necklaces

**Blog Times**

Survey of mosquito repellent creams / mats/ fast cards and then draw a pie chart.

Online quiz on key concepts

Quiz for Recapitulation.

Practice Worksheets  
Wordwall.com activities  
Case Study  
Crossword

Google Forms

PSA - Multiple choice questions

Practice Worksheets -

Google Docs  
Live Interactive worksheets

Asset based worksheets

Value based questions

Online quiz on miscellaneous concepts

Quiz for Recapitulation.

Online Games on all topics

Research Work


Art Integration

open ended questions

discussion forums

case study

# JANUARY

Subject	Topics To Be Covered/ No. of Periods	Learning Outcome	Activities	Assessment
ENGLISH	<p><b>Coursebook</b> ( 3 classes ) My Life <b>Literature Reader</b> ( 3 classes ) Mama and Big Business <b>Usage</b> ( 2 classes ) Adverbs of Frequency <b>Vocabulary</b> ( 2 classes ) Phrasal Verbs</p> <p><b>Creative writing</b> ( 3 classes ) Autobiography</p>	<p><b>Each child will be able to-</b></p> <p><b>read aloud</b> the given text using correct pronunciation</p> <p><b>paraphrase events</b> orally/in writing</p> <p><b>reason/predict/justify</b> factual and inferential questions</p> <p><b>write</b> an autobiography of an object</p> <p><b>explain</b> the meaning of various phrasal verbs and <b>frame</b> sentences</p> <p><b>find out</b> and <b>share</b> instances from APJ Kalam's life that inspire you.</p>	<p><b>Debate</b> What is your opinion about learning from our elders' advice? Why do you think so? <b>Pen your thoughts</b> Write a short autobiography about any one of the objects.</p> <ol style="list-style-type: none"> <li>1. a bird</li> <li>2. the sea</li> <li>3. an aeroplane</li> <li>4. a book / notebook</li> </ol> <p><b>Watch</b> A video on Kalam and share your thoughts</p>	<p><b>Weekly test: 20<sup>th</sup> January, 2022</b></p> <ol style="list-style-type: none"> <li>1. My life</li> <li>2. Prepositions</li> <li>3. Adverbs of frequency</li> </ol> <p><b>Skills -</b></p> <ol style="list-style-type: none"> <li>1. Responding appropriately by listening attentively to instructions, stories and / or poems, participating in class discussions.</li> <li>2. Use of appropriate and varied vocabulary while reading and reciting poems with fluency and rhythm.</li> <li>3. Writing content in an organized manner and maintaining the sentence structure, reasoning with examples and anecdotes, providing valid justification.</li> </ol> <p><b>Marked assessments –</b></p> <ol style="list-style-type: none"> <li>1. Spellings</li> <li>2. Vocabulary</li> <li>3. Listening Comprehension</li> </ol>
HINDI		<p>बालक अपने वीर क्रांतिकारियों का सम्मान में ३-४</p>	<p><b>क्रियात्मक गतिविधि</b></p> 	<p>गूगल फॉर्म गूगल डॉक कविता वाचन एवं अनुच्छेद लेखन श्रुतलेख परीक्षा शब्द ज्ञान पठन वाचन (वाक कुशलता )</p>

वीरांगना रानी  
चेनम्मा  
कालांश  
1



व्याख्या,  
शब्दार्थ, नवीन शब्द  
, वाक्य रचना



मेरा देश  
कालांश  
1  
व्याख्या ,  
शब्दार्थ, नवीन शब्द  
, वाक्य रचना  
, र के रूप ,  
कहानी लेखन

वाक्य लिख पाएगा ।  
स्वतंत्रता और परतंत्रता के बारे  
में ३-४ वाक्य बता पाएगा ।

स्वतंत्रता और परतंत्रता के बारे  
में ३-४ वाक्य बता पाएगा ।

देश भक्ति से जुड़ी कविता  
लिख पाएगा ।  
उपसर्गों का प्रयोग कर शब्द  
निर्माण कर पाएगा ।

काल्पनिकता के आधार पर कहानी  
लिख पाएगा ।

भारत में वीर सपूतों के नाम से बने  
संग्रहालयों की सूची बनाइए ।  
कलात्मक गतिविधि



मधुबनी कला का प्रयोग  
करते हुए भारतीय मुद्रा का  
प्रारूप बनाना ।

रचनात्मक गतिविधि  
रानी चैनम्मा को धन्यवाद देते हुए एक पत्र  
लिखिए ।

वीर सैनिकों के लिए पोशाक का प्रारूप  
बनाएँ ।




साक्षात्कार गतिविधि - किसी क्रांतिकारी का  
साक्षात्कार लेने हेतु प्रश्नों का निर्माण करें  
।

भाषायी ज्ञान  
स्पष्ट वाचन  
अनुत्तान - वितान  
अपठित गद्यांश  
साप्ताहिक परीक्षा  
कलात्मक गतिविधि

अनुच्छेद लेखन ,  
श्रुतलेख ,अपठित  
गद्यांश ,पठन पाठन  
,कविता वाचन, भाषायी  
कौशल  
कालांश 8

### कलात्मक गतिविधि



टाई एंड डाई का प्रयोग कर एक रुमाल बनाना / रंगों का प्रयोग कर एक रुमाल पर अपना मनपसंद चित्र बनाना मधुबनी कला का प्रयोग करते हुए भारतीय मुद्रा का प्रारूप बनाना ।

### विषय संवर्धन गतिविधि

आजादी से जुड़े युद्धों की सूची बनाइए ।

### MATH

**Introduction to Decimals**  
(20 pds)  
Place value chart and decimals  
  
Naming and reading a decimal no.  
  
Equivalent decimals

**Each learner will be able to :**  
Give examples of decimal no's  
  
Co-relate division by 10's to multiplication by 10's in the place value chart  
  
Name and read a decimal no.  
  
Write equivalent decimals

### Art Integration and Experiential learning - My Masterpiece - (Logical, Spatial, Intrapersonal)

Making abstract or realistic designs within the one hundred square grid by using any dry colouring media representing any three-color choices.



After they complete colouring all the squares, each learner determines the number of squares in

- Research work
- Art Integration Activities
- Mental Agility
- Problem Solving Worksheets
- Work submission (worksheets & notebook work)

Like and unlike decimals

Differentiate and give examples of like and unlike decimals

the grid for each of the colours and determines the fraction and decimal parts of each. This activity also stimulates their interest in Op Art.

**Wear Your Own Design!**

Learners explore and research similar patterns (grids) in traditional clothes of different states - eg- Orissa (Ikat work) and create their own designs to calculate fractions and decimals.



and

- Live Interactive worksheets
- Asset based worksheets
- Value based questions
- Online quiz on key concepts
- Quiz for Recapitulation
- Practice Worksheets
- Wordwall.com activities
- Crossword Puzzles
- What Number Am I?

**EVS**

**How Diseases Spread (10 pds)**



Mode of transmission  
Air  
Food  
Water  
Preventive Measure  
**Eat Well to be Healthy**

( 10 pds)

Each student will be able to:




Identify modes of transmission of communicable diseases.  
Differentiate between communicable and non-communicable diseases.  
Suggest measures to prevent communicable diseases.

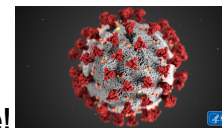
Explain the function of nutrients in our body.

Create a balanced diet as per requirement of the given patient.

**Detective!**



Investigating a case given by the teacher and identifying the micro organism. (analyse, observe)



**Becoming more aware!**



**Weekly Test - 16 January , '23**

**India Wins Freedom**

**Some Organ System**



**Nutrients**

- Vitamin
- Protein
- Fats
- Carbohydrates
- Minerals

**Deficiency diseases**

- Goitre
- Anemia
- Scurvy
- BeriBeri
- Rickets
- Night Blindness

Identify types of deficiency diseases

Compare each one of them through their symptoms and prevention and cure

A case study on pandemic Corona Virus. Creating awareness about how one can protect themselves and their loved ones by following preventive measures.  
(analyse, observational)



**Analyzing Food Labels**

Food labels are loaded with information. Have each student bring in the labels from one or two of their favorite foods. Then, have students answer questions individually about the labels to give them a better understanding of the information provided. ( spatial, analyse ,kinesthetic, interpersonal)

**I am a nutritionist!**



Creating a personalised balanced meal, eliminating the type of food that should be consumed in less quantity.  
(analyse, application)

**Fact File**



Making a fact file on deficiency diseases and its preventive measures.  
(knowledge, analyse)

**Pyramid on the wall who's the healthier of all.**

Google Forms

PSA - Multiple choice questions

Short answers

- Fill in the blanks
- True/False
- Analogy
- Match the following
- HOTS

Practice Worksheets -

Google Docs

Live Interactive worksheets

Asset based worksheets

Value based questions

Online quiz on miscellaneous concepts

Quiz for Recapitulation.

Online Games on all topics

Research Work

Research work

Art Integration Activities

Graphic Organizer

Written Assignments Observation

sheets/Activity Sheets based on

Experiential Learning

Analogies

One sentence strategy

Asset-based worksheets

Work submission (worksheets & notebook work)


Live Interactive worksheets

Value-based questions

Online quiz on key concepts



Quiz for Recapitulation.



		<p>Design the best meal and calculate its cost and calories . (EVS meets Math) <b>Fahrenheit platters</b> <b>INCREDIBLE TASTE OF INDIA (subject integration)</b> Creating healthy food plates</p> <p><b>I am a Doctor!</b></p>  <p>Analyse the given symptoms and identify the disease. Suggest ways to treat or prevent it. Peer Learning. (knowledge, application, analysis)</p>	<p>Practice Worksheets Wordwall.com activities Case Study Crossword</p>
--	--	---	---

## FEBRUARY/ MARCH

Subject	Topics To Be Covered/ No. of Periods	Learning Outcome	Activities	Assessment
<b>ENGLISH</b>	<p><b>Coursebook</b> ( 4 classes ) On The Yellow Brick Road <b>Literature Reader (poems)</b> ( 4 classes ) The Weather is Perfect for Running The Plaint of the Camel <b>Usage</b> ( 4 classes )</p>	<p><b>Each child will be able to-</b> <b>read aloud</b> the play by assuming roles <b>recite</b> the poems using correct intonation and tone <b>explain / comment</b> on various themes of the poems – laziness, determination, gratitude, self – belief <b>reason/predict/justify</b> factual and inferential situations</p>	<p><b>Discuss</b> The scarecrow, Tinman and Lion believed that the Wizard of Oz could make them intelligent, brave and kind. Do you think so too? Discuss what makes us who we are. <b>Counsel the Camel</b> As a group, come up with 2 advices that you would offer the camel so that he feels proud of who he is. The group with the best advice, wins this group task. <b>Cultivate it!</b></p>	<p><b>Skills -</b></p> <ol style="list-style-type: none"> <li>1. Responding appropriately by listening attentively to instructions, stories and / or poems, participating in class discussions.</li> <li>2. Use of appropriate and varied vocabulary while reading and reciting poems with fluency and rhythm.</li> </ol>

	<p>Types of Sentences Question Tags <b>Vocabulary</b> ( 2 classes ) Using verbs in the right context</p>	<p><b>identify</b> types of sentences and <b>frame</b> a few examples <b>frame</b> questions using tags for a class quiz / game <b>differentiate</b> the various verb pairs / find out their meanings or synonyms from the dictionary : example : reduce vs decline, come vs go, increase vs ascent , etc.</p>	<p>Cultivate a good habit in your daily routine such as running/jogging/walking/playing a sport/meditating and share the changes you observed. Use a graphic organiser to note your observations. <b>New Pathways Workbook</b> Page 22-23 ( Kitten's complaint) Page 77 ( Question tags &amp; Types of sentences )</p>	<p>3. Writing content in an organized manner and maintaining the sentence structure, reasoning with examples and anecdotes, providing valid justification. <b>Marked assessments –</b> 1. Vocabulary 2. Reading Comprehension</p>
<p><b>HINDI</b></p>	<p>बहू और बिल्ली कालांश 4 व्याख्या,  शब्दार्थ,नवीन शब्द ,वाक्य रचना जॉन ऑफ आर्क</p>	<p><b>प्रत्येक छात्र -</b> प्रत्येक छात्र - नए शब्दों के अर्थ लिख पाएगा । फ्रांस के भोजन के बारे में ४-५ वाक्य बता पाएगा ।  शुद्ध वाक्य लिख पाएगा ।</p>	<p>संगीतमय गतिविधि -फ्रांस का एक गीत  अपने परिवार के लिए फ्रांस का एक भोज्य पदार्थ बनाना ।  अंकुरण गतिविधि का आयोजन</p>	<p>गूगल फॉर्म गूगल डॉक कविता वाचन एवं अनुच्छेद लेखन श्रुतलेख परीक्षा शब्द ज्ञान पठन वाचन (वाक कुशलता ) भाषायी ज्ञान स्पष्ट वाचन अनुतान –वितान अपठित गद्यांश साप्ताहिक परीक्षा कलात्मक गतिविधि</p>



व्याख्या ,शब्दार्थ,  
नवीन शब्द ,वाक्य  
रचना ,प्रश्नोत्तर

कालांश 6

व्याकरण :

उपसर्ग ,प्रत्यय,संवाद  
लेखन

प्रत्यय,अनुच्छेद लेखन  
, श्रुतलेख ,अपठित  
गद्यांश ,पठन पाठन  
,कविता वाचन,  
भाषायी कौशल  
,व्याकरण अभ्यास ,

कालांश 14

पुनरावृत्ति

जानवरों को भी जीने का हक है ।

उपरोक्त वाक्य पर अपने विचार  
लिख पाएगा ।

काल के विभिन्न रूप लिख

पाएगा ।

काल्पनिकता के आधार पर  
सृजनात्मक कहानी लिख पाएगा ।

प्रत्यय द्वारा स्वयं पाँच शब्द बना  
पाएगा ।

बालक जानवरों के प्रति संवेदनशील  
बनने के कोई दो लाभ बता पाएगा ।



क्रियात्मक गतिविधि

क्या आप मुझको पहचानते हो

गतिविधि.....बिल्ली के बारे में खास जानकारी

जानकारी एकत्रित कर प्रस्तुति बनाना ।

**अनुभावात्मक अधिगम**

उपसर्ग शब्दों का प्रयोग कर एक शब्द सीढ़ी

का निर्माण ।

कलात्मक गतिविधि

कालांश 6



पट्ट चित्र जो ओड़ीसा और पश्चिम बंगाल से कपड़ा आधारित स्कालपेंटिंग है का प्रयोग कर एक कहानी को चित्रात्मक रूप में प्रस्तुत करे ।

रचनात्मक गतिवधि

जानवरों की सुरक्षा ..... से जुड़ा हुआ एक नारा लिखिए ।

**MATH**


**Decimals (continued)** (14 pds)  
Comparing and Ordering decimals

**Each learner will be able to :**  
Compare and Order decimals

**Stack It Up!!**



**Weekly Test on 3.2.23**  
**Basics of Geometry**  
Plane and point  
Line, line segment and ray

<p>Convert Fraction into Decimal and vice – versa Basic operations on decimals Addition and subtraction of decimals</p> <p>Multiplication of decimals (by whole numbers)</p> <p><b>Measurement</b> (16 pds)</p> <p>Recognizing and explaining meaning of length, width and weight</p> <p>Measurement of length, mass and capacity</p> <p>Reading scales and weights</p> <p>Accurately measuring length, mass and capacity</p> <p>Estimation.</p> <p>Using conversion table and establish relationship</p> <p>Solve statement questions using conversions</p>	<p>Convert Fraction into Decimal and vice - versa</p> <p>Add and subtract two decimal nos. Solve problems and apply to daily life</p> <p>Multiply any two decimal nos. Multiply decimals with whole nos.</p> <p>Recognize and explain meaning of length, width and weight using real life examples</p> <p>Accurately measure length, mass and capacity</p> <p>Read scales and weights</p> <p>Estimate length, mass and capacity.</p> <p>Use conversion table and establish relationship</p> <p>Solve problems based on mass, length and capacity by performing the four basic operations.</p> <p>Use correct measurement techniques</p>	<p>Comparing and Ordering Decimal numbers using recyclable materials.</p> <p><b>My Green Patch!!</b></p> <p>Learners to design a garden on a hundreds grid following specific planting rules (i.e. 2 tenths of the garden are carrots, 0.18 are sweet peas).</p> <p><b>Experiential learning and Art Integration-</b></p> <p>Use recycled objects to make mazes.</p> <p>Turn an old cardboard box into a fun straw maze with loose bits of craft materials / clay / plasticine.</p> <p>Measure the materials used to make the model. Convert their lengths into the given units.</p>  <p><b>Artitude! 3 - D Sculptures.</b></p> <p>Using paper strips/ coloured paper /recycle material / Lego/cardboard/any available material create 3 -D sculptures, and build meaningful models. Measure the materials used to make the model.</p> <p>Convert their total lengths into 2 different units of your choice. Describe the sculpture built by you.</p>	<p>Parallel, perpendicular and intersecting lines</p> <p><b>Angles</b> Types of angles Measurement and Construction of different angles</p> <p><b>Introduction to Decimals</b> Place value chart and decimals Naming and reading a decimal no. Equivalent decimals Like and unlike decimals</p> <p>PSA and MA Real life application statement questions HOTS questions on all the topics covered.</p> <ul style="list-style-type: none"> <li>● Research work</li> <li>● Art Integration Activities</li> <li>● Mental Agility</li> <li>● Problem Solving Worksheets</li> <li>● Work submission (worksheets &amp; notebook work)</li> <li>● Live Interactive worksheets</li> <li>● Asset based worksheets</li> <li>● Value based questions</li> <li>● Online quiz on key concepts</li> <li>● Quiz for Recapitulation</li> <li>● Practice Worksheets</li> </ul>
--	---	--	--

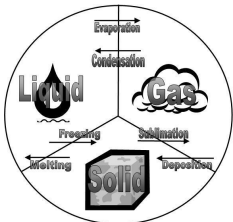
Use correct measurement techniques



- Wordwall.com activities
- Crossword Puzzles
- What Number Am I?

EVS

What Everything is made of  
(14 pds)



States of matter

- Solid
- Liquid
- Gas

Change of states

- Melting
- Freezing
- Condensation
- Evaporation

Each student will be able to

List the properties of solid, liquid and gas

Differentiate between a physical and a chemical change

Categorize the given changes of matter into chemical change or physical change.

Distinguish between the properties of matter

Classify the materials into solute and solvent

Jello...O...



Making jello to analyze the forms of matter and their properties.  
(observe, analyze)

Eureka!



Weekly Test - 10 February, '23

**Organ system that help us move**

Skeletal system

Muscular system

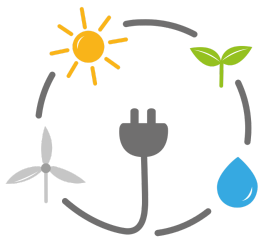
Nervous system

**How Diseases Spread**

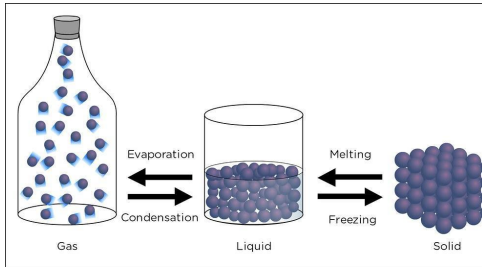
Chemical and Physical changes



Force , Work and Energy  
( 14 pds)



What is force?  
What is work?



Demonstrate experiments to explain the changing states of matter. Keeping a log book to write the observations.

(Observation, analyze)

**World of Banta**

The teacher will open the Banta and the children will observe the carbon dioxide coming out .

( Logical intelligence )

**Eureka!**

**Playdough to Plato**



**Jello...O...**

Making jelly to analyze the forms of matter and their properties. (observe, analyse)

**Fit Me in**



**Create a Rube Goldberg Machine**


- What is force?
- What is work?
- What is energy?
- List the different types of simple machines
- Give examples of different forms of energy.
- Name the different types of simple machines.
- Classify the objects into first / second and third-class levers

Communicable and Non Communicable diseases with eggs

Mode of transmission:  
Air  
Food  
Water

Preventive measure

Mosquito borne diseases



Crossword puzzles  
Talk show

Debate

Value based questions

Teacher designed worksheets

Google forms with MCQ

Short answers  
Match the following

online quiz

HOTS questions

Discussion forums

Open ended questions

Machines make our work easy  
Different types of machines  
What is energy?  
Different forms of energy and their uses


Simple machines

Lever and types of lever

Types of forces

Types of energy

Explain the different types of forces  
List the different types of energy and their uses



Lever

Wheel and axle


Pulley



Inclined plane

Wedge

Screw



Asset worksheet

Observation sheets based on experiential learning

liveworksheets

quizziz

kahoot

project