




# TAGORE INTERNATIONAL SCHOOL


VASANT VIHAR, NEW DELHI


CO-SCHOLASTIC SYLLABUS




SESSION 2025-26


MONTH	ART PURSUIT				OTHERS	
	PUBLIC SPEAKING	THEATRE	PERFORMING ART	ART	COMPUTERS	PHYSICAL EDUCATION
Apr/May	<p><b>Introduce yourself with a twist</b></p> <p>Students will introduce themselves by saying their name and one thing they like.</p> <p><b>Mirror Images</b></p> <p><b>“Pass the Green Mic!”</b> Students will pass an object, and pledge a</p>	<p><b>Introduction to Theatre</b> – Getting familiar with theatre basics through fun games and group interactions.</p> <p><b>Emotions &amp; Expressions</b> – Exploring feelings through facial expressions and body language.</p> <p><b>Starter Activities</b> – Body Sculpture</p>	<p><b>Dance:</b> Introduction of Kathak as a classical dance</p> <p>Western Vocal: Introduction to singing</p>	<p><b>Art :</b></p> <p>*Elements of art</p> <p>*Exploring lines and shapes.</p> <p>*Introduction to lines, shapes.</p> <p>*Object drawing from basic shapes, lines.</p> <p>*Introduction to primary colours.</p>	<p><b>Getting familiar with computer</b></p> <ul style="list-style-type: none"> <li>● Switch on/off a computer</li> <li>● Different parts of the computer.</li> <li>● Buttons on mouse (left &amp; right)</li> <li>● Usage of Computers at various places</li> <li>● Alphanumeric &amp; Special keys on the keyboard. <ul style="list-style-type: none"> <li>- Delete</li> <li>- Backspace</li> <li>- Shift</li> <li>- CAPS LOCK</li> </ul> </li> </ul>	<p><b>Jump Rope Exercises</b></p>


	simple eco-friendly action.	game, Emotional Icebreaker.  <b>Weave a Story</b> – Enact a scene from the story <i>Be Green, Be Clean</i> .		Name art	<b>MS Paint Drawing software</b>  ● Shapes tool in MS paint -Rectangle tool	
July	<p><b>Golden words in Action:</b> Students will pretend they are in a park, engaging in different situations where they use magic words and golden rules with each other</p> <p><b>Kindness Chit Chat</b>  Students will pick a chit with an act of kindness written on it and share a real-life experience of</p>	<p><b>Voice Modulation</b> – Speaking in different tones to express feelings.</p> <p><b>Sensory Drama</b> – Act out situations using the five senses (e.g., tasting lime, touching hot coffee).</p> <p><b>Reader's Theatre</b> – Introduction to reading scripts with expression (<i>Goldilocks and the Three Bears</i>).</p>	<p><b>Dance:</b> Introduction of Garba on “Shubh arambh” from Kai Poche</p> <p>Western Music: Introduction to singing Song- You are my sunshine</p>	<p>Introduction to western artist “<b>Wassily kandinsky</b>” * Introduction about the artist and his style of art . * Artworks inspired from his style.</p> <p>“Circling around”</p>  <p>“Kandinsky's leaf”</p>	<p><b>MS Paint Drawing software</b></p> <ul style="list-style-type: none"> <li>● Shapes tool in MS paint</li> <li>-Rectangle tool</li> <li>-Ellipse tool</li> <li>-line tool</li> <li>-Curve tool</li> <li>Text tool</li> <li>-Colour</li> <li>-Font size</li> <li>-Style- Bold / -Italics/</li> <li>-Underline</li> <li>● Colour Palette</li> <li>● Fill Can</li> <li>● Thick and thin lines (Line thickness options) <ul style="list-style-type: none"> <li>● Saving a file</li> <li>● Opening a file</li> </ul> </li> </ul>	Moving in Different Ways

	<p>how they have done that act. If you haven't done it yet, they will share how they plan to do it in future.</p>	<p><b>Helping Hands</b> – Enact scenes about kindness and helping others.</p> <p><b>Spin-a-Story</b> – Build a story collaboratively using a story spinner.</p>				
Aug	<p><b>Lead the Way-</b> One student will be the leader and perform simple actions like (clapping, jumping, waving), and others will follow. After the activity, the leader will describe how it felt to lead</p> <p><b>Just a Minute: “Our National Leaders”-</b> Students will speak on any one national leader</p>	<p><b>Vocal Games</b> – Reach-the-audience (project your voice depending on distance).</p> <p><b>Drama Games</b> – Mirror Images, Cushion Relay.</p> <p><b>Creative Drama</b> – Create and perform a short skit with your team.</p>	<p><b>Dance:</b> Independence Day Song “India Wale”</p> <p>Western Vocal: Song: All things bright and beautiful</p>	<p><b>Romero Britto</b></p> <p>* Introduction about the artist and his style of art .</p> <p>* Discussion (What makes Britto's style unique?)</p> <p>* layout</p> <p>* Artworks inspired from his style.</p>	<p><b>Ms-Paint-Software</b></p> <ul style="list-style-type: none"> <li>● Pencil tool</li> <li>● Foreground colour</li> <li>● Background colour</li> <li>● Eraser</li> <li>● Brush tool</li> <li>● Select tool</li> <li>● Copy</li> <li>● Paste</li> <li>● Set image as desktop background <ul style="list-style-type: none"> <li>○ Tile</li> <li>○ Center</li> <li>○ fill</li> </ul> </li> </ul> <p><b>SCRATCH JR. [Visual Programming]</b></p> <p><b>Drawing</b></p> <p><b>Block</b></p>	Drill Sergeant

	and share simple facts about them.	<p><b>Costume Parade</b> – Dress up and walk like a character; understand the role of costumes in theatre.</p> <p><b>Art Integration</b> – Make a "Leader Shield" to show leadership qualities.</p>		 <p>"Freedom" dream big ,fly high.</p>	<ul style="list-style-type: none"> <li>● Interface of Scratch Jr.</li> <li>● Canvas area</li> <li>● Background</li> <li>● Insert characters</li> <li>● Delete characters</li> <li>● Move Block</li> <li>● Orange wait block</li> </ul>	
Sep/Oct	<p><b>Same and Different-</b> Two students stand together and take turns saying one thing they have in common and one thing that is different.</p> <p><b>Around the World in a Day</b></p>	<p><b>Voice Inflection Exercise</b> – Say one line in different tones to convey varied meanings.</p> <p><b>Mime</b> – Learn how to express without words.</p> <p><b>Silent Zoo Game</b> – Act like an animal using</p>	<p><b>Dance:</b>Preparation for Sanchayan</p> <p>Western Vocal: Preparation for Sanchayan</p>	<p><b>Paper cutting collage:</b> *Layouts</p> <p>*Working on Patterns of collage and colour patterns.</p> <p>*Use of dots, dashes, lines and patterns.</p>	<p><b>SCRATCH JR. [Visual Programming ] Block</b></p> <p><b>Interface of Scratch Jr.</b> Canvas area Background</p> <p>Insert characters</p> <p>Delete characters</p> <p>Move Block Orange wait block <b>Purple block</b></p>	Kicking, and Rolling Skills

	<p>Students will choose a country and share facts on what makes that country unique. They can talk about something related to their food, clothes, festivals etc.</p>	<p>mime; classmates guess the animal.</p> <p><b>Sanchayan Practice Begins</b> – Start preparing for the annual stage presentation.</p>		 <p><b>*Artwork on Deshara.</b></p>  <p><b>* Art work on diwali</b> <b>3d diya craft</b></p> 	<p>Show Hide <b>Yellow Block</b> When tap on sprite <b>Orange Block</b> Wait Set speed repeat <b>Purple block</b> Reset size Grow Shrink</p>	
Nov	<p><b>The Special Hat</b></p>	<p><b>Sanchayan Rehearsals</b> – Regular rehearsals for the school's annual</p>	<p><b>Dance:</b>Preparation for Sanchayan Western vocal: Preparation for Sanchayan</p>	<p><b>Gond art - Nature In Gond</b></p>	<p><b>SCRATCH JR. [Visual Programming ]</b> <b>Block</b> <b>Commands</b></p>	<p><b>Traditional Game (Hopscotch)</b></p>

	<p>A hat will be passed around, and when a student wears it, they will describe themselves. They can also share one thing they would like to improve on.</p> <p><b>Tongue Twisters</b></p> <p><b>Sanchayan Practice</b></p>	<p>presentation.</p> <p><b>Focus</b> – Polishing lines, cues, expressions, and stage movement.</p>		<p><b>Art.</b></p> <p><b>*Focus on the preservation of nature through Gond art.</b></p> <p><b>*Research</b></p> <p><b>*Discussion</b></p> <p><b>*Layouts</b></p> 	<p><b>Yellow Block</b> When tap on sprite</p> <p><b>Orange Block</b> Wait Set speed repeat</p> <p><b>Auditions for Computer Prowess</b></p>	
Dec	<p><b>Sanchayan Practice</b></p> <p><b>Stepping onto the Stage</b> Students will learn to get familiarize</p>	<p><b>Sanchayan Rehearsals</b> – Regular rehearsals for the school's annual presentation.</p>	<p><b>Dance:</b>Preparation for Sanchayan</p>	<p><b>Introduction to Abstract Art and Miró's Style</b></p> <p>"Exploring Abstract Forms: Inspired by Joan Miró"</p>	<p><b>Computer Science Week Celebrations</b></p> <p>Programming concepts based game play</p> <p><b>SCRATCH JR.</b></p>	<p><b>Move, Perform Task on Signal</b></p>

	with stage and also learn to make use of positive space on the stage	<b>Focus</b> – Polishing lines, cues, expressions, and stage movement.		<b>*Movement and motion in drawings</b>  *Discussion *Layouts *Final drawings	<b>[Visual Programming ] Block</b>  <b>Commands</b> <b>Orange Block</b> Wait Set speed repeat <b>Purple block</b> Show Hide	
Jan/Feb	<b>Sanchayan Practice (January)</b>  <b>“I Can Do It”</b> Each student will share an incident when they thought something was difficult but kept trying and succeeded. (For e.g. “At first, I couldn’t tie my shoelaces, but I practiced, and now I can do it!”)	<b>Storytelling Time</b> – Listen to <i>The Tale of the Sun and the Moon</i> and stories by Ruskin Bond.  <b>Narrate &amp; Enact</b> – Share and perform a story in your own words.  <b>Kindness Activity</b> – Talk about positive actions and kindness gestures.  <b>Magic Chest Activity</b> – Pick a magical item from	<b>Dance:</b> Free style on the song ‘shake it off’  Western vocal: Revision and assessment	<b>*Elements of art</b> Line , shape , colour, form and texture .   <b>*Introduction to Zentangle Art:</b>  <b>*Basic Shapes</b>  <b>*Repeating Patterns</b>  <b>*Combining Patterns:</b>	<b>SCRATCH JR. [Visual Programming ] Block</b>  <b>Commands</b> <b>Purple block</b> Show Hide Reset size Grow Shrink  Next Background  pop sound  Send messages Start messages	Aerobic Fitness

		an imaginary chest and act out what it does.		<b>*Symmetry:</b>  <b>*Artwork based on zentangle.</b>		
--	--	----------------------------------------------	--	--------------------------------------------------------------	--	--