










**TAGORE INTERNATIONAL SCHOOL**  
**VASANT VIHAR, NEW DELHI**  
**CO-SCHOLASTIC SYLLABUS CLASS II**  
**SESSION 2025-26**

MONTH	ART PURSUIT				OTHERS	
	PUBLIC SPEAKING	THEATRE	PERFORMING ART	ART	COMPUTERS	PHYSICAL EDUCATION
Apr/May	<b>*Ice-breaker</b> * Introduction <b>*Recitation</b> 'Theme Poem' <b>*Tell A Tale</b> - story on saving trees	<b>-Introduction (Knock the Door)</b> Emotions Expressions, Voice Modulations, Rules on Stage  <b>-Cool ties-</b> Get in groups and enact a scene of 'Goldilocks and the Three Bears'  <b>-Weave a Story</b>  <b>-Read stories</b>	<b>Dance:</b> Introduction of Kathak as a classical dance  Western vocal: The Major Scale Song: We are one - Lion King	<b>*Elements of art</b> Line , shape , colour, form and texture .   <b>*Introduction to Zentangle Art:</b>  <b>*Basic Shapes</b>  <b>*Repeating</b>	<b>3D Drawing Software - Paint 3D</b> <ul style="list-style-type: none"> <li>● Getting started: Paint 3D's basic navigation</li> <li>● Explore the Paint 3D interface</li> <li>● Create File</li> <li>● Brushes tool</li> <li>● 2D Shapes</li> <li>● Text tool</li> <li>● Save image</li> <li>● Open image</li> <li>● 3D Shapes</li> <li>● 3D View mode</li> <li>● Stickers</li> <li>● Effects</li> <li>● Magic Select</li> <li>● 3D library</li> <li>● Copy/ Paste</li> </ul>	Bend, Stretch, and Shake


		<p><b>- Be Green, Be Clean</b> - Enact a play showing how to keep Earth healthy and happy.</p>		<p><b>Patterns</b></p> <p><b>*Combining Patterns:</b></p> <p><b>*Symmetry:</b></p> <p><b>*Artwork based on zentangle.</b></p>	<ul style="list-style-type: none"> <li>• Animation</li> </ul>	
July	<p><b>*Golden Rules</b></p> <p><b>*Merriment-</b> speech on happiness attained after helping others.</p> <p><b>*Guest is God-</b> Enactment by the students- How to greet and help guests.</p>	<p><b>Diction-</b> Story Telling</p> <p>‘Drama’ and different forms of drama <b>(puppetry)</b></p> <p><b>-Refining</b></p> <p>-dialogue delivery and voice modulation</p> <p>-dumb charades</p> <p><b>-Helping Hands-</b> Students make stick puppet of</p>	<p><b>Dance:</b>Bhangra on the song ‘Case’ by Diljit Dosanj</p> <p>Western Vocal: Song: Happiness Song</p>	<p><b>Graffiti art</b></p> <p><b>*Introduction about graffiti art</b></p> <p><b>*Choosing a Theme or Words:</b>students will think about something that they enjoy or want to express in their artwork (like a favorite animal, sports team, or positive word like "LOVE" "JOY" OR "NAME").</p> <p><b>*Cool effects</b> can be added to the letters or shapes like drips,</p>	<p><b>OO04kids Writer</b></p> <ul style="list-style-type: none"> <li>• Introduction to the Writer interface</li> <li>• Play with fonts</li> <li>• Styles</li> <li>• Working with Shapes</li> <li>• Bulleted list</li> <li>• Numbered list</li> <li>• Alignment <ul style="list-style-type: none"> <li>• Left</li> <li>• Right</li> <li>• Center</li> </ul> </li> <li>• Use of Delete, Backspace, CAPS lock keys</li> <li>• Difference between delete key and backspace key</li> </ul>	<b>Obstacle Race</b>

		animals from the story.		arrows,circles or stars to make it look more like graffiti art.  * layout *Final artwork based on graffiti art 		
Aug	<p><b>*Telephonic Manners</b></p> <p><b>* Versification-</b> Leaning to recite effectively.</p> <p><b>*I am a leader-</b> Talk on leadership qualities</p>	<p><b>-Voice Modulation</b> tongue twister</p> <p><b>-Leaders in the Making</b> -Students speak about their favourite leader.</p> <p>- Reader's Theatre</p> <p>- Ventriloquism Students will try the act using stick puppets.</p>	<p><b>Dance:</b>Independence Day Song "Vande Mataram"</p> <p>Western Vocal: Song-Give it away</p>	<p><b>Pop Art</b></p> <p><b>*Introduction to Pop Art</b> <b>*famous artist :Andy Warhol</b> <b>*Art Style of Pop Art</b></p>  <p><b>*flower in Pop Art Style</b></p>	<p><b>OO04kids Writer</b></p> <ul style="list-style-type: none"><li>● Bulleted list</li><li>● Numbered list</li><li>● Inserting Pictures</li><li>● Internet Search</li><li>● Copy image</li><li>● Paste to writer</li><li>● Resize pictures</li><li>● Page Borders</li><li>● Margins</li><li>● Page formatting</li><li>● Fill colour</li></ul>	Rolling at the Targets

						
Sep/Oct	<p><b>* Livelihood</b></p> <p><b>*Fun Time - Tongue Twister</b></p> <p><b>*Introduction of Poem-</b> –‘Let’s do our bit to save mother Earth’</p> <p>( Practice for class presentation)</p>	<p>-Familiarization of the script for the final presentation</p> <p>-assigning of roles</p> <p><b>-We are all unique</b> <u>Drawing and speaking activity</u> – Students draw themselves on a sheet of paper. They speak about their 3 unique qualities.</p>	<p><b>Dance:</b>Introduce Sanchayan Performance</p> <p>Western Vocal: Song-Little bird</p>	<p><b>Paper cutting collage and craft</b></p> <p>*Layouts</p> <p>*Working on Patterns of collage and colour patterns.</p> <p>*Use of dots, dashes, lines and patterns.</p> 	<p><b>OO04kids Writer</b></p> <ul style="list-style-type: none"> <li>● Inserting Pictures</li> <li>● Text</li> <li>● Page Borders</li> <li>● Margins</li> <li>● Page formatting</li> </ul> <p><b>OO04KIDS –IMPRESS [ Multimedia Presentation Software]</b></p> <p>Open</p> <ul style="list-style-type: none"> <li>● Save</li> <li>● Close a presentation</li> <li>● Layouts</li> <li>● New slide</li> <li>● Delete slide</li> <li>● Insert text to slide</li> </ul>	<b>Dodge Ball</b>

		<p>- Watching a story on accepting differences</p>		<p><b>*Artwork on Deshara.</b></p>  <p><b>* Art work on diwali</b></p> 	<ul style="list-style-type: none"> <li>● Formatting of text</li> <li>● Working with pictures</li> <li>● Slide Show</li> </ul>	
Nov	<p><b>Self Reflection</b> (Practice for Sanchayan)</p> <p><b>*Introduction</b></p>	Practise for the final presentation	<p><b>Dance:</b>Introduce Sanchayan Performance Western Vocal: Sanchayan song practice</p>	<p><b>Gond art - Nature In Gond Art.</b></p> <p><b>*Focus on the preservation of nature through Gond art.</b></p> <p><b>*Research</b></p>	<p><b>OO04KIDS –IMPRESS [Multimedia Presentation Software]</b></p> <ul style="list-style-type: none"> <li>● Slide transition</li> <li>● Sound</li> <li>● Slide show</li> <li>● Animation</li> </ul>	Run and Assume Shape

	<p><b>*Information on Environment</b></p> <p><b>*Folk Tale</b> – Naughty Raju</p> <p><b>*Poem</b> - ‘Theme ‘Let’s do our bit to save mother Earth’</p>			<p><b>*Discussion</b></p> <p><b>*Layouts</b></p>		
Dec	<p><b>Self Reflection</b></p> <p>(Practice for Sanchayan)</p> <p><b>*Introduction</b></p> <p><b>*Information on Environment</b></p> <p><b>*Poem</b> - ‘Theme ‘Let’s do our bit to save mother Earth’</p>	Practise for the final presentation	<p><b>Dance:</b>Introduce Sanchayan Performance</p> <p>Western Vocal: Sanchayan song</p>	<p><b>*Man, and nature - Australian Aboriginal dot paintings</b></p> <p><b>*discussion</b></p> <p><b>*Layout</b></p> <p><b>* final artwork</b></p>	<p><b>Computer Science Week Celebrations</b></p> <p><b>Code.org</b></p> <p>Block programming Game</p> <p><b>OO04KIDS –IMPRESS</b></p> <p><b>[ Multimedia Presentation Software]</b></p> <ul style="list-style-type: none"> <li>● Slide show</li> <li>● Timings</li> <li>● Animation</li> </ul>	Throwball

Jan/Feb	<p><b>*Thinking Right</b></p> <p><b>*Moral Story-</b> Positive Thinking *( Practice for Sanchayan)</p> <p><b>*Fun Activity</b> <b>Story Builder-</b> The noun game (weave your own story)</p>	<p>Final Presentation</p> <p><b>Hot seating-</b> Answering the questions with confidence asked by others while sitting on the hot seat.</p> <p><b>-Projection-</b> How loud your voice is?- The Tune Collector</p> <p><b>I Can Do It -</b></p> <p>Confident Creatures:</p> <p>Students imagine they are confident creatures (e.g. lion, monkey etc). They act out as the chosen character and speak out I can do .....</p>	<p><b>Dance:</b>Free style on the song 'Butter'</p> <p>Western Music: Sanchayan song Revision and assesment</p>	<p><b>Romero Britto</b></p> <p><b>* Introduction about the artist and his style of art .</b></p> <p><b>* Discussion (What makes Britto's style unique?)</b></p> <p><b>* layout</b></p> <p><b>* Artworks inspired from his style.</b></p> 	<p><b>Artist Lab -Code.org</b> <b>Block Programming</b> Introduction to Visual Block Programming</p> <ul style="list-style-type: none"> <li>● Move forward</li> <li>● Turn</li> <li>● Jump</li> <li>● Repeat Block</li> <li>● Set color</li> <li>● Nested repeat</li> <li>● Random color</li> <li>● Draw Sticker</li> <li>● Set pattern</li> <li>● Use functions</li> </ul>	<b>Kicking</b>
---------	---	--	---	---	---	----------------