







**TAGORE INTERNATIONAL SCHOOL**  
**VASANT VIHAR, NEW DELHI**  
**CO-SCHOLASTIC SYLLABUS CLASS III**  
**SESSION 2025-26**



MONTH	ART PURSUIT				OTHERS	
	PUBLIC SPEAKING	THEATRE	PERFORMING ART	ART	COMPUTERS	PHYSICAL EDUCATION
Apr/May	-Getting Familiar -Poem: I Am Me - Just A Minute	<b>Introduction</b> <b>* Ice breaker activity</b> -Express Yourself!  <b>*Emotional Expression Icebreaker</b>  - Students will learn how to express themselves using facial expressions.	<b>Dance:</b> Introduction of Kathak as a classical dance  Western Vocal: Introduction to time/rhythm Song: What a wonderful world	<b>Vincent van Gogh</b> <b>*Introduction</b> <b>* Art style and famous artworks.</b> <b>*discussion</b> <b>* final artwork</b> <b>* starry night using oil pastel colours on black sheet</b>  	<b>SCRATCH 3.0 Storytelling</b> <ul style="list-style-type: none"> <li>● Introduction to coding</li> <li>● Interface of Scratch 3.0</li> <li>● Components of Scratch Interface</li> <li>● Creating and saving a project</li> <li>● Setting stage</li> <li>● Adding Sprites</li> <li>● Setting position</li> <li>● Motion</li> <li>● Animation</li> <li>● When Flag clicked</li> <li>● When this sprite clicked</li> </ul>	BB  FREE THROW


		<p><b><u>*Theme-related Activity</u></b></p> <p><b>Theme-</b>  <b>Be Green Be Clean</b>  <b>The Talking Tree :</b> In this activity, students bring nature to life by enacting a conversation between trees, animals, and humans. Each student plays a role—such as a wise old tree, a chirping bird, a flowing river, or even a careless human.</p> <p><b>Frozen feelings</b>  Enactment of various emotions in a given situation.</p> <p><b>Sound Splash</b></p> <p><b>Speaking Skills</b>  <b>-Reaching Audience</b> (Vocal Projection Game): Students will change the pitch of her/his voice as per</p>		 <p><b>*Sunflowers inspired by van gogh</b></p> 	<ul style="list-style-type: none"> <li>• Loops</li> <li>• next costume</li> <li>• next backdrop</li> <li>• Adding Sounds</li> <li>• Say blocks</li> <li>• Think Bubble</li> </ul>	
--	--	-----------------------------------------------------------------------------------------------------------------------------------------------------------------------------------------------------------------------------------------------------------------------------------------------------------------------------------------------------------------------------------------------------------------------------------------------------------------------------------------------------------------------------------------------------------------------------------------------------------------------------	--	------------------------------------------------------------------------------------------------------------------------------------------------------------------------------------------------------------------------	-----------------------------------------------------------------------------------------------------------------------------------------------------------------------------------	--

		how far she/he needs to project the voice.				
July	<p>- Golden Rules – Tips to improve body language</p> <p>- Eyewitness (Narrate an anecdote)</p> <p>- Interview</p> <p>- Spin the yarn (story telling)</p>	<p><b>*Helping hands reflection:</b> The students will learn to greet each other in different situations or scenarios.</p> <p><b>Tongue Twister Relay</b></p> <p><b>*Introduction to Reader's Theatre</b> -Script reading activity</p> <p><b>*Theme-related Activity:</b> <b>Theme- Helping hands</b></p> <p><b>Character Walks: Walk in Their Shoes Description:</b> Students explore the concept of movement by stepping into the</p>	<p><b>Dance:</b> Sufi kathak on Chaap Tilak</p> <p>Western vocal: Song- Rags to Riches</p>	<p><b>Introduction to Warm and Cool Colors</b></p> <p><b>*Warm Colors:</b> These are colors that remind us of warmth and heat, such as red, orange, and yellow. These colors tend to make things feel closer, warmer, and more intense.</p> <p><b>*Cool Colors:</b> These are colors that remind us of cool things like water or the sky, such as blue, green, and purple. These colors tend to make things feel farther away, calm, and peaceful.</p> <p><b>*discussion</b></p> <p><b>* layout</b></p>	<p><b>SCRATCH 3.0</b></p> <ul style="list-style-type: none"> <li>● Control Tab</li> <li>● Switch Costumes</li> <li>● Repeat script</li> <li>● Duplicate sprite</li> <li>● Paint Editor Interface</li> <li>● Repeat</li> <li>● Importing sprite</li> <li>● Broadcast Script</li> <li>● When I receive script</li> <li>● go to x y</li> <li>● Change in x / y</li> <li>● Conditional Statement- IF-ELSE</li> <li>● Looping - Forever</li> <li>● Variables for score</li> </ul>	Athletics 100m race

		<p>shoes of different characters. They will create and perform unique walking styles based on various personas, such as a confident superhero, a stiff robot, a graceful fairy tale character, or a slow-moving elderly person.</p> <p><b>Group Display-Social problem and Solution.</b> The students will choose a social cause and try to give a solution and also give their introduction in one minute, while in an elevator,</p>		<p><b>*abstract artwork using warm and cool colours.</b></p> <p><b>*Materials: Colored pencils, crayons or oil pastel,</b></p> 		
Aug	-Incredible India (Speech on Independence Day)	<p><b>*Voice Inflection Exercise</b></p> <p>- Students will try speaking the given sentence "I know the answer" with a variety of different</p>	<p><b>Dance:</b> Independence Day Song "Rang De Basanti"</p> <p>Western vocal: Song-I have a dream</p>	<p><b>*Introduction to Warli Art.</b></p> <p><b>*What is Warli Art?</b> <b>Origin:</b> Warli art is a traditional form of</p>	<p><b>SCRATCH 3.0 Game Designing</b> Sounds tab</p> <ul style="list-style-type: none"> <li>• Adding sounds</li> <li>• Switching backgrounds</li> <li>• Hide and show sprite</li> </ul>	<p>-KHO KHO</p> <p>SITTING Position</p>

	<p>- Poem: Gandhi's Smile</p> <p>- Alliteration</p>	<p>meanings just by changing your voice inflection.</p> <p><b>*Theme-related Activity:</b>  <b>Theme : Leaders in the making Leaders Who Inspire (patriotic)</b>          -Telling a patriotic story.          Enactment of a Freedom Fighter.</p> <p><b>Street Performance Techniques</b></p> <p><b>Storytelling Stations</b>          Set up different storytelling stations around the room, each with a different prompt or theme. Students rotate through the stations, adding to the story at each one.</p> <p><b>Inside the newsroom</b></p>		<p>painting that comes from the Warli tribe in Maharashtra, India.  <b>Style:</b> The artwork is characterized by geometric shapes (such as circles, triangles, and squares) and patterns representing nature, animals, and human life.  <b>Colors:</b> Traditional Warli art is done using white pigment on a mud base, but students can use other colors in their artwork.  <b>*Themes in Warli Art:</b>  <b>Nature ,human figures and motifs.</b>  <b>*discussion</b>  <b>* layout</b>  <b>*Final work .</b></p>	<ul style="list-style-type: none"> <li>● go to x y</li> <li>● Change in x / y</li> <li>● Conditional Statement- IF-ELSE</li> <li>● Looping - Forever</li> <li>● Variables for score</li> </ul>	
--	-----------------------------------------------------	---------------------------------------------------------------------------------------------------------------------------------------------------------------------------------------------------------------------------------------------------------------------------------------------------------------------------------------------------------------------------------------------------------------------------------------------------------------------------------------------------------------------------------------------------------------------	--	-------------------------------------------------------------------------------------------------------------------------------------------------------------------------------------------------------------------------------------------------------------------------------------------------------------------------------------------------------------------------------------------------------------------------------------------------------------------------------------------------------------------------------------------------	------------------------------------------------------------------------------------------------------------------------------------------------------------------------------------------------	--

		<b>Prop Scavenger Hunt:</b> Hide various props around the room or outdoor area. Provide children with a list of clues or riddles to help them find the props.		 		
Sep/Oct	<ul style="list-style-type: none"> <li>- Comedy Show</li> <li>- Public Speaking tips</li> <li>- Spin a Tale</li> <li>- Role Play (in Pairs)</li> <li>- I speak (Speaking about a Festival)</li> </ul>	<b>*Mime and Guess</b> - Silent Zoo: Students will be introduced to the basics of mime, followed by a game called "Animal Charades."  <b>Theme: We are unique</b>	<b>Dance:</b> Preparation for Sanchayan  Western Vocal: Introduction to Metronome	<b>Scratch Painting</b>  <b>"Exploring Scratch Painting: A Fun and Creative Technique"</b>  <b>*Techniques</b> <b>*Art style</b> <b>*Layout</b> <b>*Final work</b>	<b>SCRATCH 3.0</b> <ul style="list-style-type: none"> <li>● When key pressed</li> <li>● goto command</li> <li>● When mouse down</li> <li>● When touches</li> <li>● Sounds Tab</li> <li>● Mouse click Block</li> <li>● Forever block</li> <li>● Set size command</li> <li>● Hide and show</li> <li>● Ask block</li> </ul>	FOOTBALL INSTEP KICK

		<p><b>One-of-a-Kind Puppet Show- With Voice Modulation</b></p> <p>The students celebrate uniqueness by transforming everyday props—such as stuffed animals, dolls, or masks—into one-of-a-kind puppet characters.</p> <p><b>Storytelling – Prop Scavenger Hunt</b></p> <p>Hide various props around the room or outdoor area. Provide children with a list of clues or riddles to help them find the props.</p> <p><b>*Familiarization of the script for the final presentation</b></p> <p>-assigning of roles</p>				
Nov	Preparation for Sanchayan	Practice for the final presentation	<p><b>Dance:</b>Preparation for Sanchayan</p> <p>Western vocal: Sanchayan song</p>	<p><b>*Introduction to Warli Art.</b></p> <p><b>*What is Warli Art?</b></p> <p><b>Origin:</b> Warli art is a</p>	<p><b>SCRATCH 3.0</b></p> <ul style="list-style-type: none"> <li>● Say Block</li> <li>● Think Bubble</li> <li>● Sounds Tab</li> </ul>	<p>BADMINTON</p> <p>LONG FOOT STEP</p>

				<p>traditional form of painting that comes from the Warli tribe in Maharashtra, India.</p> <p><b>Style:</b> The artwork is characterized by geometric shapes (such as circles, triangles, and squares) and patterns representing nature, animals, and human life.</p> <p><b>Colors:</b> Traditional Warli art is done using white pigment on a mud base, but students can use other colors in their artwork.</p> <p><b>*Themes in Warli Art:</b> Nature ,human figures and motifs. *discussion * layout *Final work</p>	<ul style="list-style-type: none"> <li>● When Key pressed Block</li> <li>● Mouse click Block</li> <li>● If on Edge</li> <li>● Forever block</li> <li>● Set size command</li> <li>● Hide and show</li> <li>● Switch backdrop</li> <li>● Switch costumes</li> </ul>	
Dec	Preparation for Sanchayan	Practice for the final presentation	<p><b>Dance:</b> Preparation for Sanchayan</p> <p>Western Vocal: Sanchayan song</p>	<p><b>Scratch Painting</b></p> <p>"Exploring Scratch Painting: A Fun and Creative Technique"</p>	<p><b>[Computer Science Week Celebrations]</b></p> <p><b>Concept of Machine Learning and use of Artificial Intelligence</b></p>	<p>Athletics</p> <p>LONG JUMP</p>



				<b>*Techniques</b> <b>*Art style</b> <b>*Layout</b> <b>*Final work</b>	<b>SCRATCH 3.0</b> <ul style="list-style-type: none"> <li>● Move command</li> <li>● Go to &amp; change command</li> <li>● When key pressed</li> <li>● Repeat and Switch costume block</li> <li>● Broadcast and When I receive block</li> </ul>	
Jan/Feb	<p>- Ready Steady Go (Extempore)</p> <p>- Speak about a famous personality</p> <p>-Story Relay (each student adds a new component to the story)</p> <p>- The Year That Was</p>	<p><b>*Story Narration</b></p> <p>- The Tale of The Sun and The Moon: Students will narrate the story in their own words using different expressions.</p> <p><b>*Know about Ruskin Bond</b></p> <p>-Narrating any story by Ruskin Bond</p> <p><b>*Ventriloquism</b></p> <p>- Students will learn about the art of ventriloquism. They will be encouraged to narrate a story using this method.</p>	<p><b>Dance:</b>Freestyle on the song 'i gotta feeling'</p> <p>Western vocal: Musictheory Practice, revision,assessment</p>	<p><b>Pop Art</b></p> <p><b>*Introduction to Pop Art</b></p> <p><b>*famous artist :Andy Warhol</b></p> <p><b>*Art Style of Pop Art</b></p>	<p><b>Python Turtle Design with coding</b></p> <ul style="list-style-type: none"> <li>● go()</li> <li>● turn()</li> <li>● clear()</li> <li>● reset()</li> <li>● Playing with loop Counter with for loop</li> <li>● Pen color</li> <li>● Pen width</li> <li>● Penup and Pendown</li> </ul>	<p>Cricket</p> <p>FIELDING</p>