


















**TAGORE INTERNATIONAL SCHOOL**  
**VASANT VIHAR, NEW DELHI**  
**CO-SCHOLASTIC SYLLABUS CLASS IV**  
**SESSION 2025-26**


MONT H	ART PURSUIT				OTHERS	
	PUBLIC SPEAKING	THEATRE	PERFORMING ART	ART	COMPUTERS	PHYSICAL EDUCATION
Apr/ May	<p><b>Introduction to Elements &amp; Tools of Public Speaking</b></p> <ul style="list-style-type: none"> <li>• Speaker, Message, Audience &amp; Medium</li> <li>• Language &amp; Vocabulary</li> <li>• Pacing &amp; Pauses</li> <li>• Voice Modulation</li> <li>• Body Language</li> </ul> <p><b>Nature News Anchor!</b></p> <p>Present an environmental issue in</p>	<p><b>Facial Expression of Emotions</b>  <b>Express &amp; Impress: The Dialogue Challenge"</b></p> <p>The student acting will be seated in a chair and asked to pick one dialogue from the box of dialogues of the day. He/she will use that one dialogue to emote at least five different facial expressions.</p>  <p><b>Eco-Rescue: A Nature's</b></p>	<p><b>Dance:</b> Introduce a Rabindra sangeet "Mamo chitte "</p> <p>Western Vocal:  Introduction to Sharps  Song: All is found</p>	<p><b>Op art ( optical illussion )</b></p> <p><b>*Introduction</b>  <b>*Bridget Riley's</b>  <b>*What is Op Art?</b>  <b>* layout</b>  <b>* final work</b>  <b>Moment in square</b></p> 	<p><b>Canva.com</b></p> <ul style="list-style-type: none"> <li>• Interface description</li> <li>• Font style/size</li> <li>• Formatting text-bold , Italics, underline</li> <li>• Elements</li> <li>• Shapes</li> <li>• Frames</li> <li>• uploading image, audio, video</li> </ul> <p><b>Internet and e-mail</b></p>	<p style="text-align: center;">CRICKET</p> <p style="text-align: center;">CATCHING</p>

	the style of a news anchor.	<b>Plea</b>  <b>Nature Role Play:</b> Assign students roles as animals, trees, or natural elements (like rivers or mountains). Have them improvise a scene where they interact with humans who might pollute the environment. Afterwards, the students can reflect on how they could help each other protect the Earth. 				
July	<b>Phonetic Drills</b>  <b>Tongue Twister Relay!</b> Say a tongue twister 3 times without error.  Susie works in a shoeshine shop. Where she shines she sits, and	<b>Vocal Projection</b>  Charlie Chaplin - Final Speech from The Great Dictator  <b>Voices of Valour: Community Helpers on</b>	<b>Dance:</b> Introduction of fusion on 'shape of you' by Kumar sharma  Western vocal: The D major scale Song: Barking at the moon	<b>Indian art "Madhubani art"</b> <b>*Introduction</b> <b>*Discussion</b> <b>*Technique</b> <b>*Key features of Madhubani art</b> <b>*Layout</b> <b>* learn different types of border used in Madhubani art .</b>	<b>Microsoft Word -Word Processing Software</b> <ul style="list-style-type: none"> <li>● Interface description</li> <li>● Font style/size</li> <li>● Formatting text-bold , Italics, underline</li> <li>● Changing Case</li> <li>● Shapes</li> <li>● Formatting shapes</li> <li>● List-Bulleted list, Numbered list</li> </ul>	T,T  BACKHAND PUSH

	<p>where she sits she shines.</p> <p><b>Speech Builders</b> Read short phrases with proper articulation, focusing on clear pronunciation.</p>	<p><b>Stage(monologue)</b></p> <p>The teacher gives a monologue script, and each student attempts to deliver it in their unique style</p> 			<ul style="list-style-type: none"> <li>● Alignment-Left , right, Centre, Justified</li> <li>● Import pictures</li> <li>● Formatting of picture</li> <li>● Resize pictures</li> <li>● Wrapping text</li> <li>● Background designs</li> <li>● Gradient</li> <li>● Pattern</li> <li>● Table, rows, Columns</li> <li>● Formatting of picture</li> <li>● Page colour</li> <li>● Page borders</li> <li>● Spell checker</li> <li>● Header and Footer</li> </ul>	
Aug	<p><b>Speech &amp; Debate</b></p>  <p><b>Leader's Speech!</b> Deliver a speech as a famous leader, imitating their persuasive techniques.</p> <p><b>Change Makers!</b></p>	<p><b>Physical Expressivity</b> <b>Sensory:</b> <b>Relaxation-Stimulation</b> The teacher asks students to relax and explore their five senses by PRETENDING to: <b>TOUCH:</b> • A hot stove <b>TASTE:</b> • A sour lemon <b>HEAR:</b> • A gentle wind <b>SEE:</b> A big black spider</p>	<p><b>Dance:</b> Independence Day Song "Yeh mera India"</p> <p>Western Vocal: Song: Shooting star</p>	<p><b>S.H. Raza (Indian Artist)</b></p> <p><b>* Key Features of His Art:</b> *Bindu ( dot) *Use of colour *Abstract forms <b>*Art Style:</b> Nonrepresentationa l art. <b>*Research</b></p>	<p><b>Multimedia S/W-Microsoft Power Point Technical Skills</b></p> <ul style="list-style-type: none"> <li>● Components of multimedia software</li> <li>● Slide layout</li> <li>● Insert Text</li> <li>● Format Text</li> <li>● Insert picture</li> <li>● Format picture</li> <li>● Shapes</li> </ul>	<p>NETBALL</p> <p>ONE FOOT &amp; TWO FOOT LANDING</p>

	 <p>Present an idea for social change with structured arguments.</p>	<p><b>SMELL:</b> Freshly baked bread</p> 		<p><b>*Discussion</b> <b>*Layout</b> <b>*Final Artwork</b></p>	<ul style="list-style-type: none"> <li>• Types of Views</li> <li>• Custom Animation</li> <li>• Transition</li> <li>• Insert movies and sounds</li> </ul>	
Sep/Oct	<p><b>Storytelling &amp; Role Play</b></p>  <p><b>Festival Story Swap!</b> Share a cultural festival story with expressive gestures</p>  <p><b>Dialogue Drama!</b> Perform a scripted scene with varied</p>	<p><b>Imagination &amp; Creativity</b></p>  <p><b>Charade Challenge: Character Edition</b> The teacher shows interesting faces of people or cartoon characters, such as Homer Simpson. They brainstorm some characteristics of characters. Students are asked to volunteer to imitate a character they chose, and the rest of the students guess the character and help the performing student improve their depiction of the character.</p>	<p><b>Dance:</b>Preparation for Sanchayan</p> <p><b>Western Vocal:</b> Introduction to Time signature Song: We will rock you</p>	<p><b>*Study of Indian art-Kalighat Paintings.</b>  <b>*Discussion</b>  <b>*Research</b>  <b>*Layout</b>  <b>*Linear treatment of form</b>  <b>*Elements of art: line, color, shape</b>  <b>*Teacher's day card</b></p>	<p><b>Multimedia S/W</b> <b>Ms-Power Point Technical Skills</b></p> <ul style="list-style-type: none"> <li>• Hyperlinks</li> <li>• Action buttons</li> </ul> <p><b>APP Designing using APP LAB -Code.org</b></p> <ul style="list-style-type: none"> <li>• Background Colour</li> <li>• Text Colour</li> <li>• Text Size</li> <li>• Button Text Colour and size.</li> <li>• Use of Setproperty command of objects</li> <li>• On Event Block of Objects</li> </ul>	<p>VOLLEYBALL  PASSING</p>

	<p>expressions.</p> 	<p><b>Street play- Awareness is empowering:</b></p> <p><b>Theme: Celebrating Diversity</b> – The importance of respecting everyone's culture, backgrounds, and uniqueness.</p>			<ul style="list-style-type: none"> <li>Working Images with</li> <li>Working Sound with</li> </ul>	
Nov	<p><b>Sanchayan practice</b></p> <ul style="list-style-type: none"> <li>Auditions / Initial Speeches</li> <li>Speech/Poem/Story Selection &amp; Distribution</li> <li>Speech Analysis</li> <li>Practice Without Paper</li> <li>Voice &amp; Expression</li> <li>Body Language &amp; Stage Presence</li> </ul>	<p><b>Sanchayan:</b></p> <ul style="list-style-type: none"> <li>Auditions</li> <li>Script selection and distribution</li> <li>Practice without paper</li> <li>Voice and expression</li> <li>Body language and stage presence</li> <li>costume/Prop suggestions</li> </ul> 	<p><b>Dance:</b>Preparation for Sanchayan</p> <p><b>Western Vocal:Sanchayan song</b></p>	<p><b>Henri Matisse</b></p> <p><b>**Exploring Color and Form: Inspired by Henri Matisse"</b></p> <p><b>* geometric shapes</b></p> <p><b>* organic shapes</b></p> <p><b>*Layout</b></p> <p><b>Final work</b></p> 	<p><b>APP Designing using APP LAB-Code.org</b></p> <ul style="list-style-type: none"> <li>onEvent block</li> <li>setScreen command</li> <li>dropdown</li> <li>If block</li> <li>getText</li> <li>Images</li> <li>Sound</li> </ul>	<p>Athletics</p> <p>HIGH JUMP</p>

	<ul style="list-style-type: none"> <li>● Costume / Prop Suggestions</li> </ul> <p><b>Mirror Power!</b></p> <p>Daily Practice Students practice speaking in front of a mirror every day to build confidence and self-awareness.</p>					
Dec	<p>Sanchayan Practice (continued)</p> <ul style="list-style-type: none"> <li>● Timely Entry &amp; Exit</li> <li>● Use of Props</li> </ul> <p><b>Power Pose Parade</b> Practice standing tall with open, confident body language to boost stage presence and self-assurance.</p> <p><b>Gaze Game!</b> Strengthen the ability to maintain eye contact with different parts of the audience to build</p>	<p>Sanchayan Practice (continued)</p> <ul style="list-style-type: none"> <li>● Timely Entry &amp; Exit</li> <li>● Use of Props</li> <li>● Practice on stage</li> </ul>	<p><b>Dance:</b> Preparation for Sanchayan</p> <p>Western Vocal: Sanchayan song</p>	<p><b>*Principle of Art and Design:</b> Balance</p> <p><b>*What is Balance in Art?</b> <b>* 3 types of balance.</b> <b>*Symmetrical Balance</b> (Formal Balance) <b>*Asymmetrical Balance</b> (Informal Balance) <b>*Radial Balance</b></p> <p><b>*Importance of Balance in Art:</b> Visual Interest Emotional Impact</p>	<p><b>[Computer Science Week Celebrations]</b> <b>ARTIFICIAL INTELLIGENCE</b> <b>Minecraft Adventurers</b></p> <ul style="list-style-type: none"> <li>● Artificial Intelligence and Machine Learning</li> <li>● Minecraft on code.org</li> </ul> <p><b>APP LAB-Code.org</b></p> <ul style="list-style-type: none"> <li>● Variable</li> <li>● setSize command</li> <li>● onEvent block</li> <li>● setScreen command</li> <li>● Buttons</li> <li>● If Block</li> </ul>	<p>BADMINTON</p> <p>Forehand and Backhand Grips</p>

	connection and engagement while speaking.			Stability and Harmony		
Jan/Feb	<b>Reflection and Evaluation</b> Evaluate what worked well, what could have been improved, and lessons learned for future projects.	<b>"Screen to Stage: Embrace Your Inner Hero"</b>  <b>The acting game!</b> Renowned artists/ child artists' movie scenes will be shared with students who have portrayed characters that overcame obstacles or believed in themselves despite adversity. These scenes should reflect the power of <b>confidence</b> , <b>self-belief</b> , and <b>resilience</b> .  <b>Reflection and Evaluation</b> Evaluate what worked well, what could have been improved, and lessons learned for future projects.	<b>Dance:</b> Free style on the song 'levitating'  Western vocal: Revision and assessment	<b>" Still life"</b>  <b>*Understand the Concept of Still Life.</b>  <b>*Develop Observational Skills.</b> <b>*Enhance Drawing and Shading Skills.</b>  <b>*Understand still life techniques in drawing.</b>  <b>*Create a Still Life artwork.</b>	<b>APP LAB-Code.org</b> <ul style="list-style-type: none"> <li>● Functions</li> <li>● Variable</li> <li>● Create Database</li> <li>● Read record</li> <li>● Draw chart</li> </ul>	FOOTBALL  INSTEP KICK

