






**TAGORE INTERNATIONAL SCHOOL**  
**VASANT VIHAR, NEW DELHI**  
**CO-SCHOLASTIC SYLLABUS CLASS V**  
**SESSION 2025-26**


MONTH	ART PURSUIT				OTHERS	
	PUBLIC SPEAKING	THEATRE	PERFORMING ART	ART	COMPUTERS	PHYSICAL EDUCATION
Apr/May	<p>Brief introduction to Public Speaking:</p> <ul style="list-style-type: none"> <li>-what it is</li> <li>-our aim for this session</li> </ul> <p>Ice breaker: Self, &amp; peer introduction</p> <p>Speaker, Message, Audience, Medium</p> <ul style="list-style-type: none"> <li>• Language &amp; Vocabulary</li> <li>• Pauses</li> <li>• Voice Modulation</li> <li>• Body Language</li> </ul> <p>Speech Delivery on</p>	<p><b>Gestures and Facial Expressions</b></p> <p>identify and compare the characteristics of different emotions expressed on the face.</p> <p>imitate, mirror, and create feelings and expressions by using the face as an expressive tool.</p> <p>develop skills of using effectively non-verbal gestures as per emotions.</p> <p><b>The Ripple Effect Skits:</b></p>	<p><b>Dance:</b> Introduce a Rabindra sangeet "Mayaboni biharini"</p> <p>Western vocal: Introduction to Harmony</p> <p>Song: True friend</p>	<p><b>*Principle of Art and Design:</b> Balance</p> <p><b>*What is Balance in Art?</b></p> <p><b>* 3 types of balance.</b></p> <p><b>*Symmetrical Balance</b> (Formal Balance)</p> <p><b>*Asymmetrical Balance</b> (Informal Balance)</p> <p><b>*Radial Balance</b></p> <p><b>*Importance of Balance in Art:</b></p> <p>Visual Interest Emotional Impact Stability and Harmony</p>	<p><b>TinkerCAD 3D Modelling</b></p> <ul style="list-style-type: none"> <li>• Introduction to 3D modeling</li> <li>• Introduction to TinkerCAD Interface, its toolbars and Panels</li> <li>• Creating a new file, saving it, opening an existing file</li> <li>• Basic operations on objects e.g.</li> <li>• Drawing a new object, selecting, moving and modifying objects</li> <li>• Adding materials to the 3D components and giving Styles to the objects</li> </ul> <p><b>Internet and e-mail</b></p>	<p>Badminton Forehand and Backhand Grips</p>


	<p>'Be the change I want to see':</p> <p>*choose the correct speech</p> <p>speak with confidence and clarity</p> <p>*attempt to develop the power of persuasion to inspire the audience</p>	<p>learners act out how one kind act can spark more kindness. (using simple props)</p>				
July	<p><b>Holiday haven</b></p> <p>*create a digital journal</p> <p>*explain through creative words and emotions</p> <p><b>Spin a yarn</b></p> <p>*think creatively to build the story</p>	<p><b>Body Language</b></p> <p>to show how any character is reacting to what others are saying and doing using body posture and facial expressions. enact any given situations using body postures.</p> <p><b>Mirror to My Wish:</b> pairs show a mime or tableau of a</p>	<p><b>Dance:</b> Introduction of fusion on 'Believer' by Kumar sharma</p> <p>Western vocal: The D major scale</p> <p>Song: Arabian nights</p>	<p><b>" Still life"</b></p> <p><b>*Understand the Concept of Still Life.</b></p> <p><b>*Develop Observational Skills.</b></p> <p><b>*Enhance Drawing and Shading Skills.</b></p> <p><b>*Understand still life techniques in drawing.</b></p>	<p><b>MAKECODE Arcade Game Development</b></p> <ul style="list-style-type: none"> <li>● Introduction to algorithm,</li> <li>● Flowchart and Programming</li> <li>● Events and program control flow</li> <li>● User input</li> <li>● Sprites</li> <li>● Design, Sounds, and Effects</li> <li>● Collision / overlap</li> <li>● Countdown timers</li> <li>● Game Score</li> <li>● Animation</li> <li>● Loops</li> <li>● Variables</li> </ul>	<p>T.T</p> <p>Forehand Service</p>


	<p>*use rich vocabulary</p> <p>*incorporate facial expressions and voice modulation</p> <p><b>JAM: Just a minute</b></p> <p>*speak on the given topic for one minute</p> <p>*follow the correct sentence order</p>	change you want to see—be the mirror of that change."		<p><b>*Create a Still Life artwork.</b></p> 	<ul style="list-style-type: none"> <li>● Randomization</li> </ul>	
Aug	<p><b>Tickle my funny bone (humorous poem recitation)</b></p> <p>*recite a hilarious poem</p> <p>*know the humour</p>	<p><b>Voice Modulation</b> practice speaking with the correct modulations. lay emphasis on speed, clarity and projection. develop proper accent while</p>	<p><b>Dance:</b> Independence Day Song "Jai hoo"</p> <p>Western vocal: Introduction to Rhythm(quaver) Song:speechless</p>	<p><b>"Frida Kahlo"</b> "Frida Kahlo" inspired Self portrait. <b>*Introduction</b></p> <p><b>* discussion</b> <b>*Show Examples of Kahlo's Work</b></p> <p><b>*Creating a</b></p>	<p><b>MAKECODE Arcade Game Development</b></p> <ul style="list-style-type: none"> <li>● Collision / overlap</li> <li>● Countdown timers</li> <li>● Game Score</li> <li>● Win/Loss Criteria</li> <li>● Animation</li> <li>● Loops</li> <li>● Variables</li> <li>● Randomization</li> <li>● On button press command</li> </ul>	KABBADI

	<p>elements in poem</p> <p>*use actions, prop</p> <p><b>'Say it your way'</b></p> <p><b>Situational talks</b></p> <p>*think critically</p> <p>*speak on the given topic coherently</p>	<p>delivering a monologue. saying the tongue twisters.</p> <p><b>Seed of Change Storytelling Circle</b> : sit in a circle and collaboratively a story- each adds a line showing how one good act spreads and grows.</p>		<p><b>Self-Portrait Inspired by Frida Kahlo</b></p> <p>*Sketching *colouring * final work</p> 	<ul style="list-style-type: none"> <li>● Set position</li> <li>● Game over</li> </ul>	
Sep/Oct	<p><b>What do you do? (profession charade)</b></p> <p>*think critically</p> <p>*demonstrate a profession</p>	<p><b>Dialogue delivery and Characterisation</b></p> <p>deliver monologues and dialogues effectively. create own dialogues and experiment with known language. enhance different</p>	<p><b>Dance:</b> Preparation for Sanchayan</p> <p>Western vocal: Introduction to Time signature Song: we will rock you</p>	<p><b>Jamini Roy and His Traditional Indian Art:</b> Jamini Roy's style is characterized by bold, graphic representations of Indian subjects using simplified forms, vibrant colors, and strong outlines. His work reflects a deep connection to</p>	<p><b>MAKECODE Arcade Game Development</b></p> <ul style="list-style-type: none"> <li>● Set Hero</li> <li>● Move Hero</li> <li>● Set position</li> <li>● On Game update</li> <li>● Game over</li> </ul> <p><b>Website Development-WordPress.com (using Templates)</b></p>	<p>T.T</p> <p>Back hand push</p>

	<p>*Assessment</p> <p>*speak for one minute</p> <p>giving a persuasive reply</p>	<p>ways of speaking for different audiences.</p> <p><b>'Be the Change' News Hour :</b> "role-play news reporters sharing stories of young changemakers and their impact."</p>		<p>Indian cultural traditions and serves as an important part of the Indian modern art movement. His artwork continues to inspire artists who seek to combine modern techniques with traditional folk art.</p> <p><b>*Introduction to Jamini Roy</b>  <b>* style of art</b>  <b>* Simplified forms and bold outlines</b>  <b>*use of bold colours</b>  <b>* Motifs and pattern</b>  <b>* Mother and child artwork</b></p> 	<ul style="list-style-type: none"> <li>● Introduction to Website Development</li> <li>● Introduction to Web Browsers and Internet</li> <li>● Introduction to Multimedia</li> <li>● Introduction to Wordpress.com and different templates available</li> <li>● Working with text</li> <li>● Working with Image and videos</li> <li>● Hyperlinks and Navigation through pages</li> <li>● Sharing the Website</li> </ul>	
--	--	---	--	---	---	--

Nov	<p><b>SANCHAYAN:</b></p> <p><b>the annual festival</b></p> <p>*Selection of poem according to theme</p> <p>*Selection of costumes</p> <p>*Poem recitation with voice modulation and facial expressions</p>	<p><b>Sanchayan practice</b></p> <p>Auditions Script distribution Script Analysis</p> <p>Speak dialogues without script. Character Development. Costume designing. Use the props with ease.</p>	<p><b>Dance:</b> Preparation for Sanchayan</p> <p><b>Western vocal:</b> <b>Song: Sanchayan song</b></p>	<p><b>“Paper Mosaic”</b></p> <p><b>*Introduction to Mosaic art</b> <a href="#">INTRODUCTION LINK</a></p> <p><b>* what is mosaic</b></p> <p><b>*Technique of Mosaic Art</b></p> <p><b>* Technique of Mosaic Art with paper .</b></p> <p><b>*discussion</b> <b>* layout</b> <b>* preparations for the artwork</b> <b>* final work</b></p> 	<p><b>HTML- w3schools.com Website Development</b></p> <ul style="list-style-type: none"> <li>● Getting Started with HTML</li> <li>● Types of web pages-Static and Dynamic</li> <li>● Types of tags - Empty and Container</li> <li>● Basic Elements and their attributes-html, head, title,body</li> <li>● Text Basics</li> <li>● Add Images</li> <li>● Add Videos</li> <li>● Add Lists</li> <li>● Add Table</li> </ul>	VOLLEYBALL
-----	--	---	---	--	--	------------

Dec	<p><b>Sanchayan practice</b> (continued)</p> <p>Stage elements: Entry, exit</p>	<p><b>Sanchayan practice</b> (continued)</p> <p>Timely entry &amp; exit. Technical elements such as lighting, sound, set changes, and special effects into the production.</p>	<p><b>Dance:</b> Preparation for Sanchayan</p> <p><b>Western vocal:</b> <b>Sanchayan song</b></p>	<p><b>Romero Britto</b></p> <p>* Introduction about the artist and his style of art . * Discussion (What makes Britto's style unique?) * layout * Artworks inspired from his style.</p> 	<p><b>[Computer Science Week Celebrations]</b> <b>[ARTIFICIAL INTELLIGENCE]</b> <b>Minecraft Adventurers</b></p> <ul style="list-style-type: none"> <li>Artificial Intelligence and Machine Learning</li> <li>Minecraft on code.org</li> </ul> <p><b>HTML- w3schools.com</b> <b>Website Development</b></p> <ul style="list-style-type: none"> <li>Hyperlinks</li> <li>Add Links/ Hyperlinks</li> </ul>	BASKETBALL
Jan/Feb	<p>Let's jam together (Group Poetry)</p> <p><b>Reflection and Evaluation</b></p> <p>Evaluate what worked well, what</p>	<p><b>Reflection and Evaluation</b></p> <p>Reflect on successes, identify areas for improvement,</p>	<p><b>Dance:</b> Preparation for Jr. Prize Distribution</p> <p>Western vocal: Revision and assessment</p>	<p><b>S.H. Raza</b> (Indian Artist)</p> <p>* <b>Key Features of His Art:</b></p>	<p><b>HTML- w3schools.com</b> <b>Website Development</b></p> <ul style="list-style-type: none"> <li>Create Tables</li> <li>Forms &amp; Inputs</li> <li>Final Project</li> </ul>	HIGH JUMP

	could have been improved, and lessons learned for future projects.	and note key takeaways for future projects.		<ul style="list-style-type: none"><li>*Bindu ( dot)</li><li>*Use of colour</li><li>*Abstract forms</li><li>*<b>Art Style:</b> Nonrepresentational art.</li><li>*<b>Research</b></li><li>*<b>Discussion</b></li><li>*<b>Layout</b></li><li>*<b>Final Artwork</b></li></ul> 		
--	--	---	--	---	--	--